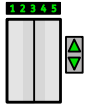



GWR



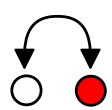
Station with gateline, booking office and lift.




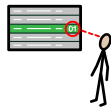
Enter the train station and have your ticket ready.



-



No ticket - buy at the ticket office or the vending machine.

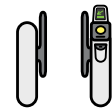
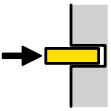
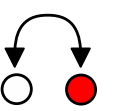


123

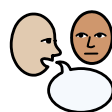
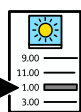

Look at the customer information screens for your platform number.



Go to the Gateline.



Scan ticket or insert paper ticket and the gate will open. .



If you've booked passenger assistance, tell staff at the Gateline.



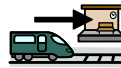
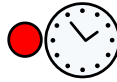
GWR



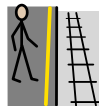
Follow signs and information screens to navigate to the correct platform.



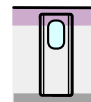
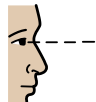
You can go in the lift.



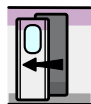
Go to the correct platform before the train arrives.



You must stay behind the yellow line while you wait for the train to stop.



You will hear a noise and see a flashing button by the train door.



Press the button and the door will open.



You can get on the train and look for an empty seat.

