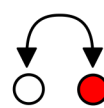




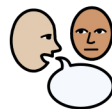
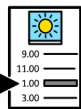

Station with booking office, lift and no gateline.



Enter the train station and have your ticket ready.



No ticket - buy at the ticket office or the vending machine.



If you've booked passenger assistance, tell staff.




123

Look at the customer information screens for your platform number.





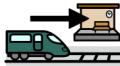


Follow signs and information screens to navigate to the correct platform.









You can go in the lift.




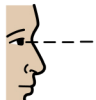


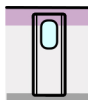




Go to the correct platform before the train arrives.





You must stay behind the yellow line while you wait for the train to stop.

You will hear a noise and see a flashing button by the train door.

Press the button and the door will open.

You can get on the train and look for an empty seat.

