



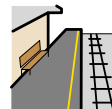

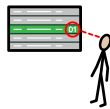
Station with lift, no gateline, vending machine



or booking office.

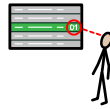


Enter the train station and have your ticket ready.



123

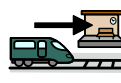
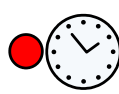
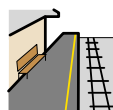
Look at the customer information screens for your platform number.



Follow signs and information screens to navigate to the correct platform.



You can go in the lift.



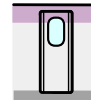

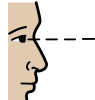
Go to the correct platform before the train arrives.



GWR



You must stay behind the yellow line while you wait for the train to stop.



You will hear a noise and see a flashing button by the train door.




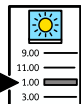

Press the button and the door will open.



You can get on the train.



You can buy a ticket from train staff.



If you've booked passenger assistance, tell train staff.



Look for an empty seat.

