




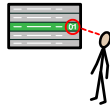
GWR



Station with request stops.

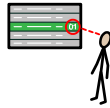


Enter the train station and have your ticket ready..

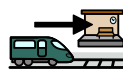
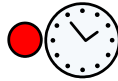


123

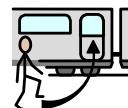

Look at the customer information screens for your platform number.



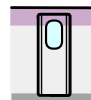
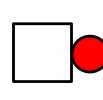
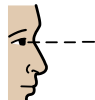
Follow signs and information screens to navigate to the correct platform.



Go to the correct platform before the train arrives.



Raise your hand to let the train driver know that you want to board the train.



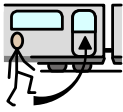
You will hear a noise and see a flashing button by the train door.



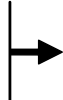
GWR



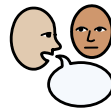
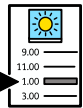

Press the button and the door will open.



You can get on the train.



You can buy a ticket from train staff.



If you've booked passenger assistance, tell train staff.



Look for an empty seat.

