



Great  
Western  
Railway



# B5M

## Train times

11 December 2022  
to 20 May 2023




Check before you travel.  
Download our **app** or visit **GWR.com/Check**


This timetable shows trains between Westbury and Swindon via Melksham on the TransWilts line. All trains in this timetable are operated by Great Western Railway.


**Changes to published times**  
Improvement works may affect services, especially at weekends. Services may also be different on public holidays. Always check your journey before you leave at [GWR.com/check](#)

**Replacement buses**  
Animals\*, non-folding bikes, and large items of luggage can't be carried on our buses.  
\*Assistance dogs can be carried.

**Penalty Fares**  
If you don't have a valid ticket you may have to pay a Penalty Fare.  
Find out more at [GWR.com/revenueprotection](#)

**National Rail**  
Find out more about train times and fares.  
Call **03457 48 49 50\*** (24 hours, calls may be recorded) or go to [nationalrail.co.uk](#)  
You can also find the National Rail Conditions of Travel here.

**PlusBus**   
An add-on ticket which gives you discounted bus travel to and from many of our stations. Find out more at [plusbus.info](#)

**Bags and Luggage**  
You can bring up to 3 pieces of luggage, with a maximum size of 30 x 70 x 90cm. Small and medium sized bags can be stored under your seats or in the overhead racks. Large items can be stored in the dedicated luggage areas. Surfboards can't be taken on our IET trains. Look for GWR trains shown with a  symbol in our timetables.

**Bikes**  
You must reserve a bike space on many of our services. These are shown in our timetables. Space is limited, so we have a strict first-come, first-served policy. Book a space at your nearest staffed station, through our Customer Support team, or when you buy your ticket online at [GWR.com](#)


**Short platforms**  
Some stations have short platforms. In some cases, you can only join or leave the train from certain carriages. Please listen for announcements.

**Free Wi-Fi and plug sockets** are available on most of our trains.

**Delay Repay**  
You are entitled to compensation if your journey has been delayed for 15 minutes or more. Find out more at [GWR.com/DelayRepay](#)

**Great Western Railway Customer Panel**  
Our panel is set up for you to tell us your thoughts and give us feedback on how we are doing. Find out more at [GWR.com/Panel](#)

**Transport Focus**  
The UK's independent watchdog for passengers and road users. Call **0300 123 2350\*** or find out more at [transportfocus.org.uk](#)

**Seat reservations on GWR services**  
 **(Shown on our Intercity Express Trains, and some long distance regional trains)**  
Reservations are recommended on many of our trains. When you try and buy a ticket, we will allocate you a seat if one is available. We leave some space for those with walk-up tickets, or who may have been disrupted.

If you buy a ticket on the day of travel, we may allocate you a space instead of a specific seat. Sit in any unreserved seat in your class of travel.

**Our seat guarantee**  
If you have a reservation on a GWR service and have to stand, you are entitled to compensation. Find out more at [GWR.com](#)

\* Standard network charges apply. Calls from mobiles may be higher  
All information correct at time of publication. Errors and omissions excepted.  
Download the most up-to-date version at [GWR.com/timetables](#)

**The TransWilts Integrated Corridor**  
This Partnership is an initiative which aims to improve links between trains and buses on the route from Swindon to Salisbury via Chippenham, Melksham, Trowbridge, Westbury, Dilton Marsh and Warminster.  
Find out more at [transwilts.org](#)



**Passenger Assist**  
You can arrange help, check station accessibility, buy a ticket and reserve a seat by calling us on Freephone **0800 197 1329** or by text relay **18001 0800 197 1329** (open 0600 to 2300, 7 days a week, except Christmas Day).

You may book assistance by completing the online booking form available on our website.

**Station accessibility**  
All of our stations are classified for their level of accessibility:


















**Category A:** This station has step-free access to all platforms

**Category B:** This station has a degree of step-free access to the platform, which may be in both directions or in one direction only. Check details on our website

**Category C:** This station does not have step-free access to any platform




Full details can be found at [GWR.com/PassengerAssist](#)

**Large print timetables** are available for our partially sighted customers.  
Call **03457 000 125\*** or email [\*\*GWR.Feedback@GWR.com\*\*](mailto:GWR.Feedback@GWR.com)  
\* Standard network charges apply. Calls from mobiles may be higher.



Station	CRS	Operator	Access Category	Ticket office hours			Ticket machine	Toilets	Car Park	Bike Rack
				Weekdays	Saturdays	Sundays				
Chippenham	CPM	GW	A	0550-2000	0550-1930	0740-1950				
Melksham	MKM	GW	A	Unstaffed	Unstaffed	Unstaffed				
Swindon	SWI	GW	A	0630-2000	0630-1930	0800-2000				
Trowbridge	TRO	GW	B	0640-1310	0640-1450	0920-1650				
Westbury	WSB	GW	A	0650-1700	0740-1340	0830-1700				



**Operator**  
GW   Great Western Railway  
For details of accessibility at any station, check [nationalrail.co.uk](#)




NOTES AND SYMBOLS

- Bold** Through service  
Light Connecting service  
**Green** Runs on certain days only, or has differences at some stations. Please check notes for details  
 Minimum time, in minutes, you need to allow between connecting services (this is only shown at stations where this differs from the standard 5 minute allowance)  
 PlusBus available. For more details, visit [plusbus.info](#)  
 Seat reservations recommended
- a** Arrival time  
**d** Departure time
- A** Runs until 26 March  
**B** Runs from 2 April
- CNM** Cheltenham Spa  
**FRO** Frome  
**SAL** Salisbury  
**SOU** Southampton Central  
**WEY** Weymouth



SWINDON - MELKSHAM - WESTBURY



MONDAYS TO FRIDAYS	Swindon 	d	0611	0845	1105	1315	1514	1736	1852	2045
	Chippenham 	d	0627	0900	1121	1330	1530	1752	1907	2100
	Melksham	d	0636	0910	1131	1340	1539	1803	1917	2110
	Trowbridge	a	0645	0919	1140	1349	1548	1812	1927	2119
	Westbury	a	0653	0926	1147	1356	1558	1820	1934	2126
	Train continues to		SOU			SAL				




SATURDAYS	Swindon 	d	0835	0935	1105	1305	1510	1605	1735	1935	2107
	Chippenham 	d	0857	0950	1121	1321	1530	1620	1750	1950	2122
	Melksham	d	0906	1000	1130	1330	1539	1630	1800	2000	2132
	Trowbridge	a	0915	1009	1139	1339	1548	1639	1809	2009	2141
	Westbury	a	0923	1016	1148	1348	1556	1646	1817	2016	2149

SUNDAYS	Notes		A		B						
	Facilities										
	Swindon 	d	0914	1141	1141	1341	1544	1744	1929	2125	
	Chippenham 	d	0930	1156	1156	1356	1559	1759	1945	2140	
	Melksham	d	0940	1205	1206	1405	1609	1809	1954	2150	
	Trowbridge	a	0949	1214	1215	1414	1618	1818	2003	2159	
	Westbury	a	0956	1221	1223	1421	1625	1825	2011	2206	
	Train continues to				WEY		WEY		FRO		
									SAL		

WESTBURY - MELKSHAM - SWINDON

MONDAYS TO FRIDAYS	Westbury	d	0517	0705	0737	0946	1217	1416	1625	1834	2006
	Trowbridge	d	0523	0711	0743	0952	1223	1422	1631	1840	2012
	Melksham	d	0533	0721	0753	1002	1233	1432	1641	1850	2022
	Chippenham 	a	0542	0730	0802	1011	1242	1441	1651	1901	2031
	Swindon 	a	0559	0747	0819	1034	1259	1501	1708	1921	2050
	Train continues to		CNM								CNM

SATURDAYS	Westbury	d	0744	0834	1007	1205	1405	1506	1636	1835	
	Trowbridge	d	0750	0840	1013	1211	1411	1512	1642	1841	
	Melksham	d	0800	0850	1023	1221	1423	1522	1652	1851	
	Chippenham 	a	0809	0859	1032	1230	1434	1531	1701	1900	
	Swindon 	a	0826	0923	1054	1255	1454	1548	1725	1924	

SUNDAYS	Facilities										
	Westbury	d	0820	1044	1245	1440	1652	1835	2024		
	Trowbridge	d	0827	1049	1252	1446	1658	1841	2030		
	Melksham	d	0837	1100	1301	1456	1708	1851	2040		
	Chippenham 	a	0846	1109	1311	1505	1717	1900	2049		
	Swindon 	a	0903	1128	1328	1523	1734	1917	2106		

Changes to our timetables

The times shown in this timetable are a guide to our services. Train times may change late at night or at weekends to allow maintenance work to be done. You should always confirm your train times online, less than 24 hours prior to travelling: **GWR.com/Check**