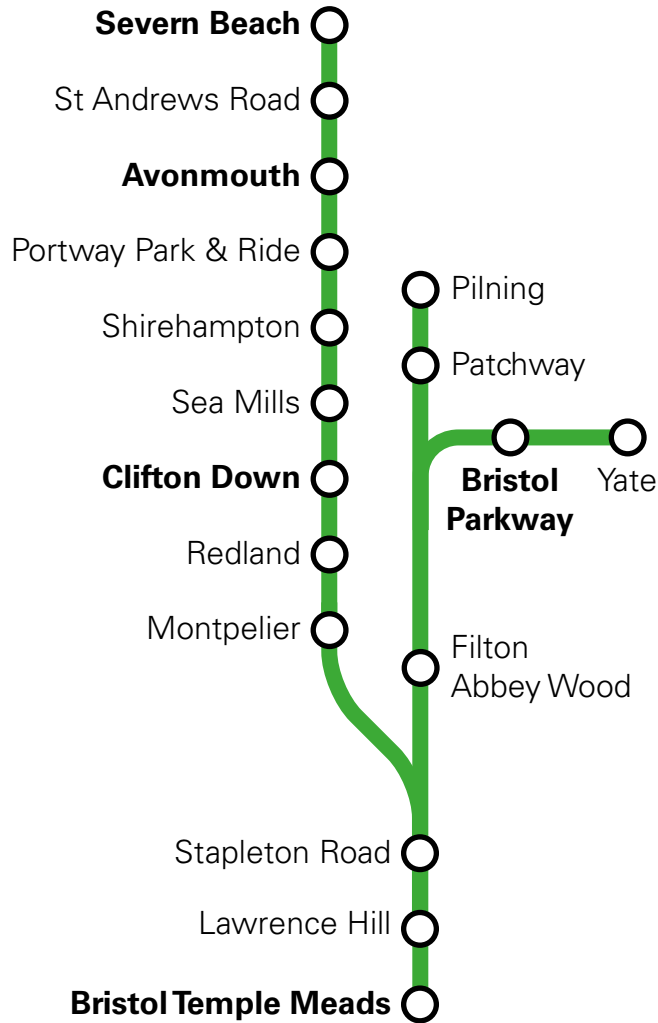




Great  
Western  
Railway



# B8

## Train Times

21 May to  
9 December 2023



**Sevenside  
Community Rail  
Partnership**

Check before you travel.



[GWR.com/check](https://www.gwr.com/check)



Search for **GWR** in your app store

# This timetable shows trains from Bristol to Avonmouth, Severn Beach, Patchway and Bristol Parkway (Stopping trains).

All services in this timetable are operated by Great Western Railway

## Changes to published times

Improvement works may affect services, especially at weekends. Services may also be different on public holidays. Always check your journey before you leave at [GWR.com/check](https://www.gwr.com/check)

## Replacement buses

Animals<sup>†</sup>, non-folding bikes, and large items of luggage can't be carried on our buses.

<sup>†</sup>Assistance dogs can be carried.

## National Rail

Find out more about train times and fares.

Call **03457 48 49 50\*** (24 hours, calls may be recorded) or go to [nationalrail.co.uk](https://www.nationalrail.co.uk)


You can also find the National Rail Conditions of Travel here.

## PlusBus


An add-on ticket which gives you discounted bus travel to and from many of our stations.

Find out more at [plusbus.info](https://www.plusbus.info)

## Bags and Luggage

You can bring up to 3 pieces of luggage, with a maximum size of 30 x 70 x 90cm. Small and medium sized bags can be stored under your seats or in the overhead racks. Large items can be stored in the dedicated luggage areas. Surfboards can't be taken on our IET trains. Look for GWR trains shown with a  symbol in our timetables.

## Bikes

On our IETs bike reservations are strongly advised. IETs are shown with a  symbol in our timetables. Book a bike reservation at your nearest staffed station, through our Customer Support team or when you buy your ticket online at [GWR.com](https://www.gwr.com). Bikes can be carried on most of our other services without the need for a reservation on a first-come, first-served basis and subject to space being available.

## Short platforms

Some stations have short platforms. In some cases, you can only join or leave the train from certain carriages. Please listen for announcements.

**Free Wi-Fi and plug sockets** are available on most trains.

## Delay Repay

You are entitled to compensation if your journey has been delayed for 15 minutes or more.

Find out more at [GWR.com/DelayRepay](https://www.gwr.com/DelayRepay)

## Great Western Railway Customer Panel

Our panel is set up for you to tell us your thoughts and give us feedback on how we are doing.

Find out more at [GWR.com/Panel](https://www.gwr.com/Panel)

\* Standard network charges apply. Calls from mobiles may be higher

All information correct at time of publication. Errors and omissions excepted.  
Download the most up-to-date version at [GWR.com/timetables](https://www.gwr.com/timetables)



## Penalty Fares

If you don't have a valid ticket you may have to pay a Penalty Fare.

Find out more at [GWR.com/revenueprotection](https://www.gwr.com/revenueprotection)

## Transport Focus

The UK's independent watchdog for passengers and road users. Call **0300 123 2350\*** or find out more at [transportfocus.org.uk](https://www.transportfocus.org.uk)

## Seat reservations on GWR services

 (Shown on our Intercity Express Trains, and some long distance regional trains)

Reservations are recommended on many of our trains. When you buy a ticket, we will allocate you a seat if one is available. We leave some space for those with walk-up tickets, or who may have been disrupted.

If you buy a ticket on the day of travel, we may allocate you a space instead of a specific seat. Sit in any unreserved seat in your class of travel.

## Our seat guarantee

If you have a reservation on a GWR service and have to stand, you are entitled to compensation. Find out more at [GWR.com](https://www.gwr.com)

## Friends of Suburban Bristol Railways

This group campaigns for improvements to rail services in the Bristol area, including the Severn Beach line.

Find out more at [fosbr.org.uk](https://www.fosbr.org.uk)

## Sevenside Community Rail Partnership



The main aim of this Partnership is to identify and implement measures to encourage the use of local trains on routes around Bristol and to ensure that access to local stations is easy, providing a safe and welcoming environment.

Find out more at [sevenside-rail.org.uk](https://www.sevenside-rail.org.uk)

# Large print timetables

are available for our partially sighted customers. Call **03457 000 125\*** or email [GWR.Feedback@GWR.com](mailto:GWR.Feedback@GWR.com)

\* Standard network charges apply. Calls from mobiles may be higher.

## Passenger Assist

You can arrange help, check station accessibility, buy a ticket and reserve a seat by calling us on Freephone **0800 197 1329** or by text relay **18001 0800 197 1329**

(open 24 hours a day, 7 days a week, except Christmas Day).

You may book assistance by completing the online booking form available on our website.

## Station accessibility

All of our stations are classified for their level of accessibility:

**Category A:** This station has step-free access to all platforms

**Category B:** This station has a degree of step-free access to the platform, which may be in both directions or in one direction only. Check details on our website

**Category C:** This station does not have step-free access to any platform

Full details can be found at [GWR.com/PassengerAssist](http://GWR.com/PassengerAssist)

## Operator

GW Great Western Railway

NR Network Rail

For details of accessibility at any station, check [nationalrail.co.uk](http://nationalrail.co.uk)

Station	CRS	Operator	Access Category	Ticket office hours			Ticket machine	Toilets	Car Park	Bike Rack
				Weekdays	Saturdays	Sundays				
Avonmouth	AVN	GW	B	Unstaffed	Unstaffed	Unstaffed			●	●
Bath Spa	BTH	GW	A	0600-2000	0600-2000	0745-2000	●	●♿	●	●
Bristol Parkway	BPW	GW	A	0600-2000	0700-1800	0830-1900	●	●♿	●	●
Bristol Temple Meads	BRI	NR	A	0615-2130	0615-2130	0645-2130	●	●♿	●	●
Clifton Down	CFN	GW	B	Unstaffed	Unstaffed	Unstaffed	●		●	●
Filton Abbey Wood	FIT	GW	B	1615-1915	Closed	Closed	●		●	●
Lawrence Hill	LWH	GW	B	Unstaffed	Unstaffed	Unstaffed	●			●
Montpelier	MTP	GW	A	Unstaffed	Unstaffed	Unstaffed	●			●
Patchway	PWY	GW	A	Unstaffed	Unstaffed	Unstaffed			●	●
Pilning	PIL	GW	A	Unstaffed	Unstaffed	Unstaffed			●	
Portway Park & Ride	PRI	GW	A	Unstaffed	Unstaffed	Unstaffed	●		●	●
Redland	RDA	GW	A	Unstaffed	Unstaffed	Unstaffed	●			●
St Andrews Road	SAR	GW	C	Unstaffed	Unstaffed	Unstaffed				●
Sea Mills	SML	GW	B	Unstaffed	Unstaffed	Unstaffed				
Severn Beach	SVB	GW	A	Unstaffed	Unstaffed	Unstaffed				●
Shirehampton	SHH	GW	A	Unstaffed	Unstaffed	Unstaffed			●	●
Stapleton Road	SRD	GW	B	Unstaffed	Unstaffed	Unstaffed				●
Weston-super-Mare	WSM	GW	B	0610-1745	0610-1745	0830-1820	●	●♿	●	●
Yate	YAE	GW	B	0700-1100	Closed	Closed	●		●	●

## NOTES AND SYMBOLS

<b>Bold</b>	Through service
Light	Connecting service
<b>Green</b>	Runs on certain days only, or has differences at some stations. Please check notes for details
⌚	Minimum time, in minutes, you need to allow between connecting services (this is only shown at stations where this differs from the standard 5 minute allowance)
🚌	PlusBus available. For more details, visit <a href="http://plusbus.info">plusbus.info</a>
🚲	Bike reservations are strongly advised. First Class accommodation, seat reservations, Wi-Fi and power points are available
🪑	Seat reservations recommended
🛒	A trolley service of drinks and snacks is available for all or part of the journey
↔	Continued in a later column
↔	Continued from an earlier column
<b>a</b>	Arrival time
<b>ae</b>	Passengers may arrive earlier by travelling on a later train
<b>d</b>	Departure time
<b>dl</b>	Passengers may depart later by changing trains en route.
<b>c</b>	Change at Newport
<b>e</b>	Arrives at 1459
<b>f</b>	Arrives at 1825
<b>g</b>	On Fridays departs at 2244
<b>h</b>	Arrives at 0758
<b>j</b>	Arrives at 2225
<b>FO</b>	Fridays only
<b>FX</b>	Not Fridays
<b>MX</b>	Not Mondays
<b>SM</b>	Saturday mornings only
<b>TFM</b>	Tuesday to Friday mornings only

<b>A</b>	Runs until 8 September
<b>B</b>	Runs from 11 September
<b>C</b>	Runs until 9 September
<b>D</b>	Runs from 16 September
<b>E</b>	Runs until 10 September
<b>F</b>	Runs from 17 September

<b>CDF</b>	Cardiff Central
<b>CNM</b>	Cheltenham Spa
<b>EXD</b>	Exeter St Davids
<b>FRO</b>	Frome
<b>GCR</b>	Gloucester
<b>GMV</b>	Great Malvern
<b>PLY</b>	Plymouth
<b>PMH</b>	Portsmouth Harbour
<b>PMS</b>	Portsmouth & Southsea
<b>PNZ</b>	Penzance
<b>SAL</b>	Salisbury
<b>SWA</b>	Swansea
<b>TAU</b>	Taunton
<b>WEY</b>	Weymouth
<b>WMN</b>	Warminster
<b>WOF</b>	Worcester Foregate Street
<b>WOS</b>	Worcester Shrub Hill
<b>WSB</b>	Westbury

BRISTOL TO AVONMOUTH, SEVERN BEACH, PATCHWAY AND BRISTOL PARKWAY (STOPPING TRAINS)

MONDAYS TO FRIDAYS

Notes																			A	B			A				
Facilities																			■	■	■	■	■				
Weston-super-Mare	d																			0640	0640			0710			0739
Bath Spa	Ⓣ d																			0706			0730			0752	
Bristol Temple Meads	Ⓣ d	0510	0537	0545	0553	0604	0610	0628	0644	0653	0707	0710	0712	0724	0724	0740	0746	0755	0806	0812	0816	0823	0840				
Lawrence Hill	d	0514	0540	0548	0607		0632	0647	0656	0715		0723	0728	0728	0740	0749	0815		0819	0827							
Stapleton Road	d	0516	0543	0551	0610		0635	0650	0659	0718		0726	0731	0731	0752	0818		0822	0831								
Filton Abbey Wood	a	0556		0600	0617	0639	0704	0714	0719	0731		0737	0737	0747	0802		0813	0827	0835	0847							
Patchway	a	0608		0643		0704		0714	0719	0731		0737	0737	0747	0802		0813	0827	0835	0847							
Bristol Parkway	Ⓣ a	0602		0622		0704		0714	0719	0731		0737	0737	0747	0802		0813	0827	0835	0847							
Yate	a	0631		0643		0704		0714	0719	0731		0737	0737	0747	0802		0813	0827	0835	0847							
Montpelier	d	0520	0546	0613		0653		0721		0755		0821															
Redland	d	0522	0548	0615		0655		0723		0757		0823															
Clifton Down	d	0525	0552	0622		0658		0727		0800		0827															
Sea Mills	d	0529	0556	0626		0702		0731		0804		0831															
Shirehampton	d	0532	0559	0629		0706		0734		0808		0834															
Portway Park & Ride	d	0534	0601	0631		0708		0736		0810		0836															
Avonmouth	a	0537	0604	0634		0710		0739		0812		0839															
Avonmouth	d	0537	0605	0644		0712		0744		0813																	
St Andrews Road	d	0541	0608	0648		0716		0748		0816																	
Severn Beach	a	0548	0615	0655		0723		0755		0823																	
Train continues to	CDF			WOS	CDF	CDF	SWA	GCR	CDF	CDF	GCR	CDF	GCR	CDF	GCR	CDF	GCR	CDF	WOF								

Notes																			A	B								
Facilities																			■	■	■	■						
Weston-super-Mare	d																			0847	0910			0948	0948	1010		
Bath Spa	Ⓣ d	0829		0850		0940		0930dl		1015		1040																
Bristol Temple Meads	Ⓣ d	0840	0846	0858	0904	0910	0913	0927	0938	0946	1002	1004	1007	1012	1027	1027	1038	1046	1058	1104	1107	1112						
Lawrence Hill	d	0849		0907		0914		0949		1007		1015		1049		1107		1115										
Stapleton Road	d	0852		0910		0916		0952		1010		1018		1052		1110		1118										
Filton Abbey Wood	a	0847	0905		0917	0920	0933	0945	1010	1015	1017	1035	1035	1045	1105	1114	1117											
Patchway	a	0905		0917		0920		0940		1010		1035		1045		1105		1117										
Bristol Parkway	Ⓣ a	0851	0926		0949		1019		1028		1059		1118		1127													
Yate	a	0900	0935		0958		1028		1059		1118		1127															
Montpelier	d	0855	0920		0955		1021		1055		1121																	
Redland	d	0857	0922		0957		1023		1057		1123																	
Clifton Down	d	0900	0927		1000		1027		1100		1127																	
Sea Mills	d	0904	0931		1004		1031		1104		1131																	
Shirehampton	d	0908	0934		1008		1034		1108		1134																	
Portway Park & Ride	d	0910	0936		1010		1036		1110		1136																	
Avonmouth	a	0912	0939		1012		1039		1112		1139																	
Avonmouth	d	0913	1013		1113																							
St Andrews Road	d	0916	1016		1116																							
Severn Beach	a	0923	1023		1123																							
Train continues to	WOF	CDF	GCR	CDF	WOF	CDF	GCR	CDF	GCR	CDF	CDF	WOF	CDF	GCR	CDF	GCR	CDF	GCR										

Notes																			A	B			A	B		
Facilities																			■	■	■	■	■	■	■	■
Weston-super-Mare	d	1047	1047	1110		1147		1147	1210		1238		1230dl		1248		1310									
Bath Spa	Ⓣ d	1138		1218		1252		1310		1318		1352		1410		1339										
Bristol Temple Meads	Ⓣ d	1127	1127	1138	1146	1157	1204	1208	1211	1227	1227	1238	1238	1246	1257	1304	1308	1312	1327	1339	1346	1400	1404			
Lawrence Hill	d	1149		1207		1215		1249		1307		1315		1349		1407										
Stapleton Road	d	1152		1213		1218		1252		1310		1318		1352		1410										
Filton Abbey Wood	a	1135	1135	1145	1204	1215	1219	1234	1234	1245	1245	1306	1315	1315	1333	1346	1407									
Patchway	a	1141	1141	1204	1215	1219	1234	1234	1245	1245	1306	1315	1315	1333	1346	1407										
Bristol Parkway	Ⓣ a	1149		1219		1249		1249		1319		1350														
Yate	a	1158		1228		1258		1258		1328		1359														
Montpelier	d	1155		1221		1255		1321		1355																
Redland	d	1157		1223		1257		1323		1357																
Clifton Down	d	1200		1227		1300		1327		1400																
Sea Mills	d	1204		1231		1304		1331		1404																
Shirehampton	d	1208		1234		1308		1334		1408																
Portway Park & Ride	d	1210		1236		1310		1336		1410																
Avonmouth	a	1212		1239		1312		1339		1412																
Avonmouth	d	1213		1313		1413																				
St Andrews Road	d	1216		1316		1416																				
Severn Beach	a	1223		1323		1423																				
Train continues to	CDF	CDF	WOF	CDF	GCR	CDF	CDF	WOF	WOF	CDF	GCR	CDF	GCR	CDF	WOF	CDF	GCR	CDF								

Notes																			A	B			A	B		
Facilities																			■	■	■	■	■	■	■	■
Weston-super-Mare	d	1345		1410		1447		1510		1539		1530dl		1547		1547	1610									
Bath Spa	Ⓣ d	1332dl	1438		1428dl		1539		1530dl		1610		1618		1618		1651									
Bristol Temple Meads	Ⓣ d	1409	1412	1427	1439	1446	1457	1504	1508	1512	1527	1538	1546	1557	1604	1608	1612	1627	1627	1639	1639	1645				
Lawrence Hill	d	1415		1449		1507		1515		1549		1607		1615		1649										
Stapleton Road	d	1410	1418	1452	1510	1518	1552	1610	1610	1610	1618	1618	1651													
Filton Abbey Wood	a	1416	1417	1434	1446	1504	1517	1517	1534	1545	1605	1615	1617	1635	1635	1645	1645									
Patchway	a	1440		1539		1605		1615		1617		1635		1645												
Bristol Parkway	Ⓣ a	1420	1453		1521		1549		1619		1655		1655													
Yate	a	1429	1503		1531		1600		1628		1704		1704													
Montpelier	d	1421		1455		1521		1555		1621		1655														
Redland	d	1423		1457		1523		1557		1623		1657														
Clifton Down	d	1427		1500		1527		1600		1627		1700														
Sea Mills	d	1431		1504		1531		1604		1631		1704														
Shirehampton	d	1434		1508		1534		1608		1634		1708														
Portway Park & Ride	d	1436		1510		1536		1610		1636		1710														
Avonmouth	a	1439		1512		1539		1612		1639		1712														
Avonmouth	d	1540		1613		1713																				
St Andrews Road	d	1543		1616		1716																				
Severn Beach	a	1550		1623		1723																				
Train continues to	GCR	CDF	WOF	CDF	GCR	CDF	WOS	CDF	GCR	CDF	GCR	CDF	CDF	WOF	WOF	CDF	WOF									

**BRISTOL TO AVONMOUTH, SEVERN BEACH, PATCHWAY AND BRISTOL PARKWAY (STOPPING TRAINS)**

**MONDAYS TO FRIDAYS**

Facilities	■														■				■					
Weston-super-Mare	d	.	.	.	.	.	1645	.	1710	.	.	.	.	1745	.	1810	.	.	.	.	1845	.	1910	
Bath Spa	Ⓣ d	1639	.	1628dl	.	.	.	.	.	1739	.	1728dl	.	.	.	1838	.	.	.	.	.	.	.	
Bristol Temple Meads	Ⓣ d	1657	1704	1708	.	1712	1724	1738	1746	1757	1804	1810	1812	1827	1840	1846	1858	1904	1908	.	1914	1922	1939	1946
Lawrence Hill	d	.	1707	.	1715	.	.	1749	.	1807	.	1815	1831	.	1849	.	1907	.	1917	1926	.	1949	.	
Stapleton Road	d	.	1710	.	1710	1718	.	1752	.	1810	.	1818	1835	.	1852	.	1910	.	1910	1920	1929	.	1952	
Filton Abbey Wood	a	1704	1715	1717	.	1731	1745	.	1804	1817	1817	.	1839	1848	.	1905	1915	1917	.	1933	1946	.	.	
Patchway	a	.	.	.	.	1735	.	.	.	.	.	.	1845	.	.	.	.	.	.	1946	.	.	.	
Bristol Parkway	Ⓣ a	.	.	1719	.	.	1750	.	.	.	1821	.	.	1854	.	.	.	1918	.	.	1950	.	.	
Yate	a	.	.	1728	.	.	1759	.	.	.	1831	.	.	1905	.	.	.	1928	.	.	1959	.	.	
Montpelier	d	.	.	.	1721	.	1755	.	.	.	1821	.	.	1855	.	.	.	1923	.	.	1955	.	.	
Redland	d	.	.	.	1723	.	1757	.	.	.	1823	.	.	1857	.	.	.	1925	.	.	1957	.	.	
Clifton Down	d	.	.	.	1727	.	1800	.	.	.	1827	.	.	1900	.	.	.	1929	.	.	2000	.	.	
Sea Mills	d	.	.	.	1731	.	1804	.	.	.	1831	.	.	1904	.	.	.	1933	.	.	2004	.	.	
Shirehampton	d	.	.	.	1734	.	1808	.	.	.	1834	.	.	1908	.	.	.	1936	.	.	2008	.	.	
Portway Park & Ride	d	.	.	.	1736	.	1810	.	.	.	1836	.	.	1910	.	.	.	1938	.	.	2010	.	.	
Avonmouth	a	.	.	.	1739	.	1812	.	.	.	1839	.	.	1912	.	.	.	1941	.	.	2012	.	.	
Avonmouth	d	.	.	.	.	.	1813	.	.	.	.	.	.	1913	.	.	.	.	.	.	2013	.	.	
St Andrews Road	d	.	.	.	.	.	1816	.	.	.	.	.	.	1916	.	.	.	.	.	.	2016	.	.	
Severn Beach	a	.	.	.	.	.	1823	.	.	.	.	.	.	1923	.	.	.	.	.	.	2023	.	.	
Train continues to		CDF	GCR	CDF	WOF	CDF	GCR	CDF	GMV	CDF	GCR	CDF	GCR	CDF	GCR	CDF	GCR	CDF	GCR	CDF	GCR	CDF	GCR	

Notes	■														■				■				
Facilities	■														■				■				
Weston-super-Mare	d	.	.	.	.	1947	2010	.	.	.	.	.	.	2047	.	.	2110	.	.	2201	.	.	.
Bath Spa	Ⓣ d	1938	.	.	.	.	.	.	.	2039	.	.	.	.	.	.	2138	.	.	.	.	.	2238
Bristol Temple Meads	Ⓣ d	1957	2004	2009	.	2012	2021	2046	.	2050	2057	2100	2100	2120	2126	2143	2147	2152	2157	2224	2234	2246	2258
Lawrence Hill	d	.	2007	.	2015	.	2049	.	2053	.	.	.	2123	.	2150	.	.	2227	.	.	.	.	.
Stapleton Road	d	.	2010	.	2010	2018	.	2052	.	2056	.	.	2126	.	.	.	2153	.	.	2230	.	.	.
Filton Abbey Wood	a	2005	2016	2017	.	2028	.	.	2101	2105	2107	2107	.	2133	2150	.	2159	2204	.	2241	2253	2305	
Patchway	a	.	.	.	.	2033	.	.	.	.	.	.	2137	.	.	.	2209	.	.	.	.	2310	
Bristol Parkway	Ⓣ a	.	.	2019	.	.	.	.	2106	.	2111	2111	.	2156	.	2203	.	.	.	2259	.	.	
Yate	a	.	.	2028	.	.	.	.	.	.	2120	2120	.	2205	.	.	.	.	.	.	.	2310	
Montpelier	d	.	.	.	2021	.	2055	.	.	.	.	.	2129	.	2156	.	.	2233	.	.	.	.	
Redland	d	.	.	.	2023	.	2057	.	.	.	.	.	2131	.	2158	.	.	2235	.	.	.	.	
Clifton Down	d	.	.	.	2027	.	2100a	.	.	.	.	.	2134	.	2201	.	.	2238	.	.	.	.	
Sea Mills	d	.	.	.	2031	.	.	.	.	.	.	.	2138	.	2205	.	.	2242	.	.	.	.	
Shirehampton	d	.	.	.	2034	.	.	.	.	.	.	.	2142	.	2209	.	.	2246	.	.	.	.	
Portway Park & Ride	d	.	.	.	2036	.	.	.	.	.	.	.	2144	.	2211	.	.	2248	.	.	.	.	
Avonmouth	a	.	.	.	2039	.	.	.	.	.	.	.	2146	.	2213	.	.	2250	.	.	.	.	
Avonmouth	d	.	.	.	.	.	2113	.	.	.	.	.	2147	.	2221	.	.	2251	.	.	.	.	
St Andrews Road	d	.	.	.	.	.	2116	.	.	.	.	.	2150	.	2225	.	.	2255	.	.	.	.	
Severn Beach	a	.	.	.	.	.	2123	.	.	.	.	.	2157	.	2232	.	.	2302	.	.	.	.	
Train continues to		CDF	GCR	CDF	CDF	WOS	WOS	CDF	GCR	CDF	GCR	CDF	GCR	CDF	GCR	CDF	GCR	CDF	GCR	CDF	GCR	CDF	GCR

**Looking for fast trains between Bristol Temple Meads and Bristol Parkway?**  
 The full service is shown in our B6 timetable. Find out more at [GWR.com/timetables](http://GWR.com/timetables)

**Changes to our timetables**  
 The times shown in this timetable are a guide to our services. Train times may change late at night or at weekends to allow maintenance work to be done. You should always confirm your train times online, less than 24 hours prior to travelling: [GWR.com/Check](http://GWR.com/Check)

**Portway Park & Ride**  
 Portway Park & Ride is expected to open during the currency of this timetable. For more details, please refer to local publicity.

BRISTOL TO AVONMOUTH, SEVERN BEACH, PATCHWAY AND BRISTOL PARKWAY (STOPPING TRAINS)

SATURDAYS

Notes	C D																C D C D											
Facilities	■								■								■											
Weston-super-Mare	d	.	.	.	.	.	.	.	.	.	.	.	.	.	.	.	.	.	.	.	.	.	.	.	.	.	.	.
Bath Spa	Ⓣ d	.	.	.	.	.	.	.	.	.	.	.	.	.	.	.	.	.	.	.	.	.	.	.	.	.	.	.
Bristol Temple Meads	Ⓣ d	0512	0546	0612	0628	0638	0638	0645	0653	0704	0710	0710	0723	0726	0738	0745	0757	0803	0803	0809	0809	0809	0813	0825	0838			
Lawrence Hill	d	0515	0549	0615	.	.	.	0648	0656	.	.	.	0713	.	0729	0748	.	0806	0806	.	.	.	0816	.	.			
Stapleton Road	d	0518	0552	0618	.	.	.	0651	0659	.	.	.	0716	.	0732	0751	.	0809	0809	.	.	.	0818	.	.			
Filton Abbey Wood	a	.	.	.	0635	0645	0645	.	0704	0711	0717	.	0730	0737	0745	.	0804	0814	0814	0816	0816	.	0831	0845				
Patchway	a	.	.	.	0639	.	.	.	.	.	.	.	0734	.	.	.	.	.	.	.	.	.	0835	.	.			
Pilning	a	.	.	.	.	.	.	.	.	.	.	.	0814c	.	.	.	.	.	.	.	.	.	.	.	.			
Bristol Parkway	Ⓣ a	.	.	.	0649	0649	.	.	0716	0722	.	.	.	.	0750	.	.	.	.	0822	0822	.	.	.	0849			
Yate	a	.	.	.	0700	0700	.	.	.	0733	.	.	.	.	0800	.	.	.	.	0833	0833	.	.	.	0859			
Montpelier	d	0521	0555	0621	.	.	.	0654	.	.	.	.	0719	.	.	0755	.	.	.	.	.	.	0822	.	.			
Redland	d	0523	0557	0623	.	.	.	0656	.	.	.	.	0721	.	.	0757	.	.	.	.	.	.	0824	.	.			
Clifton Down	d	0527	0600	0627	.	.	.	0700	.	.	.	.	0727	.	.	0800	.	.	.	.	.	.	0827	.	.			
Sea Mills	d	0531	0604	0631	.	.	.	0704	.	.	.	.	0731	.	.	0804	.	.	.	.	.	.	0831	.	.			
Shirehampton	d	0534	0608	0634	.	.	.	0707	.	.	.	.	0734	.	.	0808	.	.	.	.	.	.	0834	.	.			
Portway Park & Ride	d	0536	0610	0636	.	.	.	0709	.	.	.	.	0736	.	.	0810	.	.	.	.	.	.	0836	.	.			
Avonmouth	a	0539	0612	0639	.	.	.	0712	.	.	.	.	0739	.	.	0812	.	.	.	.	.	.	0839	.	.			
Avonmouth	d	0540	0613	0642	.	.	.	0713	.	.	.	.	0742	.	.	0813	.	.	.	.	.	.	.	.	.			
St Andrews Road	d	0543	0616	0646	.	.	.	0716	.	.	.	.	0746	.	.	0816	.	.	.	.	.	.	.	.	.			
Severn Beach	a	0550	0623	0653	.	.	.	0723	.	.	.	.	0753	.	.	0823	.	.	.	.	.	.	.	.	.			
Train continues to				CDF	WOS	WOS		CDF	SWA	GCR		CDF	WOF	CDF		GCR	GCR		CDF	WOF								

Notes	C D																C D C D								
Facilities	■								■								■								
Weston-super-Mare	d	0810	.	.	.	.	0848	0848	.	0910	.	.	.	.	0947	0947	.	.	1010	.	.	.	.	.	1047
Bath Spa	Ⓣ d	.	0833	.	.	.	0851	.	.	.	0941	.	.	0930dl	.	.	.	.	1038	.	.	1028dl	.	.	.
Bristol Temple Meads	Ⓣ d	0846	0857	0904	0912	0912	0928	0928	0938	0946	0957	1003	1008	1012	1030	1030	1038	1038	1046	1057	1104	1108	1112	1132	
Lawrence Hill	d	0849	.	0907	0915	.	.	.	.	0949	.	.	1007	.	1015	.	.	.	1049	.	.	1107	.	1115	
Stapleton Road	d	0852	.	0910	0918	.	.	.	.	0952	.	.	1010	.	1018	.	.	.	1052	.	.	1110	.	1118	
Filton Abbey Wood	a	.	0904	0915	.	0919	0935	0935	0945	.	1004	1015	1015	.	1040	1040	1045	1045	.	1104	1115	1115	.	1140	
Patchway	a	.	.	.	.	0939	0939	.	.	.	.	.	.	.	1044	1044	.	.	.	.	.	.	.	1144	
Pilning	a	.	.	.	.	.	.	.	.	.	.	.	.	.	.	.	.	.	.	.	.	.	.	.	.
Bristol Parkway	Ⓣ a	.	.	.	.	0923	.	.	0949	.	.	.	.	1018	.	.	.	1049	1049	.	.	.	1119	.	.
Yate	a	.	.	.	.	0932	.	.	0959	.	.	.	.	1028	.	.	.	1058	1058	.	.	.	1128	.	.
Montpelier	d	0855	.	.	0921	.	.	.	0955	.	.	.	1021	.	.	1055	.	.	.	.	.	.	1121	.	.
Redland	d	0857	.	.	0923	.	.	.	0957	.	.	.	1023	.	.	1057	.	.	.	.	.	.	1123	.	.
Clifton Down	d	0900	.	.	0927	.	.	.	1000	.	.	.	1027	.	.	1100	.	.	.	.	.	.	1127	.	.
Sea Mills	d	0904	.	.	0931	.	.	.	1004	.	.	.	1031	.	.	1104	.	.	.	.	.	.	1131	.	.
Shirehampton	d	0908	.	.	0934	.	.	.	1008	.	.	.	1034	.	.	1108	.	.	.	.	.	.	1134	.	.
Portway Park & Ride	d	0910	.	.	0936	.	.	.	1010	.	.	.	1036	.	.	1110	.	.	.	.	.	.	1136	.	.
Avonmouth	a	0912	.	.	0939	.	.	.	1012	.	.	.	1039	.	.	1112	.	.	.	.	.	.	1139	.	.
Avonmouth	d	0913	.	.	.	.	.	.	1013	.	.	.	.	.	.	1113	.	.	.	.	.	.	.	.	.
St Andrews Road	d	0916	.	.	.	.	.	.	1016	.	.	.	.	.	.	1116	.	.	.	.	.	.	.	.	.
Severn Beach	a	0923	.	.	.	.	.	.	1023	.	.	.	.	.	.	1123	.	.	.	.	.	.	.	.	.
Train continues to			CDF		GCR	CDF	CDF	WOF		CDF		GCR	CDF	CDF	WOF	WOF		CDF	GCR		CDF	GCR		CDF	

Notes	D																C D								
Facilities	■								■								■								
Weston-super-Mare	d	1047	.	.	1110	.	.	.	1147	1147	.	1210	.	.	1249	1310	.	.	1310	.	.	.	.	1348	
Bath Spa	Ⓣ d	.	.	.	1142	.	1134dl	.	.	.	1213	.	1239	.	1228dl	.	.	.	1340	.	.	1331dl	.	.	
Bristol Temple Meads	Ⓣ d	1132	1138	1146	1200	1203	1208	1212	1232	1232	1238	1246	1257	1304	1308	1312	1323	1338	1346	1359	1404	1408	1412	1432	
Lawrence Hill	d	.	.	1149	.	1207	.	1215	.	.	1249	.	1307	.	1315	.	.	.	1349	.	.	1407	.	1415	
Stapleton Road	d	.	.	1152	.	1210	.	1218	.	.	1252	.	1310	.	1318	.	.	.	1352	.	.	1410	.	1418	
Filton Abbey Wood	a	1140	1145	.	1207	1215	1215	.	1240	1240	1245	.	1304	1315	1315	.	1330	1345	.	1406	1415	1415	.	1439	
Patchway	a	1144	.	.	.	.	.	.	1244	1244	.	.	.	.	.	.	1334	.	.	.	.	.	.	1444	
Pilning	a	.	.	.	.	.	.	.	.	.	.	.	.	.	.	.	.	.	.	.	.	.	.	1532c	
Bristol Parkway	Ⓣ a	.	1149	.	.	.	1219	.	.	.	1249	.	.	1318	.	.	.	1349	.	.	.	1418	.	.	
Yate	a	.	1158	.	.	.	1228	.	.	.	1259	.	.	1329	.	.	.	1358	.	.	.	1428	.	.	
Montpelier	d	.	.	1155	.	.	.	1221	.	.	1255	.	.	1321	.	.	1355	.	.	.	.	.	1421	.	.
Redland	d	.	.	1157	.	.	.	1223	.	.	1257	.	.	1323	.	.	1357	.	.	.	.	.	1423	.	.
Clifton Down	d	.	.	1200	.	.	.	1227	.	.	1300	.	.	1327	.	.	1400	.	.	.	.	.	1427	.	.
Sea Mills	d	.	.	1204	.	.	.	1231	.	.	1304	.	.	1331	.	.	1404	.	.	.	.	.	1431	.	.
Shirehampton	d	.	.	1208	.	.	.	1234	.	.	1308	.	.	1334	.	.	1408	.	.	.	.	.	1434	.	.
Portway Park & Ride	d	.	.	1210	.	.	.	1236	.	.	1310	.	.	1336	.	.	1410	.	.	.	.	.	1436	.	.
Avonmouth	a	.	.	1212	.	.	.	1239	.	.	1312	.	.	1339	.	.	1412	.	.	.	.	.	1439	.	.
Avonmouth	d	.	.	1213	.	.	.	.	.	.	1313	.	.	.	.	.	1413	.	.	.	.	.	.	.	.
St Andrews Road	d	.	.	1216	.	.	.	.	.	.	1316	.	.	.	.	.	1416	.	.	.	.	.	.	.	.
Severn Beach	a	.	.	1223	.	.	.	.	.	.	1323	.	.	.	.	.	1423	.	.	.	.	.	.	.	.
Train continues to		CDF	WOF		CDF	GCR	CDF	CDF	WOF		CDF		GCR	CDF	WOF	WOF		CDF	GCR		CDF	GCR		CDF	

Notes	C D																C D								
Facilities	■								■								■								
Weston-super-Mare	d	.	.	1410	.	.	.	.	1449	1510	.	.	.	.	1550	1550	.	1610	.	.	.	.	.	.	
Bath Spa	Ⓣ d	.	.	1438	.	.	1428dl	.	.	.	1540	.	1531dl	.	.	.	.	1639	.	.	1630dl	.	.	.	
Bristol Temple Meads	Ⓣ d	1438	1438	1446	1457	1503	1506	.	1512	1532	1538	1546	1557	1604	1608	1612	1622	1622	1638	1645	1657	1704	1708	1712	
Lawrence Hill	d	.	.	1449	.	1506	.	1515	.	.	1549	.	1607	.	1615	.	.	1648	.	.	1707	.	1715	.	
Stapleton Road	d	.	.	1452	.	1509	.	1509	1518	.	1552	.	1610	.	1618	.	.	1651	.	.	1710	.	1718	.	
Filton Abbey Wood	a	1445	1445	.	1504	1513	1515	.	1540	1545	.	1604	1615	1615	.	1629	1629	1645	.	1704	1715	1715	.	.	
Patchway	a	.	.	.	.	.	.	.	1545	.	.	.	.	.	.	.	1633	1633	.	.	.	.	.	.	
Pilning	a	.	.	.	.	.	.	.	.	.	.	.	.	.	.	.	.	.	.	.	.	.	.	.	
Bristol Parkway	Ⓣ a	1449	1449	.	.	.	1519	.	.	.	1550	.	.	1618	.	.	.	1651	.	.	1718	.	.	.	
Yate	a	1458	1458	.	.	.	1530	.	.	.	1600	.	.	1628	.	.	.	1701	.	.	1728	.	.	.	
Montpelier	d	.	.	1455	.	.	.	1521	.	.	1555	.	.	1621	.	.	1654	.	.	.	.	.	1721	.	.
Redland	d	.	.	1457	.	.	.	1523	.	.	1557	.	.	1623	.	.	1656	.	.</						



BRISTOL TO AVONMOUTH, SEVERN BEACH, PATCHWAY AND BRISTOL PARKWAY (STOPPING TRAINS)

SUNDAYS

Notes																									
Facilities																									
Weston-super-Mare	d	.	.	.	0857	.	.	.	1010	1041	.	1110	.	1146	1147	.	1210	.	1249	.	1310	.	1345		
Bath Spa	d	.	.	.	.	.	.	1002	.	.	.	.	1128	.	.	.	.	1228	.	.	.	.	1328		
Bristol Temple Meads	d	0854	0905	0938	0940	0943	1010	1037	1040	1046	1111	1138	1146	1156	1214	1217	1238	1246	1256	1318	1338	1346	1356	1416	
Lawrence Hill	d	0857	.	.	.	0946	.	.	.	1049	.	.	1149	.	.	.	.	1249	.	.	.	.	1349	.	
Stapleton Road	d	0900	.	.	.	0949	.	.	.	1052	.	.	1152	.	.	.	.	1252	.	.	.	.	1352	.	
Filton Abbey Wood	a	.	0912	0945	0947	.	1017	1044	1047	.	.	1117	1145	.	1203	1221	1224	1245	.	1303	1324	1345	.	1403	1422
Patchway	a	.	0916	.	.	.	1021	.	.	.	.	1121	.	.	.	.	.	.	.	.	1328	.	.	.	1426
Bristol Parkway	a	.	.	0949	.	.	.	1048	.	.	.	1149	.	.	.	.	.	1249	.	.	.	.	1349	.	
Yate	a	.	.	0958	.	.	.	1058	.	.	.	1158	.	.	.	.	.	1258	.	.	.	.	1357	.	
Montpelier	d	0903	.	.	.	0952	.	.	.	1055	.	.	1155	.	.	.	.	1255	.	.	.	.	1355	.	
Redland	d	0905	.	.	.	0954	.	.	.	1057	.	.	1157	.	.	.	.	1257	.	.	.	.	1357	.	
Clifton Down	d	0908	.	.	.	1000	.	.	.	1100	.	.	1200	.	.	.	.	1300	.	.	.	.	1400	.	
Sea Mills	d	0912	.	.	.	1004	.	.	.	1104	.	.	1204	.	.	.	.	1304	.	.	.	.	1404	.	
Shirehampton	d	0916	.	.	.	1008	.	.	.	1108	.	.	1208	.	.	.	.	1308	.	.	.	.	1408	.	
Portway Park & Ride	d	0918	.	.	.	1010	.	.	.	1110	.	.	1210	.	.	.	.	1310	.	.	.	.	1410	.	
Avonmouth	a	0920	.	.	.	1012	.	.	.	1112	.	.	1212	.	.	.	.	1312	.	.	.	.	1412	.	
Avonmouth	d	0921	.	.	.	1013	.	.	.	1113	.	.	1213	.	.	.	.	1313	.	.	.	.	1413	.	
St Andrews Road	d	0924	.	.	.	1016	.	.	.	1116	.	.	1216	.	.	.	.	1316	.	.	.	.	1416	.	
Severn Beach	a	0931	.	.	.	1023	.	.	.	1123	.	.	1223	.	.	.	.	1323	.	.	.	.	1423	.	
Train continues to		CDF	WOS	CDF		CDF	GCR	CDF		CDF	WOF		CDF	CDF	CDF	GCR		CDF	CDF	WOF		CDF	CDF		

Notes																								
Facilities																								
Weston-super-Mare	d	.	1410	.	1444	1444	.	1510	.	1544	.	1610	.	1645	.	1708	.	1748	.	1810	.	.	.	
Bath Spa	d	.	.	1428	.	.	.	1528	.	.	.	1633	.	.	.	1728	.	.	.	1826	.	.	1928	
Bristol Temple Meads	d	1438	1446	1456	1513	1513	1538	1546	1556	1614	1638	1646	1656	1716	1716	1738	1746	1756	1818	1838	1844	1846	1938	1945
Lawrence Hill	d	.	1449	.	.	.	1549	.	.	.	1649	.	.	1719	.	1749	.	.	.	.	.	.	1849	.
Stapleton Road	d	.	1452	.	.	.	1552	.	.	.	1652	.	.	1722	.	1752	.	.	.	.	.	.	1852	.
Filton Abbey Wood	a	1445	.	1503	1520	1520	1545	.	1603	1621	1645	.	1703	1723	.	1745	.	1803	1824	1845	1851	.	1945	1951
Patchway	a	.	.	.	.	.	.	.	1625	.	.	.	1727	.	.	.	.	1828	.	.	.	1855	.	.
Bristol Parkway	a	1449	.	.	.	.	1549	.	.	.	1649	.	.	.	.	1749	.	.	.	1849	.	.	.	1948
Yate	a	1458	.	.	.	.	1558	.	.	.	1658	.	.	.	.	1758	.	.	.	1858	.	.	.	1956
Montpelier	d	.	1455	.	.	.	1555	.	.	.	1655	.	.	1725	.	1755	.	.	.	.	.	.	1855	.
Redland	d	.	1457	.	.	.	1557	.	.	.	1657	.	.	1727	.	1757	.	.	.	.	.	.	1857	.
Clifton Down	d	.	1500	.	.	.	1600	.	.	.	1700	.	.	1730	.	1800	.	.	.	.	.	.	1900	.
Sea Mills	d	.	1504	.	.	.	1604	.	.	.	1704	.	.	1734	.	1804	.	.	.	.	.	.	1904	.
Shirehampton	d	.	1508	.	.	.	1608	.	.	.	1708	.	.	1738	.	1808	.	.	.	.	.	.	1908	.
Portway Park & Ride	d	.	1510	.	.	.	1610	.	.	.	1710	.	.	1740	.	1810	.	.	.	.	.	.	1910	.
Avonmouth	a	.	1512	.	.	.	1612	.	.	.	1712	.	.	1742	.	1812	.	.	.	.	.	.	1912	.
Avonmouth	d	.	1513	.	.	.	1613	.	.	.	1713	.	.	1747	.	1813	.	.	.	.	.	.	1919	.
St Andrews Road	d	.	1516	.	.	.	1616	.	.	.	1716	.	.	1750	.	1816	.	.	.	.	.	.	1922	.
Severn Beach	a	.	1523	.	.	.	1623	.	.	.	1723	.	.	1757	.	1823	.	.	.	.	.	.	1929	.
Train continues to		GCR	CDF	CDF	CDF	WOF		CDF	CDF	GCR		CDF	CDF	WOF		CDF	CDF	GCR	CDF		CDF	CDF	WOS	CDF

Weston-super-Mare	d	.	.	.	.	.	.	.	.	.	.	.	.	.	.	.	.	.	.	.	.	.	.	.
Bath Spa	d	.	.	2027	.	.	.	2128	.	.	.	.	.	.	.	.	.	.	.	.	.	.	.	2229
Bristol Temple Meads	d	1946	2038	2045	2100	2138	2145	2242	2248	.	.	.	.	.	.	.	.	.	.	.	.	.	.	.
Lawrence Hill	d	1949	.	.	.	2103	.	.	.	.	.	.	.	.	.	.	.	.	.	.	.	.	.	.
Stapleton Road	d	1952	.	.	.	2106	.	.	.	.	.	.	.	.	.	.	.	.	.	.	.	.	.	.
Filton Abbey Wood	a	.	2045	2051	.	2145	2151	2249	2255	.	.	.	.	.	.	.	.	.	.	.	.	.	.	.
Patchway	a	.	.	.	.	.	2157	.	.	.	.	.	.	.	.	.	.	.	.	.	.	.	.	.
Bristol Parkway	a	.	2049	.	.	2149	.	2253	.	.	.	.	.	.	.	.	.	.	.	.	.	.	.	.
Yate	a	.	2058	.	.	2158	.	2302	.	.	.	.	.	.	.	.	.	.	.	.	.	.	.	.
Montpelier	d	1955	.	.	.	2109	.	.	.	.	.	.	.	.	.	.	.	.	.	.	.	.	.	.
Redland	d	1957	.	.	.	2111	.	.	.	.	.	.	.	.	.	.	.	.	.	.	.	.	.	.
Clifton Down	d	2000	.	.	.	2114	.	.	.	.	.	.	.	.	.	.	.	.	.	.	.	.	.	.
Sea Mills	d	2004	.	.	.	2118	.	.	.	.	.	.	.	.	.	.	.	.	.	.	.	.	.	.
Shirehampton	d	2008	.	.	.	2122	.	.	.	.	.	.	.	.	.	.	.	.	.	.	.	.	.	.
Portway Park & Ride	d	2010	.	.	.	.	.	.	.	.	.	.	.	.	.	.	.	.	.	.	.	.	.	.
Avonmouth	a	2012	.	.	.	2125	.	.	.	.	.	.	.	.	.	.	.	.	.	.	.	.	.	.
Avonmouth	d	.	.	.	.	.	.	.	.	.	.	.	.	.	.	.	.	.	.	.	.	.	.	.
St Andrews Road	d	.	.	.	.	.	.	.	.	.	.	.	.	.	.	.	.	.	.	.	.	.	.	.
Severn Beach	a	.	.	.	.	.	.	.	.	.	.	.	.	.	.	.	.	.	.	.	.	.	.	.
Train continues to		GCR	CDF		GCR	CDF	GCR	CDF		GCR	CDF		GCR	CDF		GCR	CDF		GCR	CDF		GCR	CDF	

**Looking for fast trains between Bristol Temple Meads and Bristol Parkway?**  
 The full service is shown in our B6 timetable. Find out more at [GWR.com/timetables](http://GWR.com/timetables)

**Changes to our timetables**  
 The times shown in this timetable are a guide to our services. Train times may change late at night or at weekends to allow maintenance work to be done. You should always confirm your train times online, less than 24 hours prior to travelling: [GWR.com/Check](http://GWR.com/Check)

**Portway Park & Ride**  
 Portway Park & Ride is expected to open during the currency of this timetable. For more details, please refer to local publicity.



BRISTOL PARKWAY, PATCHWAY, SEVERN BEACH AND AVONMOUTH TO BRISTOL (STOPPING TRAINS)

MONDAYS TO FRIDAYS

Notes	MX												A	B												
Facilities			■	■											■											
Severn Beach	d	-	-	0553	-	0631	-	0701	-	0733	-	0801	-	-	-	-	-	-	-	-	-	-				
St Andrews Road	d	-	-	0559	-	0637	-	0707	-	0739	-	0807	-	-	-	-	-	-	-	-	-	-				
Avonmouth	a	-	-	0603	-	0641	-	0711	-	0743	-	0811	-	-	-	-	-	-	-	-	-	-				
Avonmouth	d	-	-	0603	-	0644	-	0712	-	0746	-	0812	-	-	-	-	-	-	-	-	0846	-				
Portway Park & Ride	d	-	-	0606	-	0646	-	0714	-	0748	-	0814	-	-	-	-	-	-	-	-	0848	-				
Shirehampton	d	-	-	0608	-	0648	-	0716	-	0750	-	0816	-	-	-	-	-	-	-	-	0850	-				
Sea Mills	d	-	-	0612	-	0652	-	0720	-	0754	-	0820	-	-	-	-	-	-	-	-	0854	-				
Clifton Down	d	-	-	0617	-	0658	-	0726	-	0800	-	0826	-	-	-	-	-	-	-	-	0900	-				
Redland	d	-	-	0620	-	0701	-	0728	-	0802	-	0828	-	-	-	-	-	-	-	-	0902	-				
Montpelier	d	-	-	0622	-	0703	-	0730	-	0804	-	0830	-	-	-	-	-	-	-	-	0904	-				
Yate	d	-	-	0631	-	0653	-	0725	-	0759	0759	0814	-	-	-	-	-	-	-	0834	-	0907				
Bristol Parkway	⑦ d	-	-	0613	-	0641	-	0702	-	0734	-	0810	0810	0823	-	-	-	-	-	0846	-	0916				
Patchway	d	-	-	0022	-	-	-	0706	-	0732	-	-	-	-	-	-	-	-	-	0840	-	-				
Filton Abbey Wood	d	-	-	0026	0617	-	0645	-	0706	0710	-	0737	0738	0745	-	0809	0814	0814	0827	-	0844	0845	0850	-	0911	0920
Stapleton Road	d	-	-	0031	0622	0627	-	0707	-	0736	-	0750	0810	-	-	-	-	-	-	0835	-	0850	-	0909	-	
Lawrence Hill	d	-	-	0034	0626	0630	-	0711	-	0740	-	0753	0813	-	-	-	-	-	-	0839	-	0853	-	0914	-	
Bristol Temple Meads	⑩ a	-	-	0040	0631	0634	0653	0715	0719ae	0718	0745	0749ae	0748	0757	0817	0817	0827	0827	0835	0844	0852	0857	0859	0920	0920	0928
Bath Spa	⑦ a	-	-	0657	-	-	-	0734	-	-	-	-	0837	-	-	-	-	-	-	-	-	-	0920	-	0935	-
Weston-super-Mare	a	-	-	-	-	0754	-	-	-	-	-	0826	-	0900	-	-	-	-	-	-	-	0924	-	1000	-	
Train continues to				WSB				PMH				PNZ		PMH							PNZ		FRO		PMH	

Notes	A	B											A	B												
Facilities			■	■											■	■										
Severn Beach	d	-	-	-	-	-	-	-	-	-	-	-	-	-	-	-	-	-	-	-	-	-	-	-	-	
St Andrews Road	d	-	-	-	-	-	-	-	-	-	-	-	-	-	-	-	-	-	-	-	-	-	-	-	-	
Avonmouth	a	-	-	-	-	-	-	-	-	-	-	-	-	-	-	-	-	-	-	-	-	-	-	-	-	
Avonmouth	d	-	-	-	-	0946	-	1012	-	1046	-	1112	-	-	-	-	-	-	-	-	-	-	-	1146	-	
Portway Park & Ride	d	-	-	-	-	0948	-	1014	-	1048	-	1114	-	-	-	-	-	-	-	-	-	-	-	1148	-	
Shirehampton	d	-	-	-	-	0950	-	1016	-	1050	-	1116	-	-	-	-	-	-	-	-	-	-	-	1150	-	
Sea Mills	d	-	-	-	-	0954	-	1020	-	1054	-	1120	-	-	-	-	-	-	-	-	-	-	-	1154	-	
Clifton Down	d	-	-	-	-	1000	-	1026	-	1100	-	1126	-	-	-	-	-	-	-	-	-	-	-	1200	-	
Redland	d	-	-	-	-	1002	-	1028	-	1102	-	1128	-	-	-	-	-	-	-	-	-	-	-	1202	-	
Montpelier	d	-	-	-	-	1004	-	1030	-	1104	-	1130	-	-	-	-	-	-	-	-	-	-	-	1204	-	
Yate	d	-	-	0933	-	1006	-	1032	-	1105	-	1134	-	-	-	-	-	-	-	-	-	-	-	1207	1207	
Bristol Parkway	⑦ d	-	-	0945	-	1016	-	1045	-	1114	-	1146	-	-	-	-	-	-	-	-	-	-	-	1216	1216	
Patchway	d	-	-	0938	0938	-	-	1039	-	-	-	1139	-	-	-	-	-	-	-	-	-	-	-	-	-	
Filton Abbey Wood	d	-	-	0945	0945	0949	0951	1009	1019	1043	1049	1053	1109	1118	-	1139	1143	1149	1153	1207	-	-	-	1220	1220	
Stapleton Road	d	-	-	0935	-	-	0956	1008	-	1035	-	1058	1108	-	1135	-	-	-	-	1158	-	-	-	1208	-	
Lawrence Hill	d	-	-	0939	-	-	0959	1012	-	1039	-	1101	1112	-	1139	-	-	-	-	1201	-	-	-	1212	-	
Bristol Temple Meads	⑩ a	-	-	0943	0952	0952	0957	1003	1017	1017	1027	1043	1050	1057	1105	1116	1117	1126	1143	1150	1157	1205	1215	1218	1228	1228
Bath Spa	⑦ a	-	-	-	-	1019	-	1033	-	1120	-	1136	-	-	-	-	-	-	-	-	-	-	1220	-	1234	-
Weston-super-Mare	a	-	-	1024	1024	-	1100	-	-	1122	-	1200	-	-	-	-	-	-	-	-	-	-	1222	-	1301	-
Train continues to				PNZ	PNZ	WEY		PMH		TAU	WSB		PMH						PNZ	WEY			PMH			

Notes	A	B											A	B	A	B										
Facilities			■	■											■	■										
Severn Beach	d	-	-	-	-	-	-	-	-	-	-	-	-	-	-	-	-	-	-	-	-	-	-	-	-	-
St Andrews Road	d	-	-	-	-	-	-	-	-	-	-	-	-	-	-	-	-	-	-	-	-	-	-	-	-	-
Avonmouth	a	-	-	-	-	-	-	-	-	-	-	-	-	-	-	-	-	-	-	-	-	-	-	-	-	-
Avonmouth	d	-	-	-	-	1246	-	1312	-	1346	-	1412	-	-	-	-	-	-	-	-	-	-	-	-	1446	-
Portway Park & Ride	d	-	-	-	-	1248	-	1314	-	1348	-	1414	-	-	-	-	-	-	-	-	-	-	-	-	1448	-
Shirehampton	d	-	-	-	-	1250	-	1316	-	1350	-	1416	-	-	-	-	-	-	-	-	-	-	-	-	1450	-
Sea Mills	d	-	-	-	-	1254	-	1320	-	1354	-	1420	-	-	-	-	-	-	-	-	-	-	-	-	1454	-
Clifton Down	d	-	-	-	-	1300	-	1326	-	1400	-	1426	-	-	-	-	-	-	-	-	-	-	-	-	1505e	-
Redland	d	-	-	-	-	1302	-	1328	-	1402	-	1428	-	-	-	-	-	-	-	-	-	-	-	-	1507	-
Montpelier	d	-	-	-	-	1304	-	1330	-	1404	-	1430	-	-	-	-	-	-	-	-	-	-	-	-	1509	-
Yate	d	-	-	1234	-	1308	-	1334	-	1404	-	1434	-	-	-	-	-	-	-	-	-	-	-	-	-	-
Bristol Parkway	⑦ d	-	-	1246	-	1317	-	1346	-	1415	-	1447	-	-	-	-	-	-	-	-	-	-	-	-	-	-
Patchway	d	-	-	1239	1239	-	-	1338	1338	-	-	-	-	-	-	-	-	-	-	-	-	-	-	1440	1440	-
Filton Abbey Wood	d	-	-	1243	1243	1250	1255	1308	1320	1343	1343	1349	1353	1409	1419	-	1440	1444	1444	1450	1453	1507	-	-	-	
Stapleton Road	d	-	-	1235	-	-	1300	1308	1335	-	1358	1408	-	1435	-	-	-	-	-	-	-	-	-	1458	-	1514
Lawrence Hill	d	-	-	1239	-	-	1303	1312	1339	-	1401	1412	-	1439	-	-	-	-	-	-	-	-	-	1501	-	1518
Bristol Temple Meads	⑩ a	-	-	1243	1250	1250	1258	1307	1316	1317	1328	1343	1352	1352	1358	1405	1416	1417	1427	1443	1450	1450	1458	1509	1516	1523
Bath Spa	⑦ a	-	-	-	-	1320	-	1334	-	1420	-	1434	-	-	-	-	-	-	-	-	-	-	-	1520	-	1534
Weston-super-Mare	a	-	-	1323	1323	-	1358	-	1426	1426	-	1500	-	-	-	-	-	-	-	-	-	-	1522	1522	-	1600
Train continues to				TAU	TAU	WSB		PMH		PNZ	PNZ	WEY		PMH					PNZ	PNZ	FRO		PMH			

Notes	A	B											A	B												
Facilities			■	■											■	■										
Severn Beach	d	-	-	1501	-	-	-	-	-	-	-	-	-	-	-	-	-	-	-	-	-	-	-	-	-	
St Andrews Road	d	-	-	1507	-	-	-	-	-	-	-	-	-	-	-	-	-	-	-	-	-	-	-	-	-	
Avonmouth	a	-	-	1511	-	-	-	-	-	-	-	-	-	-	-	-	-	-	-	-	-	-	-	-	-	
Avonmouth	d	-	-	1512	-	-	1546	-	-	-	-	-	-	-	-	-	-	-	-	-	-	-	-	1746	-	
Portway Park & Ride	d	-	-	1514	-	-	1548	-	-	-	-	-	-	-	-	-	-	-	-	-	-	-	-	1748	-	
Shirehampton	d	-	-	1516	-	-	1550	-	-	-	-	-	-	-	-	-	-	-	-	-	-	-	-	1750	-	
Sea Mills	d	-	-	1520	-	-	1554	-	-	-	-	-	-	-	-	-	-	-	-	-	-	-	-	1754	-	
Clifton Down	d	-	-	1526	-	-	1600	-	-	-	-	-	-	-	-	-	-	-	-	-	-	-	-	1800	-	
Redland	d	-	-	1528	-	-	1602	-	-	-	-	-	-	-	-	-	-	-	-	-	-	-	-	1802	-	
Montpelier	d	-	-	1530	-	-	1604	-	-	-	-	-	-	-	-	-	-	-	-	-	-	-	-	1804	-	
Yate	d	-	-	1506	-	-	1534	-	-	1606	1606	-	1634	-	-	-	-	-	-	-	-	-	-	1706	-	1807
Bristol Parkway	⑦ d	-	-	1516	-	-	1548	-	-	1616	1616	-	1646	-	-</											

**BRISTOL PARKWAY, PATCHWAY, SEVERN BEACH AND AVONMOUTH TO BRISTOL (STOPPING TRAINS)**

**MONDAYS TO FRIDAYS**

Notes		A	B										A	B											
Facilities		■	■	■	■	■	■	■	■	■	■	■	■	■	■	■	■	■							
Severn Beach	d	1801	.	.	.	.	.	.	.	.	.	.	.	.	2001	.	.	.	2031						
St Andrews Road	d	1807	.	.	.	.	.	.	.	.	.	.	.	.	2007	.	.	.	2037						
Avonmouth	a	1811	.	.	.	.	.	.	.	.	.	.	.	.	2011	.	.	.	2041						
Avonmouth	d	1812	.	.	.	.	.	.	.	.	.	.	1946	.	.	.	.	2046							
Portway Park & Ride	d	1814	.	.	.	.	.	.	.	.	.	.	1948	.	.	.	.	2048							
Shirehampton	d	1816	.	.	.	.	.	.	.	.	.	.	1950	.	.	.	.	2050							
Sea Mills	d	1820	.	.	.	.	.	.	.	.	.	.	1954	.	.	.	.	2054							
Clifton Down	d	1832f	.	.	.	.	.	.	.	.	.	.	2000	.	.	.	.	2100							
Redland	d	1834	.	.	.	.	.	.	.	.	.	.	2002	.	.	.	.	2102							
Montpelier	d	1836	.	.	.	.	.	.	.	.	.	.	2004	.	.	.	.	2104							
Yate	d	.	.	.	1834	.	.	.	.	1908	.	.	1936	.	.	.	.	2107							
Bristol Parkway	Ⓢ d	.	.	.	1846	.	.	.	.	1917	.	.	1949	.	.	.	.	2117							
Patchway	d	.	1836	1836	.	.	.	.	.	1936	.	.	.	.	.	.	.	2117							
Filton Abbey Wood	d	.	1842	1842	1849	1853	.	1911	1921	1941	1953	1953	2007	2020	2020	.	2036	2048	2053	2112	2120				
Stapleton Road	d	1842	.	.	.	1858	1908	.	.	1938	.	.	1958	.	.	2008	2035	2045	.	2058	2108	.			
Lawrence Hill	d	1845	.	.	.	1902	1912	.	.	1941	.	.	2002	.	.	2012	2039	2048	.	2102	2112	.			
Bristol Temple Meads	Ⓢ a	1850	1851	1851	1857	1905	1916	1919	1929	1946	1951	2002	2005	2019	2021	2028	2028	2044	2053	2056	2105	2117	2121	2133	
Bath Spa	Ⓢ a	.	.	.	1920	.	.	.	.	1937	.	.	.	.	.	2037	.	.	.	.	.	.	.	2138	.
Weston-super-Mare	Ⓢ a	.	1931	1931	.	.	2000	.	.	.	.	2025	.	.	.	.	.	.	2131	.	.	.	.	.	
Train continues to		PNZ	PNZ	WSB			PMH			PLY			PMH					TAU					PMH		

Notes													FO	FX	A	B	SM	TFM	
Facilities		■	■	■	■	■	■	■	■	■	■	■	■	■	■	■	■	■	
Severn Beach	d	.	.	.	.	2131	.	2210	.	.	.	.	2240	.	.	2308	.	.	.
St Andrews Road	d	.	.	.	.	2137	.	2216	.	.	.	.	2246	.	.	2314	.	.	.
Avonmouth	a	.	.	.	.	2141	.	2220	.	.	.	.	2250	.	.	2318	.	.	.
Avonmouth	d	.	.	.	.	2147	.	2224	.	.	.	.	2251	.	.	2318	.	.	.
Portway Park & Ride	d	.	.	.	.	2149	.	2226	.	.	.	.	2253	.	.	2321	.	.	.
Shirehampton	d	.	.	.	.	2151	.	2228	.	.	.	.	2255	.	.	2323	.	.	.
Sea Mills	d	.	.	.	.	2155	.	2232	.	.	.	.	2259	.	.	2327	.	.	.
Clifton Down	d	.	2135	.	.	2201	.	2238	.	.	.	.	2304	.	.	2332	.	.	.
Redland	d	.	2137	.	.	2203	.	2240	.	.	.	.	2307	.	.	2334	.	.	.
Montpelier	d	.	2139	.	.	2205	.	2242	.	.	.	.	2309	.	.	2336	.	.	.
Yate	d	.	.	.	2137	.	.	.	.	2238	.	.	.	.	.	.	.	.	.
Bristol Parkway	Ⓢ d	2121	.	.	2150	.	.	.	.	2247	.	.	.	.	2346	2346	.	.	.
Patchway	d	.	.	2137	.	.	.	2243g	.	.	.	.	2308	2318	.	.	0007	0022	
Filton Abbey Wood	d	2125	.	2141	2153	.	2211	.	2249	2251	.	.	2312	2323	.	2349	2349	0011	0026
Stapleton Road	d	2132	2144	.	.	2209	.	2247	2255	.	2255	2314	.	.	2341	.	.	0016	0031
Lawrence Hill	d	2135	2148	.	.	2213	.	2251	.	2259	2317	.	.	2345	.	.	0019	0034	
Bristol Temple Meads	Ⓢ a	2139	2151	2155	2203	2217	2220	2254	.	2259	2303	2320	2335	2350	2357	2357	0025	0040	
Bath Spa	Ⓢ a	2201	.	.	.	.	2239	.	.	.	.	.	.	.	.	.	.	.	.
Weston-super-Mare	Ⓢ a	.	.	.	.	.	.	.	.	.	.	.	.	.	.	.	.	.	.
Train continues to		PMS						FRO											

**Looking for fast trains between Bristol Parkway and Bristol Temple Meads?**  
 The full service is shown in our B6 timetable. Find out more at [GWR.com/timetables](http://GWR.com/timetables)

**Changes to our timetables**  
 The times shown in this timetable are a guide to our services. Train times may change late at night or at weekends to allow maintenance work to be done. You should always confirm your train times online, less than 24 hours prior to travelling: [GWR.com/Check](http://GWR.com/Check)

**Portway Park & Ride**  
 Portway Park & Ride is expected to open during the currency of this timetable. For more details, please refer to local publicity.



**BRISTOL PARKWAY, PATCHWAY, SEVERN BEACH AND AVONMOUTH TO BRISTOL (STOPPING TRAINS)**

**SATURDAYS**

Notes		D										C					D																								
Facilities		■										■					■																								
Severn Beach	d	.	.	.	.	.	.	.	.	.	.	1901	.	.	.	.	.	.	.	.	.	2001	.	.	.	.	.	.	.	.	.	2101	.	.	.	.	.	.	.	.	.
St Andrews Road	d	.	.	.	.	.	.	.	.	.	.	1907	.	.	.	.	.	.	.	.	.	2007	.	.	.	.	.	.	.	.	.	2107	.	.	.	.	.	.	.	.	.
Avonmouth	a	.	.	.	.	.	.	.	.	.	.	1911	.	.	.	.	.	.	.	.	.	2011	.	.	.	.	.	.	.	.	.	2111	.	.	.	.	.	.	.	.	.
Avonmouth	d	.	.	.	.	1846	.	.	.	.	.	1912	.	.	.	.	.	.	.	.	.	1946	.	.	.	.	.	.	.	2046	.	2112	.	.	.	.	.	.	.	.	
Portway Park & Ride	d	.	.	.	.	1848	.	.	.	.	.	1914	.	.	.	.	.	.	.	.	.	1948	.	.	.	.	.	.	.	2048	.	2114	.	.	.	.	.	.	.	.	
Shirehampton	d	.	.	.	.	1850	.	.	.	.	.	1916	.	.	.	.	.	.	.	.	.	1950	.	.	.	.	.	.	.	2050	.	2116	.	.	.	.	.	.	.	.	
Sea Mills	d	.	.	.	.	1854	.	.	.	.	.	1920	.	.	.	.	.	.	.	.	.	1954	.	.	.	.	.	.	.	2054	.	2120	.	.	.	.	.	.	.	.	
Clifton Down	d	.	.	.	.	1900	.	.	.	.	.	1926	.	.	.	.	.	.	.	.	.	2000	.	.	.	.	.	.	.	2100	.	2126	.	.	.	.	.	.	.	.	
Redland	d	.	.	.	.	1902	.	.	.	.	.	1928	.	.	.	.	.	.	.	.	.	2002	.	.	.	.	.	.	.	2102	.	2128	.	.	.	.	.	.	.	.	
Montpelier	d	.	.	.	.	1904	.	.	.	.	.	1930	.	.	.	.	.	.	.	.	.	2004	.	.	.	.	.	.	.	2104	.	2131	.	.	.	.	.	.	.	.	
Yate	d	.	.	1834	.	.	.	.	.	.	.	1907	.	.	.	.	.	.	.	.	.	1933	.	.	.	.	.	.	.	2030	.	2106	.	.	.	.	.	.	.	.	
Bristol Parkway	Ⓢ d	.	.	1845	.	.	.	.	.	.	.	1917	.	.	.	.	.	.	.	.	.	1945	.	.	.	.	.	.	.	2042	.	2116	.	.	.	.	.	.	.	.	
Piling	d	.	.	.	.	.	.	.	.	.	.	.	.	.	.	.	.	.	.	.	.	.	.	.	.	.	.	.	.	.	.	.	.	.	.	.	.	.	.	.	
Patchway	d	.	.	1836	.	.	.	.	.	.	.	.	.	.	.	.	.	.	.	.	.	.	.	.	.	.	.	.	.	2032	.	2138	.	.	.	.	.	.	.	.	
Filton Abbey Wood	d	.	.	1842	1849	1853	.	.	.	1909	1920	.	.	1941	1941	1949	1953	2007	.	2018	.	.	2038	2045	2053	2107	.	2120	.	2142	.	.	.	.	.	.	.	.			
Stapleton Road	d	.	.	.	1858	1909	.	.	.	.	.	1935	.	.	.	.	.	.	.	1958	2009	.	.	2036	.	2058	.	2109	.	2136	.	.	.	.	.	.	.	.			
Lawrence Hill	d	.	.	.	1901	1912	.	.	.	.	.	1938	.	.	.	.	.	.	2001	2012	.	.	2039	.	2101	.	2113	.	2139	.	.	.	.	.	.	.	.				
Bristol Temple Meads	Ⓢ a	1850	1857	1905	1916	1917	1928	1942	1950	1950	1957	2005	2016	2017	2027	2045	2047	2053	2106	2116	2118	2128	2142	2150	.	.	.	.	.	.	.	.	.	.							
Bath Spa	Ⓢ a	.	.	1921	.	.	1934	.	.	.	.	.	.	.	.	.	.	.	2034	.	.	.	.	.	.	.	.	2134	.	.	.	.	.	.	.	.					
Weston-super-Mare	Ⓢ a	.	.	1925	.	.	.	.	.	2024	2024	.	.	.	.	.	.	.	.	.	.	.	.	.	.	.	.	.	.	.	.	.	.	.	2224						
Train continues to		PLY	WSB				PMH			TAU	TAU					PMH										PMH							EXD								

Notes		C										D																							
Facilities		■										■																							
Severn Beach	d	.	.	2201	.	2231	.	.	.	.	.	.	.	.	.	.	.	.	.	.	2257	.	.	.	.	.	.	.	.	.	.	.	.	.	.
St Andrews Road	d	.	.	2207	.	2237	.	.	.	.	.	.	.	.	.	.	.	.	.	.	2303	.	.	.	.	.	.	.	.	.	.	.	.	.	.
Avonmouth	a	.	.	2211	.	2241	.	.	.	.	.	.	.	.	.	.	.	.	.	.	2307	.	.	.	.	.	.	.	.	.	.	.	.	.	.
Avonmouth	d	.	.	2146	2212	.	2242	.	.	.	.	.	.	.	.	.	.	.	.	.	2307	.	.	.	.	.	.	.	.	.	.	.	.	.	.
Portway Park & Ride	d	.	.	2148	2214	.	2245	.	.	.	.	.	.	.	.	.	.	.	.	.	.	.	.	.	.	.	.	.	.	.	.	.	.	.	.
Shirehampton	d	.	.	2150	2216	.	2247	.	.	.	.	.	.	.	.	.	.	.	.	.	2311	.	.	.	.	.	.	.	.	.	.	.	.	.	.
Sea Mills	d	.	.	2154	2220	.	2251	.	.	.	.	.	.	.	.	.	.	.	.	.	2315	.	.	.	.	.	.	.	.	.	.	.	.	.	.
Clifton Down	d	.	.	2200	2230j	.	2256	.	.	.	.	.	.	.	.	.	.	.	.	.	2320	.	.	.	.	.	.	.	.	.	.	.	.	.	.
Redland	d	.	.	2202	2232	.	2258	.	.	.	.	.	.	.	.	.	.	.	.	.	2322	.	.	.	.	.	.	.	.	.	.	.	.	.	.
Montpelier	d	.	.	2204	2234	.	2300	.	.	.	.	.	.	.	.	.	.	.	.	.	2324	.	.	.	.	.	.	.	.	.	.	.	.	.	.
Yate	d	2133	.	.	.	.	.	.	2251	2251	.	.	.	.	.	.	.	.	.	.	.	.	.	.	.	.	.	.	.	.	.	.	.	.	.
Bristol Parkway	Ⓢ d	2142	.	.	.	.	.	.	2301	2301	.	.	.	.	.	.	.	.	.	.	.	.	.	.	.	.	.	.	.	.	.	.	.	.	.
Piling	d	.	.	.	.	.	.	.	.	.	.	.	.	.	.	.	.	.	.	.	.	.	.	.	.	.	.	.	.	.	.	.	.	.	.
Patchway	d	.	.	.	.	2235	.	.	.	.	.	.	.	.	.	.	.	.	.	.	.	.	.	.	.	.	.	.	.	.	.	.	.	.	.
Filton Abbey Wood	d	2146	.	.	.	2239	.	.	2305	2305	.	.	.	.	.	.	.	.	.	.	.	.	.	.	.	.	.	.	.	.	.	.	.	.	.
Stapleton Road	d	.	.	2209	2240	.	2305	.	.	.	.	.	.	.	.	.	.	.	.	.	2329	.	.	.	.	.	.	.	.	.	.	.	.	.	.
Lawrence Hill	d	.	.	2213	2244	.	2308	.	.	.	.	.	.	.	.	.	.	.	.	.	2332	.	.	.	.	.	.	.	.	.	.	.	.	.	.
Bristol Temple Meads	Ⓢ a	2155	2220	2248	2249	2313	2313	2313	2337	.	.	.	.	.	.	.	.	.	.	.	.	.	.	.	.	.	.	.	.	.	.	.	.	.	.
Bath Spa	Ⓢ a	.	.	.	.	.	.	.	.	.	.	.	.	.	.	.	.	.	.	.	.	.	.	.	.	.	.	.	.	.	.	.	.	.	.
Weston-super-Mare	Ⓢ a	.	.	.	.	.	.	.	.	.	.	.	.	.	.	.	.	.	.	.	.	.	.	.	.	.	.	.	.	.	.	.	.	.	.

**Looking for fast trains between Bristol Parkway and Bristol Temple Meads?**  
 The full service is shown in our B6 timetable. Find out more at [GWR.com/timetables](http://GWR.com/timetables)

**Changes to our timetables**  
 The times shown in this timetable are a guide to our services. Train times may change late at night or at weekends to allow maintenance work to be done. You should always confirm your train times online, less than 24 hours prior to travelling: [GWR.com/Check](http://GWR.com/Check)

**Portway Park & Ride**  
 Portway Park & Ride is expected to open during the currency of this timetable. For more details, please refer to local publicity.

