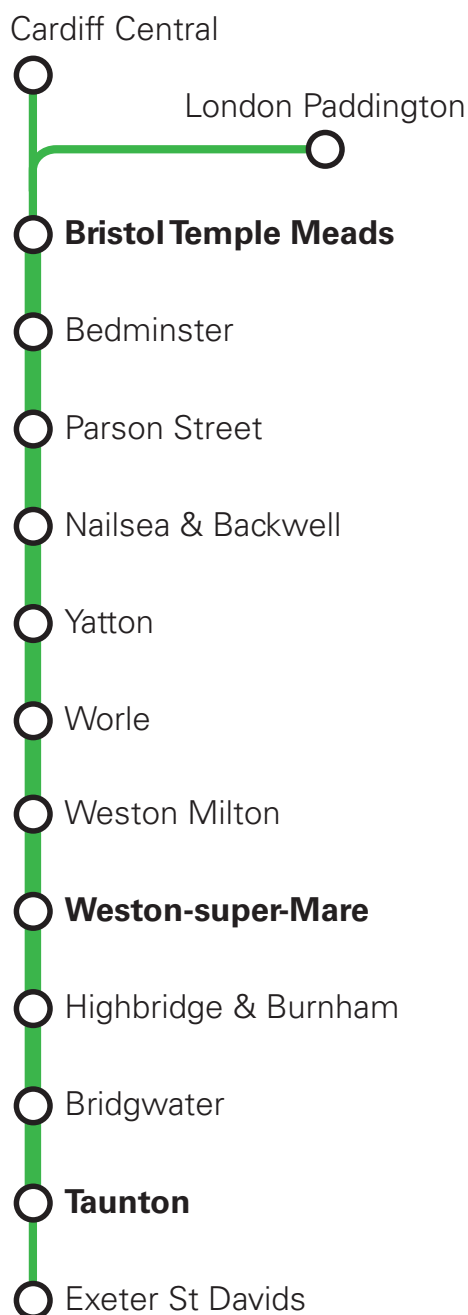




Great  
Western  
Railway



# B4

## Train Times

14 December 2025  
to 16 May 2026

Check before you travel.



**GWR.com/check**



Search for **GWR** in your app store

## This timetable shows trains from Bristol to Weston-super-Mare and Taunton.

### Changes to published times

Improvement works may affect services, especially at weekends. Services may also be different on public holidays. Always check your journey before you leave at [GWR.com/check](https://www.gwr.com/check)

### Replacement buses

Animals<sup>†</sup>, non-folding bikes, and large items of luggage can't be taken on our buses.

<sup>†</sup>Assistance dogs can be taken.



### Penalty Fares

If you don't have a valid ticket you may have to pay a Penalty Fare.

Find out more at [GWR.com/revenueprotection](https://www.gwr.com/revenueprotection)

### Transport Focus

The UK's independent watchdog for passengers and road users. Call **0300 123 2350\*** or find out more at [transportfocus.org.uk](https://transportfocus.org.uk)

### National Rail

Find out more about train times and fares.

Call **03457 48 49 50\*** (24 hours, calls may be recorded) or go to [nationalrail.co.uk](https://www.nationalrail.co.uk)

You can also find the National Rail Conditions of Travel here.

### Bags and Luggage

You can bring up to 3 pieces of luggage, with a maximum size of 30 x 70 x 90cm. Small and medium sized bags can be stored under your seats or in the overhead racks. Large items can be stored in the dedicated luggage areas. Surfboards can't be taken on our IET services. Look for GWR trains shown with a ■ symbol in our timetables.

### Bikes

Reservations on our IET services are strongly recommended. Full details about bringing your bike onboard our services can be found at [GWR.com/Bikes](https://www.gwr.com/Bikes)

When travelling to or from London Paddington, all non-folding bikes without a reservation will not be permitted on services arriving between 0730 and 0930 or departing between 1600 and 1900 on Mondays to Fridays, excluding Public Holidays.

On all other GWR services, bikes are welcome on a first-come, first-served basis.

### Short platforms

Some stations have short platforms. In some cases, you can only join or leave the train from certain carriages. Please listen for announcements.

**Free Wi-Fi and plug sockets** are available on most trains.

### Delay Repay

You are entitled to compensation if your journey has been delayed for 15 minutes or more.

Find out more at [GWR.com/DelayRepay](https://www.gwr.com/DelayRepay)

### Great Western Railway Customer Panel

Our panel is set up for you to tell us your thoughts and give us feedback on how we are doing.

Find out more at [GWR.com/Panel](https://www.gwr.com/Panel)

\* Standard network charges apply. Calls from mobiles may be higher

All information correct at time of publication. Errors and omissions excepted.

Download the most up-to-date version at [GWR.com/timetables](https://www.gwr.com/timetables)

# Large print timetables

are available for our partially sighted customers. Call **03457 000 125\*** or email **[GWR.Feedback@GWR.com](mailto:GWR.Feedback@GWR.com)**

\* Standard network charges apply. Calls from mobiles may be higher.

**Passenger Assist**

You can arrange help, check station accessibility, buy a ticket and reserve a seat by calling us on Freephone **0800 197 1329** or by text relay **18001 0800 197 1329** (open 24 hours a day except 25 and 26 December Christmas Day and Boxing Day).  
 You may book assistance by completing the online booking form available on our website.

**Station accessibility**

All of our stations are classified for their level of accessibility:

- Category A:** This station has step-free access to all platforms  
**Category B:** This station has a degree of step-free access to the platform, which may be in both directions or in one direction only. Check details on our website  
**Category C:** This station does not have step-free access to any platform  
 Full details can be found at **GWR.com/PassengerAssist**

**Operator**

- GW Great Western Railway  
 NR Network Rail  
 TW Transport for Wales

For details of accessibility at any station, check **nationalrail.co.uk**

Station	CRS	Operator	Access Category	Ticket office hours			Ticket machine	Toilets	Car Park	Bike Rack
				Weekdays	Saturdays	Sundays				
Bath Spa	BTH	GW	A	0600-2000	0600-2000	0745-2000	●	●♿	●	●
Bedminster	BMT	GW	B	Unstaffed	Unstaffed	Unstaffed	●			●
Bridgwater	BWT	GW	B	0630-1415	0630-1415	Closed	●	●♿	●	●
Bristol Parkway	BPW	GW	A	0600-2000	0700-1800	0830-1900	●	●♿	●	●
Bristol Temple Meads	BRI	NR	A	0615-2130	0615-2130	0645-2130	●	●♿	●	●
Cardiff Central	CDF	TW	A	0540-2130	0540-2130	0730-2130	●	●♿	●	●
Exeter St Davids	EXD	GW	A	0545-2040	0615-2000	0730-2040	●	●♿	●	●
Filton Abbey Wood	FIT	GW	B	1615-1915	Closed	Closed	●		●	●
Highbridge & Burnham	HIG	GW	B	Unstaffed	Unstaffed	Unstaffed	●		●	●
London Paddington	PAD	NR	A	24 hours	24 hours	24 hours	●	●♿	●	●
Nailsea & Backwell	NLS	GW	B	0630-0945	Closed	Closed	●		●	●
Newport	NWP	TW	B	0545-2000	0630-2030	0800-1945	●	●♿	●	●
Parson Street	PSN	GW	C	Unstaffed	Unstaffed	Unstaffed	●			
Patchway	PWY	GW	A	Unstaffed	Unstaffed	Unstaffed			●	●
Severn Tunnel Junction	STJ	TW	B	0630 - 1030	Closed	Closed	●	●	●	●
Taunton	TAU	GW	A	0630-1900	0630-1900	0800-1900	●	●♿	●	●
Tiverton Parkway	TVP	GW	B	0605-1800	0705-1700	0900-1700	●	●♿	●	●
Weston Milton	WNM	GW	B	Unstaffed	Unstaffed	Unstaffed	●		●	●
Weston-super-Mare	WSM	GW	B	0610-1745	0610-1745	0830-1820	●	●♿	●	●
Worle	WOR	GW	B	0600-0930	Closed	Closed	●		●	●
Yatton	YAT	GW	B	0630-1230	0700-1200	Closed	●	●♿	●	●

NOTES AND SYMBOLS

- Bold** Through service  
 Light Connecting service  
**Green** Runs on certain days only, or has differences at some stations. Please check notes for details  
**GW** Great Western Railway  
**XC** CrossCountry  
 Ⓢ Minimum time, in minutes, you need to allow between connecting services (this is only shown at stations where this differs from the standard 5 minute allowance)  
 ⚡ Interchange with London Underground  
 ⚡ PlusBus available. For more details, visit **plusbus.info**  
 ■ Intercity Express (IET) train. First Class accommodation and seat reservations are available  
 ● Voyager train. First Class accommodation and seat reservations are available. For details of on-board catering, please visit **crosscountrytrains.co.uk**  
 ⓘ Seat reservations are recommended  
 🍽 A trolley service of drinks and snacks is available for all or part of the journey  
 → Continued in a later column  
 ← Continued from an earlier column  
 a Arrival time  
 ae Passengers may arrive earlier by travelling on a later train  
 d Departure time  
 dl Passengers may depart later by changing trains en route.  
 p Previous night  
 s Stops to set down passengers only  
 c On Fridays arrives Newport at 2306 and Cardiff Central at 2321  
 f Calls at this station on Fridays only

- MO** Mondays only  
**P** Also calls at Pilning, 6 minutes earlier than time shown at Patchway  
**ABD** Aberdeen  
**BHM** Birmingham New Street  
**CFN** Clifton Down  
**DBY** Derby  
**EDB** Edinburgh  
**EXM** Exmouth  
**GCR** Gloucester  
**GLC** Glasgow Central  
**LDS** Leeds  
**MAN** Manchester Piccadilly  
**NCL** Newcastle  
**PGN** Paignton  
**PLY** Plymouth  
**PNZ** Penzance  
**YRK** York  
**Great Western Railway named trains**  
**BR** The Bristolian

BRISTOL TO WESTON-SUPER-MARE AND TAUNTON

MONDAYS TO FRIDAYS

Operator	GW	GW	GW	GW	XC	GW	GW	GW	GW	GW	XC	GW	GW	GW	XC	GW	GW	XC	GW	GW	XC	GW	XC	GW	XC	GW		
Facilities	<div><div></div><div></div></div>	<div><div></div><div></div></div>	<div><div></div><div></div></div>	<div><div></div><div></div></div>	<div><div></div><div></div></div>	<div><div></div><div></div></div>	<div><div></div><div></div></div>	<div><div></div><div></div></div>	<div><div></div><div></div></div>	<div><div></div><div></div></div>	<div><div></div><div></div></div>	<div><div></div><div></div></div>	<div><div></div><div></div></div>	<div><div></div><div></div></div>	<div><div></div><div></div></div>	<div><div></div><div></div></div>	<div><div></div><div></div></div>	<div><div></div><div></div></div>	<div><div></div><div></div></div>	<div><div></div><div></div></div>	<div><div></div><div></div></div>	<div><div></div><div></div></div>	<div><div></div><div></div></div>	<div><div></div><div></div></div>	<div><div></div><div></div></div>			
Cardiff Central	<div><div></div><div></div></div> d	.	.	.	.	.	.	.	.	.	.	.	.	.	.	.	0800	.	.	0900	.	.	1000	.	.	1100		
Newport	d	.	.	.	.	.	.	.	.	.	.	.	.	.	.	.	0813	.	.	0913	.	.	1013	.	.	1113		
Severn Tunnel Junction	d	.	.	.	.	.	.	.	.	.	.	.	.	.	.	.	0824	.	.	0924	.	.	1024	.	.	1124		
Patchway	d	.	.	.	.	.	.	.	.	.	.	.	.	.	.	.	0840	.	.	0938	.	.	1039	.	.	1135		
London Paddington	<div><div></div><div></div></div> <div><div></div><div></div></div> d	.	.	.	.	.	.	.	.	0600	.	.	.	0628	.	.	.	.	.	0830	.	.	.	.	.	.		
Bath Spa	<div><div></div><div></div></div> d	.	.	.	.	.	.	.	.	0724	.	.	.	0746	.	.	.	.	.	0950	.	.	.	.	.	.		
Bristol Parkway	<div><div></div><div></div></div> d	.	.	.	.	.	.	.	.	.	0732	0758	.	.	.	0830	.	.	0921	.	.	1023	.	1058	.	1122		
Filton Abbey Wood	d	.	.	.	.	.	.	.	.	.	0736	.	.	.	.	0844	.	.	0942	.	.	1043	.	.	1139			
Severn Beach	d	.	.	.	.	.	.	.	0631	.	.	.	.	.	0733	.	.	.	.	.	.	.	.	.	.			
Avonmouth	d	.	.	.	.	.	.	.	0644	.	.	.	.	.	0746	.	.	0846	.	.	0946	.	.	1046	.			
Bristol Temple Meads	<div><div></div><div></div></div> <div><div></div><div></div></div> d	0502	0522	0555	0610	0640	0647	0703	0719	0738	0752	0811	.	0814	0825	0845	0856	0926	0945	0957	1010	1025	1045	1055	1113	1125	1141	1155
Bedminster	d	.	.	.	.	.	.	0706	0722	.	0756	.	.	.	0829	.	.	0929	.	.	.	1028	.	.	1128	.		
Parson Street	d	.	.	.	.	.	.	0709	0725	.	0759	.	.	.	0832	.	.	0932	.	.	.	1031	.	.	1131	.		
Nailsea & Backwell	d	0515	.	0605	0620	.	.	0716	0733	.	0806	.	.	0824	0839	.	0906	0940	.	1007	1020	1039	.	1105	.	1139	1205	
Yatton	d	0521	0534	0611	0626	.	.	0722	0738	.	0811	.	.	0830	0845	.	0911	0945	.	1013	1026	1044	.	1110	.	1144	1210	
Worle	d	0528	.	0617	0632	.	.	0728	0744	.	0817	.	.	0836	0851	.	0917	0951	.	1019	1032	1050	.	1116	.	1150	1216	
Weston Milton	d	0533	.	.	.	.	.	0733	0749	.	0821	.	.	.	0857	.	.	0956	.	.	.	1055	.	.	1155	.		
Weston-super-Mare	a	0536	0543	0622	0639	.	0707	0736	0753	.	0824	.	↔	0842	0902	.	0923	1000	.	1024	1038	1100	.	1122	1133	1200	1222	
Weston-super-Mare	<div><div></div><div></div></div> d	0539	0544	0624	.	.	0708	0739	.	0826	.	0826	.	.	0926	.	.	1027	.	.	.	1124	1139	.	.	1224		
Highbridge & Burnham	d	0550	0555	0635	.	.	0719	0750	.	↔	.	0837	.	.	0937	.	.	1038	.	.	.	1135	.	.	1235			
Bridgwater	d	0557	0602	0643	.	.	0727	0757	.	0805	.	0844	.	.	0944	.	.	1045	.	.	.	1143	.	.	1243			
Taunton	<div><div></div><div></div></div> a	0608	0613	0653	.	0710	0737	0809	.	0816	.	0841	0854	.	.	0917	0955	.	1015	1056	.	.	1115	1154	1158	.	1215	1253
Tiverton Parkway	a	.	0628	0707	.	0722	0752	.	.	0829	.	0853	0918	.	.	0929	1012	.	1028	1112	.	.	1128	1216ae	1210	.	1228	1312
Exeter St Davids	<div><div></div><div></div></div> <div><div></div><div></div></div> a	0636	0644	0722	.	0737	0808	.	.	0844	.	0908	0934	.	.	0946	1031	.	1044	1132	.	.	1144	1232ae	1225	.	1244	1331
Train continues to		EXM	PLY			PNZ				PNZ		PGN			PLY			PLY			PLY			PGN		PLY		

Operator		GW	GW	XC	GW	GW	XC	GW	GW	GW	XC	GW	GW	XC	GW	GW	GW	XC	GW	XC	GW	GW	GW	XC	GW	GW	GW	XC
Facilities		■	■	○	■	■	○	■	■	■	○	■	■	○	■	■	■	○	■	○	■	■	■	○	■	■	■	○
Cardiff Central	⑦ d	.	.	.	1200	.	.	1300	.	.	.	1400	.	.	1459	.	.	1559	.	.	.	.	.	.	1658	.	.	.
Newport	↔ d	.	.	.	1213	.	.	1313	.	.	.	1413	.	.	1512	.	.	1613	.	.	.	.	.	.	1713	.	.	.
Severn Tunnel Junction		d	.	.	1224	.	.	1324	.	.	.	1424	.	.	1523	.	.	1624	.	.	.	.	.	.	1724	.	.	.
Patchway		d	.	.	1237	.	.	1339	.	.	.	1440	.	.	1538	.	.	1635	.	.	.	.	.	.	1735	.	.	.
London Paddington	⑥ d	1030	.	.	.	.	.	1230	.	.	.	.	.	.	1430	.	.	.	.	.	.	1530	.	.	.	1630	.	.
Bath Spa	⑦ d	1146	.	.	.	.	.	1351	.	.	.	.	.	.	1550	.	.	.	.	.	.	1647	.	.	.	1746	.	.
Bristol Parkway	⑦ d	.	.	1223	.	.	1322	.	.	.	1423	.	.	1521	.	.	1622	.	1700	.	.	.	.	1722	.	.	.	1823
Filton Abbey Wood		d	.	.	1241	.	.	1343	.	.	.	1444	.	.	1541	.	.	1642	.	.	.	.	.	1740	.	.	.	
Severn Beach		d	.	.	.	.	.	.	.	.	.	.	.	.	.	.	.	.	.	.	.	.	.	.	.	.	.	
Avonmouth		d	.	1146	.	.	1246	.	.	1346	.	.	1446	.	.	1546	.	.	.	.	.	1646	.	.	.	.	1746	.
Bristol Temple Meads	⑩ d	1220	1225	1245	1256	1325	1345	1358	1412	1425	1445	1455	1526	1545	1551	1613	1625	1645	1652	1712	.	1715	1725	1745	1753	1815	1825	1845
Bedminster		d	.	1228	.	.	1328	.	.	1428	.	.	1530	.	1555	.	1628	.	1656	.	.	.	1728	.	1757	.	1828	.
Parson Street		d	.	1231	.	.	1331	.	.	1431	.	.	1533	.	1558	.	1631	.	1700	.	.	.	1731	.	1800	.	1831	.
Nailsea & Backwell		d	1230	1239	.	1306	1339	.	1408	1422	1439	.	1505	1540	.	1605	1623	1639	.	1707	.	.	1725	1739	.	1807	1825	1839
Yatton		d	1236	1244	.	1311	1344	.	1414	1428	1444	.	1510	1546	.	1611	1629	1644	.	1712	.	.	1731	1744	.	1813	1831	1844
Worle		d	1242	1250	.	1317	1350	.	1419	1434	1450	.	1516	1552	.	1617	1635	1650	.	1718	.	.	1737	1750	.	1819	1837	1850
Weston Milton		d	.	1256	.	.	1355	.	.	1455	.	.	1556	.	1621	.	1655	.	1723	.	.	.	1755	.	1823	.	1855	.
Weston-super-Mare	↔ a	1248	1301	.	1323	1400	.	1425	1440	1500	.	1522	1600	.	1624	1641	1700	.	1726	.	↔	1743	1800	.	1826	1842	1900	.
Weston-super-Mare	↔ d	.	.	.	1325	.	.	1426	.	.	.	1525	.	.	1625	.	.	1729	.	1729	.	.	.	1828	1844	.	.	.
Highbridge & Burnham		d	.	.	.	1336	.	.	1437	.	.	.	1536	.	.	1636	.	.	↔	.	1740	.	.	.	1839	1855	.	.
Bridgwater		d	.	.	.	1343	.	.	1444	.	.	.	1543	.	.	1644	.	.	.	.	1748	.	.	.	1847	1902	.	.
Taunton	↔ a	.	.	1316	1354	.	1415	1455	.	.	1515	1554	.	1615	1655	.	.	1716	.	1742	1759	.	.	1815	1858	1914	.	1923
Tiverton Parkway		a	.	.	1328	1416	.	1428	1512	.	.	1528	1606	.	1628	.	.	1728	.	1754	.	.	.	1827	.	.	.	1935
Exeter St Davids	⑥ a	.	.	1344	1432	.	1444	1532	.	.	1544	1621	.	1644	.	.	1746	.	1809	.	.	.	1843	.	.	.	1950	
Train continues to				PLY			PNZ				PLY	PLY		PLY				PLY		PGN				PLY				PLY

Operator	GW	GW	XC	GW	GW	XC	GW	GW	XC	GW	GW	GW	GW		
Facilities	■	■	○	■	■	○	■	■	○	■	■	■	■		
Cardiff Central	⑦	d	1758	.	.	1900	.	.	2000	.	.	.	.		
Newport		d	1813	.	.	1915	.	.	2013	.	.	.	.		
Severn Tunnel Junction		d	1824	.	.	1926	.	.	2024	.	.	.	.		
Patchway		d	1836	.	.	1939	.	.	2036	.	.	.	.		
London Paddington	⑥	d	.	.	.	.	1830	.	.	1930	.	.	2030		
Bath Spa	⑦	d	.	.	.	.	1949	.	.	2051	.	.	2153		
Bristol Parkway	⑦	d	.	.	1936	.	.	2022	.	.	2127	.	.		
Filton Abbey Wood		d	1842	.	.	1942	.	.	2040	.	.	.	.		
Severn Beach		d	.	.	.	.	.	.	.	.	.	.	.		
Avonmouth		d	.	1846	.	.	.	.	.	.	.	.	.		
Bristol Temple Meads	⑩	d	1857	1925	1950	1953	2012	2045	2058	2115	2145	2200	2221	2305	2348
Bedminster		d	1901	1928	.	1956	.	.	2101	.	.	2203	.	2308	.
Parson Street		d	1904	1931	.	2000	.	.	2104	.	.	2206	.	2311	.
Nailsea & Backwell		d	1911	1939	.	2007	2022	.	2111	2125	.	2214	2231	2319	2357s
Yatton		d	1917	1944	.	2012	2028	.	2117	2131	.	2219	2237	2324	0002s
Worle		d	1923	1950	.	2018	2034	.	2123	2137	.	2225	2243	2330	0008s
Weston Milton		d	1927	1955	.	2022	2038	.	2127	2141	.	2228	.	2335	.
Weston-super-Mare	↔	a	1930	2000	.	2025	2042	.	2130	2145	.	2233	2249	2339	0014s
Weston-super-Mare	↔	d	1932	.	.	2028	.	.	2135	.	.	2239	.	2340	.
Highbridge & Burnham		d	1943	.	.	2039	.	.	2146	.	.	2250	.	2351	0026s
Bridgwater		d	1950	.	.	2046	.	.	2153	.	.	2257	.	2358	0034s
Taunton	↔	a	2001	.	2020	2056	.	2117	2205	.	2215	2313	.	0009s	0045s
Tiverton Parkway		a	2014	.	2032	2109	.	2129	.	.	2227	2329	.	0024s	0100s
Exeter St Davids	⑥	a	2029	.	2047	2125	.	2145	.	.	2242	2347	.	0040	0117
Train continues to			PNZ		PLY			PLY			PLY				

BRISTOL TO WESTON-SUPER-MARE AND TAUNTON

SATURDAYS

Operator Notes		GW	GW	XC	GW	GW	GW	GW	GW	GW	XC	GW	GW	XC	GW	GW	XC	GW	GW	XC	GW	XC	GW	XC	GW				
Facilities		■	■	●	■	■	■	■	■	■	●	■	■	●	■	■	■	●	■	■	●	■	●	●	■				
Cardiff Central	⑦ d	-	-	-	-	-	-	-	-	-	-	-	-	-	0800	-	-	-	0900	-	-	-	1000	-	-	-	1100		
Newport	d	-	-	-	-	-	-	-	-	-	-	-	-	-	0813	-	-	-	0913	-	-	-	1014	-	-	-	1113		
Severn Tunnel Junction	d	-	-	-	-	-	-	-	-	-	-	-	-	-	0824	-	-	-	0924	-	-	-	1025	-	-	-	1124		
Patchway	d	-	-	-	-	-	-	-	-	-	-	-	-	-	0838	-	-	-	0936	-	-	-	1036	-	-	-	1136		
London Paddington	⑤ d	-	-	-	-	-	-	-	-	-	-	-	-	-	-	0730	-	-	-	0830	-	-	-	-	-	-	-		
Bath Spa	⑦ d	-	-	-	-	-	-	-	-	-	-	-	-	-	-	0846	-	-	-	0950	-	-	-	-	-	-	-		
Bristol Parkway	⑦ d	-	-	-	-	-	0628	-	-	-	-	0758	-	-	0823	-	-	-	0922	-	-	-	1025	-	1058	-	1125	-	
Filton Abbey Wood	d	-	-	-	-	-	0632	-	-	-	-	-	-	-	-	0843	-	-	-	0943	-	-	-	1043	-	-	-	1141	
Severn Beach	d	-	-	-	-	-	-	-	-	-	-	-	-	-	0731	-	-	-	-	-	-	-	-	-	-	-	-		
Avonmouth	d	-	-	-	-	-	-	-	-	-	-	-	-	-	0746	-	-	-	0846	-	-	-	-	-	-	-	-		
Bristol Temple Meads	⑩ d	0535	0608	0634	-	0642	0650	0718	0735	-	0755	0814	-	0826	0845	0855	0905	0924	0945	0955	1008	1026	1045	1055	1115	1124	1145	1154	
Bedminster	d	-	-	-	-	-	0653	0722	-	-	-	-	-	-	0829	-	-	-	0927	-	-	-	1029	-	-	1127	-	-	
Parson Street	d	-	-	-	-	-	0656	0726	-	-	-	-	-	-	0832	-	-	-	0930	-	-	-	1032	-	-	1130	-	-	
Nailsea & Backwell	d	-	0618	-	-	-	0703	0733	-	-	0806	-	-	-	0840	-	0905	-	0937	-	1005	-	1040	-	1105	-	1137	-	1204
Yatton	d	-	0624	-	-	-	0709	0739	-	-	0811	-	-	-	0845	-	0910	0919	0943	-	1010	1022	1045	-	1110	-	1143	-	1210
Worle	d	-	0630	-	-	-	0715	0745	-	-	0817	-	-	-	0851	-	0916	-	0949	-	1016	-	1051	-	1116	-	1149	-	1216
Weston Milton	d	-	-	-	-	-	0719	0749	-	-	-	-	-	-	0856	-	-	-	0953	-	-	-	1056	-	-	1153	-	-	
Weston-super-Mare	a	0554	0635	-	0701	0723	0752	-	0823	-	0900	-	0922	0930	0957	-	1022	1032	1100	-	1122	1132	1157	-	1221				
Weston-super-Mare	a	0556	0648	-	0648	0703	-	0754	-	0828	-	0828	-	-	0924	-	-	1024	1035	-	1124	1138	-	-	1224	-	-	1223	
Highbridge & Burnham	d	0607	↲	-	0659	0714	-	↲	-	0805	↲	-	0839	-	-	0935	-	-	1035	1046	-	-	1135	-	-	-	↲		
Bridgwater	d	0614	-	-	0707	0722	-	-	-	0813	-	-	0847	-	-	0942	-	-	1042	1054	-	-	1142	-	-	-	-		
Taunton	a	0625	-	0704	0718	0732	-	-	0807	0823	-	0844	0857	-	0916	0953	-	1015	1053	1105	-	1115	1154	1157	-	1215	-	-	
Tiverton Parkway	a	0640	-	0725	-	0747	-	-	-	0837	-	0856	-	-	0928	1006	-	-	1028	1106	-	-	1128	-	1209	-	1228	-	
Exeter St Davids	⑥ a	0655	-	0740	-	0804	-	-	0832	0852	-	0911	0931	-	0945	1022	-	-	1044	1122	-	-	1146	-	1224	-	1244	-	
Train continues to		PGN		PNZ					PNZ		PGN		PLY				PLY			PLY			PGN		PLY				

Operator Notes		GW	GW	GW	GW	XC	GW	GW	GW	XC	GW	GW	GW	XC	GW	GW	GW	XC	GW	GW	GW	XC	GW	XC	GW	GW	GW	XC		
Facilities		■	■	■	■	●	■	■	■	●	■	■	■	●	■	■	■	■	●	■	■	■	●	■	●	■	■	■	●	
Cardiff Central	⑦ d	-	-	-	-	-	1200	-	-	-	1300	-	-	-	1400	-	-	-	1500	-	-	-	-	1558	-	-	-	-	-	
Newport	d	-	-	-	-	-	1213	-	-	-	1313	-	-	-	1413	-	-	-	1513	-	-	-	-	1613	-	-	-	-	-	
Severn Tunnel Junction	d	-	-	-	-	-	1224	-	-	-	1324	-	-	-	1424	-	-	-	1524	-	-	-	-	1624	-	-	-	-	-	
Patchway	d	-	-	-	-	-	1236	-	-	-	1336	-	-	-	1436	-	-	-	1538	-	-	-	-	1635	-	-	-	-	-	
London Paddington	⑤ d	1030	-	1045	-	-	-	1130	-	-	1230	-	-	-	1330	-	-	-	1430	-	-	-	-	-	-	-	-	1530	-	-
Bath Spa	⑦ d	1148	-	1200	-	-	-	1248	-	-	1351	-	-	-	1448	-	-	-	1552	-	-	-	-	-	-	-	1653	-	-	-
Bristol Parkway	⑦ d	-	-	-	-	1225	-	-	-	1322	-	-	-	1425	-	-	-	1525	-	-	-	-	1622	-	-	1658	-	-	-	1725
Filton Abbey Wood	d	-	-	-	-	1241	-	-	-	1341	-	-	-	1443	-	-	-	1543	-	-	-	-	1642	-	-	-	-	-	-	-
Severn Beach	d	-	-	-	-	-	-	-	-	-	-	-	-	-	-	-	-	-	-	-	-	-	-	-	-	-	-	-	-	-
Avonmouth	d	-	-	-	1146	-	-	-	1246	-	-	-	1346	-	-	-	1446	-	-	1546	-	-	-	-	-	-	-	1646	-	-
Bristol Temple Meads	⑩ d	1206	-	1215	1226	1245	1255	1309	1326	1345	1354	1407	1426	1445	1456	1505	1528	1545	1558	1610	1626	1645	1655	1709	-	1713	1726	1745	-	-
Bedminster	d	-	-	-	1229	-	-	-	1329	-	-	1430	-	-	1531	-	-	1629	-	-	-	-	-	-	-	-	1729	-	-	-
Parson Street	d	-	-	-	1232	-	-	-	1332	-	1400	1433	-	-	1534	-	-	1632	-	-	-	-	-	-	-	-	1733	-	-	-
Nailsea & Backwell	d	-	-	1240	-	1304	-	1340	1407	1440	-	1506	1516	1541	-	1608	1640	1705	-	-	-	1724	1740	-	-	-	-	-	-	-
Yatton	d	-	-	1245	-	1310	-	1345	1412	1421	1446	-	1511	1521	1547	-	1613	1645	-	1710	-	1730	1746	-	-	-	-	-	-	-
Worle	d	-	-	1251	-	1316	-	1351	1418	-	1452	-	1517	-	1553	-	1619	1651	-	1716	-	1736	1752	-	-	-	-	-	-	-
Weston Milton	d	-	-	1256	-	-	-	1356	-	-	1456	-	-	-	1558	-	-	1656	-	-	-	-	-	-	-	-	1756	-	-	-
Weston-super-Mare	a	-	↔	1235	1300	-	1322	1330	1400	-	1424	1432	1500	-	1523	1532	1602	-	1625	1631	1700	-	1722	-	↔	1742	1800	-	-	-
Weston-super-Mare	d	-	1223	-	-	-	1325	-	-	1425	-	-	1524	-	-	1626	-	-	1724	-	-	1724	-	-	-	-	-	-	-	-
Highbridge & Burnham	d	-	1234	-	-	-	1336	-	-	1436	-	-	1535	-	-	1637	-	-	↔	-	1735	-	-	-	-	-	-	-	-	-
Bridgwater	d	-	1242	-	-	-	1343	-	-	1444	-	-	1543	-	-	1645	-	-	-	-	1743	-	-	-	-	-	-	-	-	-
Taunton	a	-	1252	-	-	1316	1355	-	-	1415	1454	-	-	1517	1553	-	-	1617	1655	-	-	1716	-	1739	1754	-	-	-	-	1815
Tiverton Parkway	a	-	1312	-	-	1328	-	-	-	1428	1509	-	-	1529	1612	-	-	1630	1709	-	-	1728	-	1751	-	-	-	-	-	1828
Exeter St Davids	⑥ a	1306	1331	-	-	1343	-	-	1444	1524	-	-	1546	1631	-	-	1647	1724	-	-	1745	-	1806	-	-	-	-	-	-	1844
Train continues to					PLY				PNZ				PLY				PLY			PLY		PGN							PLY	

Operator		GW	GW	GW	XC	GW	GW	XC	GW	GW	XC	GW	XC	GW	GW
Facilities		■	■	■	●	■	■	●	■	■	●	■	●	■	■
Cardiff Central	⑦ d	1658	-	-	-	1758	-	-	1900	-	-	-	-	2100	-
Newport	d	1713	-	-	-	1813	-	-	1913	-	-	-	-	2114	-
Severn Tunnel Junction	d	1724	-	-	-	1824	-	-	1924	-	-	-	-	2124	-
Patchway	d	1735	-	-	-	1835	-	-	1936	-	-	-	-	2137	-
London Paddington	⑤ d	-	1630	-	-	-	1730	-	-	1830	-	1930	-	-	2030
Bath Spa	⑦ d	-	1748	-	-	-	1848	-	-	1950	-	2048	-	-	2155
Bristol Parkway	⑦ d	-	-	-	1825	-	-	1925	-	-	2021	-	2125	-	-
Filton Abbey Wood	d	1742	-	-	-	1840	-	-	1942	-	-	-	-	2142	-
Severn Beach	d	-	-	-	-	-	-	-	-	-	-	-	-	-	-
Avonmouth	d	-	-	1746	-	-	-	-	-	-	-	-	-	-	-
Bristol Temple Meads	⑩ d	1755	1804	1824	1845	1851	1904	1945	1954	2010	2045	2105	2145	2155	2211
Bedminster	d	-	-	1827	-	1854	-	-	-	-	-	-	-	2158	-
Parson Street	d	-	-	1830	-	1858	-	-	-	-	-	-	-	2201	-
Nailsea & Backwell	d	1805	1815	1838	-	1905	1915	-	2003	2021	-	2116	-	2209	2221s
Yatton	d	1810	1821	1843	-	1910	1920	-	2009	2027	-	2121	-	2214	2226s
Worle	d	1816	-	1849	-	1916	1926	-	2015	2033	-	2127	-	2220	2232s
Weston Milton	d	-	-	1856	-	1920	-	-	2019	-	-	2131	-	2225	-
Weston-super-Mare	a	1822	1831	1900	-	1923	1933	-	2022	2038	-	2134	-	2228	2239s
Weston-super-Mare	d	1823	1833	-	-	1925	-	-	2025	2040	-	2136	-	2230	-
Highbridge & Burnham	d	1834	1844	-	-	1936	-	-	2036	2051	-	2147	-	2241	2251s
Bratwager	d	1842	1852	-	-	1943	-	-	2043	2059	-	2155	-	2249	2258s
Taunton	a	1853	1903	-	1915	1954	-	2015	2054	2110	2115	2206	2215	2300	2310
Tiverton Parkway	a	-	-	-	1928	2007	-	2028	-	-	2128	-	2228	2315	2323
Exeter St Davids	⑥ a	-	-	-	1944	2022	-	2044	-	-	2143	-	2244	2331	2339
Train continues to					PLY	PLY	PLY				PLY		PLY		

BRISTOL TO WESTON-SUPER-MARE AND TAUNTON

SUNDAYS

Operator			GW	XC	GW	XC	GW	GW	GW	XC	GW	GW	XC	GW	GW	GW	XC	GW	GW	XC	GW	GW	XC	GW	GW	XC	GW	GW	
Facilities			■	○	■	○	■	■	■	○	■	■	○	■	■	■	○	■	■	○	■	■	○	■	■	○	■	■	
Cardiff Central	⑦	d	-	-	-	-	-	-	-	-	1000	-	1057	-	-	-	-	1200	-	-	1300	-	-	1400	-	-	1500	-	
Newport		d	-	-	-	-	-	-	-	-	1013	-	1110	-	-	-	-	1213	-	-	1313	-	-	1413	-	-	1514	-	
Severn Tunnel Junction		d	-	-	-	-	-	-	-	-	1024	-	1121	-	-	-	-	1224	-	-	1324	-	-	1424	-	-	1525	-	
Patchway		d	-	-	-	-	-	-	-	-	1036	-	1132	-	-	-	-	1236	-	-	1336	-	-	1436	-	-	1536	-	
London Paddington	⑥	d	-	-	-	-	-	-	0900	-	-	-	-	-	-	1030	-	-	-	-	-	-	-	-	-	-	-	-	
Bath Spa		d	-	-	-	-	-	-	1030	-	-	-	-	-	-	1150	-	-	-	-	-	-	-	-	-	-	-	-	
Bristol Parkway	⑦	d	-	-	-	-	-	-	-	1040	-	-	-	1141	-	-	1239	-	-	1325	-	-	1422	-	-	1525	-	-	
Filton Abbey Wood		d	-	-	-	-	-	-	-	1040	-	1136	-	-	-	-	1240	-	-	1340	-	-	1440	-	-	1540	-	-	
Severn Beach		d	-	-	-	-	-	0935	-	-	-	1035	-	-	-	1135	-	-	1235	-	-	1335	-	-	1435	-	-	1535	
Avonmouth		d	-	-	-	-	-	0946	-	-	-	1046	-	-	-	1146	-	-	1246	-	-	1346	-	-	1446	-	-	1546	
Bristol Temple Meads	⑩	d	0754	0844	0915	0950	0955	1025	1045	1055	1100	1125	1147	1157	-	1205	1225	1251	1255	1325	1345	1355	1425	1445	1455	1525	1545	1550	1625
Bedminster		d	-	-	0918	-	-	1028	-	-	-	1128	-	-	-	1230	-	-	1328	-	-	1428	-	-	1528	-	-	1628	
Parson Street		d	-	-	0921	-	-	1031	-	-	-	1131	-	-	-	1233	-	-	1331	-	-	1431	-	-	1531	-	-	1631	
Nailsea & Backwell		d	0803	-	0929	-	1004	1039	-	-	1110	1139	1157	-	-	1216	1241	-	1305	1339	-	1405	1439	-	1505	1539	-	1600	1639
Yatton		d	0808	-	0935	-	1009	1045	1058	-	1115	1145	1202	-	-	1221	1247	-	1311	1345	-	1411	1445	-	1511	1545	-	1605	1645
Worle		d	0814	-	0941	-	1015	1051	-	-	1121	1151	1216	-	-	1226	1253	-	1317	1351	-	1417	1451	-	1517	1551	-	1615	1651
Weston Milton		d	-	-	0945	-	-	1055	-	-	-	1155	-	-	-	1257	-	-	1355	-	-	1455	-	-	1555	-	-	1655	
Weston-super-Mare		a	0819	-	0949	-	1021	1059	1109	-	1127	1159	1222	-	1236	1301	-	1322	1359	-	1422	1459	-	1522	1559	-	1621	1659	
Weston-super-Mare		d	0820	-	-	-	1022	-	-	-	1128	-	1223	-	1223	-	-	1323	-	-	1423	-	-	1523	-	-	1630	-	
Highbridge & Burnham		d	0830	-	-	-	1033	-	-	-	1139	-	1234	-	-	1234	-	-	1334	-	-	1434	-	-	1534	-	-	1641	-
Bridgwater		d	0837	-	-	-	1040	-	-	-	1146	-	-	-	1242	-	-	1342	-	-	1442	-	-	1542	-	-	1648	-	
Taunton		a	0848	0914	-	1020	1051	-	-	1125	1157	-	1227	1252	-	-	1322	1352	-	1415	1452	-	1515	1552	-	1615	1703	-	
Tiverton Parkway		a	0901	0926	-	1032	1110	-	-	1137	-	-	-	1239	1305	-	-	1334	-	-	1428	1505	-	1528	-	-	1628	1716	-
Exeter St Davids	⑥	a	0914	0941	-	1050	1130	-	-	1152	-	-	-	1254	1323	-	-	1349	1423	-	1445	1520	-	1547	1617	-	1646	1731	-
Train continues to			PLY	PLY	PLY					PLY				PLY			PLY			PLY			PLY			PLY			

Operator	Facilities	XC	GW	GW	XC	GW	GW	XC	GW	XC	GW	GW	XC	GW	XC	GW	GW	
		●	■	■	●	■	■	●	■	●	■	■	●	■	●	■	■	
Cardiff Central	⑦ d	-	1600	-	-	1700	-	-	-	1800	-	1900	-	-	2000	-	-	
Newport	d	-	1613	-	-	1714	-	-	-	1813	-	1913	-	-	2013	-	-	
Severn Tunnel Junction	d	-	1624	-	-	1725	-	-	-	1824	-	1924	-	-	2024	-	-	
Patchway	d	-	1636	-	-	1736	-	-	-	1836	-	1936	-	-	2036	-	-	
London Paddington	⑥ d	-	-	-	-	-	-	-	-	-	-	1830	-	-	-	2030	-	
Bath Spa	⑦ d	-	-	-	-	-	-	-	-	-	-	1946	-	-	-	2146	-	
Bristol Parkway	⑦ d	1625	-	-	1725	-	-	1825	-	-	1925	-	-	2024	-	2125	-	
Filton Abbey Wood	d	-	1640	-	-	1740	-	-	-	1840	-	1940	-	-	2039	-	-	
Severn Beach	d	-	-	1635	-	-	1735	-	-	-	-	-	-	-	-	-	-	
Avonmouth	d	-	-	1646	-	-	1746	-	-	-	-	-	-	-	-	-	-	
Bristol Temple Meads	⑩ d	1645	1655	1725	1745	1755	1825	1845	-	1855	1945	1955	2010	2045	2053	2145	2204	2312
Bedminster	d	-	-	1728	-	-	1828	-	-	1859	-	1958	-	-	2056	-	-	2315
Parson Street	d	-	-	1731	-	-	1831	-	-	1902	-	2001	-	-	2059	-	-	2317
Nailsea & Backwell	d	-	1705	1739	-	1805	1839	-	-	1908	-	2008	2019	-	2106	-	2214	2325
Yatton	d	-	1711	1745	-	1811	1844	-	-	1913	-	2014	2024	-	2111	-	2219	2330
Worle	d	-	1717	1751	-	1817	1850	-	-	1919	-	2020	2032	-	2117	-	2224	2336
Weston Milton	d	-	-	1756	-	-	1854	-	-	1923	-	2024	-	-	2121	-	2229	2341
Weston-super-Mare	a	-	1722	1800	-	1822	1859	-	1927	-	2027	2039	2102	2125	-	2235	2345	
Weston-super-Mare	d	-	1725	-	-	1825	1900	-	1900	1928	-	2028	-	2103	2126	-	-	-
Highbridge & Burnham	d	-	1736	-	-	1836	1920	-	1912	1939	-	2039	-	-	2137	-	-	-
Bridgwater	d	-	1743	-	-	1843	-	-	1920	1946	-	2046	-	-	2144	-	-	-
Taunton	a	1715	1754	-	1816	1855	-	1915	1931	1957	2015	2058	-	2123	2155	2215	-	-
Tiverton Parkway	a	1728	-	-	1828	-	-	1928	-	-	2028	-	-	2135	-	2228	-	-
Exeter St Davids	⑥ a	1746	-	-	1845	-	-	1945	1958	-	2044	-	-	2150	-	2244	-	-
Train continues to		PNZ			PLY			PLY			PLY			PLY		PLY		

Travelling to Minehead or Butlins?

Buses of Somerset service 28 provides a regular connecting bus from outside Taunton station.  
Find out more at [Firstbus.co.uk/somerset](https://www.firstbus.co.uk/somerset)

Changes to our timetables

The times shown in this timetable are a guide to our services. Train times may change late at night or at weekends to allow maintenance work to be done. You should always confirm your train times online, less than 24 hours prior to travelling: [GWR.com/Check](https://www.gwr.com/Check)













## TAUNTON AND WESTON-SUPER-MARE TO BRISTOL















MONDAYS TO FRIDAYS

Operator			GW	GW	GW	GW	GW	GW	XC	GW	GW	GW	GW	XC	GW	GW	XC	GW	GW	GW	XC	GW	GW	XC	GW	GW	XC	GW				
Notes			MO	BR																												
Facilities			■ ■ ■ ■ ■			■ ■ ■ ■ ■			0	■ ■ ■ ■ ■			0	■ ■ ■			0	■ ■ ■ ■ ■			0	■ ■ ■			0	■ ■ ■ ■ ■			0	■ ■ ■		
Exeter St Davids 🚉	⑥	d	.	.	.	0547	.	.	0625	.	.	0644	.	0720	.	.	0827	.	.	0848	0927	.	0950	1027	.	.	1042	1056	.			
Tiverton Parkway		d	.	.	.	.	.	.	0638	.	.	0659	.	0733	.	.	0840	.	.	0903	0940	.	1005	1040	.	.	1057	1109	.			
Taunton 🚉		d	.	0510	.	0611	.	0637	0651	.	0654	0711	0723	0746	.	0819	0853	.	.	0919	0953	.	1019	1053	.	.	1109	1122	.			
Bridgwater		d	.	0521	.	0621	.	0648	.	.	0705	0721	0734	.	.	0829	.	.	0929	.	.	1029	.	.	.	1120	.	.				
Highbridge & Burnham		d	.	0528	.	0629	.	0655	.	.	0713	0728	0741	.	.	0836	.	.	0936	.	.	1036	.	.	.	1127	.	.				
Weston-super-Mare 🚉		a	.	0538	.	0640	.	0705	.	↩	0723	0738	0751	.	.	0846	.	.	0946	.	.	1046	.	.	.	1137	.	↩				
Weston-super-Mare 🚉		d	2349p	0546	0624	0642	0652	0710	.	0710	0724	0739	0754	.	0810	0848	.	0910	0929	0948	.	1010	1048	.	1110	1123	1148	.	1148			
Weston Milton		d	2352p	0549	0628	0645	0656	↩	.	0713	.	0743	0757	.	0813	0851	.	0913	.	.	1013	.	.	1113	.	↩	.	.				
Worle		d	2356p	0553	0632	0649	0700	.	.	0717	0730	0747	0802	.	0817	0856	.	0917	0935	0955	.	1017	1054	.	1117	1129	.	.	1154			
Yatton		d	0002	0559	0638	0655	0706	.	.	0723	0736	0753	0808	.	0823	0902	.	0923	0941	1001	.	1023	1100	.	1123	1135	.	.	1200			
Nailsea & Backwell		d	0008	0605	0644	0701	0712	.	.	0729	0742	0759	0814	.	0829	0908	.	0929	0947	1008	.	1029	1106	.	1129	1141	.	.	1206			
Parson Street		d	0016	0613	.	0708	.	.	.	0737	.	0808	.	.	0838	0914	.	0937	.	.	1037	.	.	1137	.	.	.	.				
Bedminster		d	0019	0616	.	0712	.	.	.	0740	.	0812	.	.	0841	0917	.	0940	.	.	1040	.	.	1140	.	.	.	.				
Bristol Temple Meads 🚉 ⑩		a	0024	0620	0654	0717	0724	.	0725	0744	0752	0817	0823	0827	0844	0920	0926	0944	0957	1020	1026	1044	1117	1124	1144	1151	.	1155	1217			
Avonmouth		a	.	.	.	.	.	.	.	0813	.	.	.	.	0913	.	.	1013	.	.	1113	.	.	1213	.	.	.	.				
Severn Beach		a	.	.	.	.	.	.	.	0824	.	.	.	.	0924	.	.	1024	.	.	1124	.	.	1224	.	.	.	.				
Filton Abbey Wood		a	.	.	.	0738	.	.	.	.	.	0841	.	.	0933	.	.	1034	.	.	1135	.	.	1235	.	.	.	1243				
Bristol Parkway 🚉		⑦	a	.	.	.	.	.	0740	.	.	.	.	0841	.	.	0941	.	.	1041	.	.	1140	.	.	.	1208	.				
Bath Spa 🚉		⑦	a	.	.	0711	.	0741	.	.	.	0811	.	0843	.	.	.	1011	.	.	.	.	1211	.	.	.	.					
London Paddington 🚉		⑤	a	.	.	0829	.	0905	.	.	.	0934	.	1006	.	.	.	1134	.	.	.	.	1335	.	.	.	.					
Patchway		a	.	.	.	0742	.	.	.	.	.	0846	.	.	.	0940	.	.	1040	.	.	1142	.	.	.	.	1247					
Severn Tunnel Junction		a	.	.	.	0753	.	.	.	.	.	0859	.	.	.	0950	.	.	1051	.	.	1152	.	.	.	.	1257					
Newport 🚉		a	.	.	.	0804	.	.	.	.	.	0908	.	.	.	1000	.	.	1103	.	.	1203	.	.	.	.	1307					
Cardiff Central 🚉		⑦	a	.	.	0819	.	.	.	.	.	0922	.	.	.	1016	.	.	1118	.	.	1217	.	.	.	.	1322					

Train continues to	EDB	EDB	EDB	EDB	ABD	MAN
--------------------	-----	-----	-----	-----	-----	-----

Operator		XC	GW	GW	XC	GW	GW	GW	XC	GW	GW	XC	GW	GW	GW	XC	GW	XC	GW	XC	GW	GW	GW	XC	GW	GW	GW	XC				
Facilities		o		■	o		■	■	o		■	■	o		■	■	o		■	o		■	■	o		■	■	o				
Exeter St Davids 	⑥ d	1127	•	1150	1227	•		1245	1327	•	1350	1427	•		1452	1527	•	1523d	1550	1627	•		1727	•			•	1827				
Tiverton Parkway	d	1140	•		1240	•			1300	1340	•			1440	•			1507	1540	•	1536d	•	1640	•				1740	•			1840
Taunton 	d	1153	•	1219	1253	•			1319	1353	•	1419	1453	•		1519	1553	•	1600	1618	1653	•		1710	1753	•			1810	1853		
Bridgwater	d	•		1229	•				1329	•		1429	•			1529	•			1628	•		1721	•				1821	•			
Highbridge & Burnham	d	•		1236	•				1336	•		1436	•			1536	•			1635	•		1729	•				1829	•			
Weston-super-Mare 	a	•		1246	•				1346	•		1446	•			1546	•		1620	1645	•		1739	•				1839	•			
Weston-super-Mare 	d	•	1210	1248	•	1310	1326	1348	•	1410	1448	•	1510	1528	1548	•	1610	1630	1646	•	1710	1728	1746	•	1810	1829	1846	•				
Weston Milton	d	•	1213	•		1313	•			1413	•		1513	•			1613	•	1649	•	1713	•	1749	•	1813	•	1849	•				
Worle	d	•	1217	1254	•	1317	1332	1354	•	1417	1454	•	1517	1534	1554	•	1617	•	1653	•	1717	1734	1754	•	1817	1835	1854	•				
Yatton	d	•	1223	1300	•	1323	1338	1400	•	1423	1500	•	1523	1540	1600	•	1623	•	1659	•	1723	1740	1800	•	1823	1841	1900	•				
Nailesea & Backwell	d	•	1229	1306	•	1329	1344	1406	•	1429	1506	•	1529	1546	1606	•	1629	•	1705	•	1729	1746	1806	•	1829	1847	1906	•				
Parson Street	d	•	1237	•		1337	•			1437	•		1537	•			1637	•	1712	•	1737	•	1813	•	1837	•	1913	•				
Bedminster	d	•	1240	•		1340	•			1440	•		1540	•			1640	•	1715	•	1740	•	1816	•	1840	•	1916	•				
Bristol Temple Meads 	① a	1224	1244	1316	1327	1344	1354	1416	1424	1444	1516	1524	1544	1556	1616	1625	1644	1647	1719	1726	1744	1756	1820	1825	1844	1857	1920	1926				
Avonmouth	a	•	1313	•		1413	•			1512	•		1613	•			1713	•		1813	•		1913	•								
Severn Beach	a	•	1324	•		1424	•				•		1624	•			1724	•		1824	•		1924	•								
Filton Abbey Wood	a	•		1333	•			1434	•		1533	•			1635	•		1729	•			1839	•			1942	•					
Bristol Parkway 	⑦ a	1240	•		1340	•			1440	•		1540	•			1640	•	1708	•	1740	•			1840	•			1940				
Bath Spa 	⑦ a	•		•	•			1411	•			•			1611	•						1811	•			1911	•					
London Paddington 	⑥ a	•	•	•	•			1536	•			•			1735	•		•	•	•	•	1937	•			2036	•					
Patchway	a	•		1340	•			1441	•		1539	•			1643	•		1735	•			1845	•			1947	•					
Severn Tunnel Junction	a	•		1351	•			1452	•		1549	•			1653	•		1745	•			1855	•			1958	•					
Newport 	a	•		1400	•			1504	•		1559	•			1706	•		1756	•			1908	•			2008	•					
Cardiff Central 	⑦ a	•		1416	•			1522	•		1616	•			1722	•		1812	•			1923	•			2022	•					

Train continues to	EDB	GLC	GLC	EDB	EDB	MAN	NCL	LDS	LDS
--------------------	-----	-----	-----	-----	-----	-----	-----	-----	-----

Operator		GW	GW	GW	GW	XC	GW	GW	GW	GW	XC	GW	GW	XC	GW	GW	GW	GW	GW
Facilities		<div><div></div><div></div></div>	<div><div></div><div></div></div>	<div><div></div><div></div></div>	<div><div></div><div></div></div>	<div><div></div><div></div></div>	<div><div></div><div></div></div>	<div><div></div><div></div></div>	<div><div></div><div></div></div>	<div><div></div><div></div></div>	<div><div></div><div></div></div>	<div><div></div><div></div></div>	<div><div></div><div></div></div>	<div><div></div><div></div></div>	<div><div></div><div></div></div>	<div><div></div><div></div></div>	<div><div></div><div></div></div>	<div><div></div><div></div></div>	<div><div></div><div></div></div>
Exeter St Davids 	<div><div>⑥</div><div>d</div></div>	.	.	1903	.	1927	.	1935	1951	.	2051	2057	2101	2114	.	.	2200	.	2243
Tiverton Parkway	<div><div></div><div>d</div></div>	.	.	.	.	1940	.	1950	.	.	2104	2111	.	2130	.	.	2217	.	2258
Taunton 	<div><div></div><div>d</div></div>	.	1915	1927	.	1953	.	2003	2017	.	2117	2124	2130	2143	.	.	2233	2244	2310
Bridgwater	<div><div></div><div>d</div></div>	.	1926	1937	.	.	.	2014	2027	.	.	.	2141	.	.	.	.	2255	2320
Highbridge & Burnham	<div><div></div><div>d</div></div>	.	1933	.	.	.	.	.	2035	.	.	.	2148	.	.	.	.	2302	2327
Weston-super-Mare 	<div><div></div><div>a</div></div>	.	1943	.		.	.	2027	2045	.	.	.	2158	.		.	.	2312	2337
Weston-super-Mare 	<div><div></div><div>d</div></div>	1910	1948	.	1948	.	2010	2029	2048	2110	.	.	2200	.	2200	2210	.	2313	2341
Weston Milton	<div><div></div><div>d</div></div>	1913		.	.	.	2013	.	.	2114	.	.		.	.	2214	.	2316	.
Worle	<div><div></div><div>d</div></div>	1917	.	.	1954	.	2017	2035	2054	2118	.	.	.	.	2206	2218	.	2321	.
Yatton	<div><div></div><div>d</div></div>	1923	.	.	2000	.	2023	2041	2100	2124	.	.	.	.	2212	2224	.	2327	2350
Nailsea & Backwell	<div><div></div><div>d</div></div>	1929	.	.	2006	.	2029	2047	2106	2130	.	.	.	.	2218	2230	.	2333	.
Parson Street	<div><div></div><div>d</div></div>	1937	.	.	.	.	2037	.	.	2137	.	.	.	.	.	2237	.	2340	.
Bedminster	<div><div></div><div>d</div></div>	1940	.	.	.	.	2040	.	.	2140	.	.	.	.	.	2240	.	2343	.
Bristol Temple Meads 	<div><div>⑩</div><div>a</div></div>	1944	.	2003	2016	2024	2044	2057	2118	2144	2149	2155	.	2214	2230	2249	2315	2348	0003
Avonmouth	<div><div></div><div>a</div></div>	2013	.	.	.	.	.	.	.	.	.	.	.	.	.	.	.	.	.
Severn Beach	<div><div></div><div>a</div></div>	2024	.	.	.	.	.	.	.	.	.	.	.	.	.	.	.	.	.
Filton Abbey Wood	<div><div></div><div>a</div></div>	.	.	2016	2027	.	.	.	.	2134	2159f	.	.	.	.	2243	.	.	.
Bristol Parkway 	<div><div>⑦</div><div>a</div></div>	.	.	2019	.	2040	.	.	.	.	2203f	.	.	.	2226	.	.	.	.
Bath Spa 	<div><div>⑦</div><div>a</div></div>	.	.	.	.	.	.	2112	.	.	.	.	2212	.	.	.	.	.	.
London Paddington 	<div><div>⑤</div><div>a</div></div>	.	.	.	.	.	.	2235	.	.	.	2359	.	.	.	.	.	.	.
Patchway	<div><div></div><div>a</div></div>	.	.	.	2035	.	.	.	2139	.	.	.	.	.	.	.	.	.	.
Severn Tunnel Junction	<div><div></div><div>a</div></div>	.	.	.	2045	.	.	.	2151	.	.	.	.	.	2255	.	.	.	.
Newport 	<div><div></div><div>a</div></div>	.	.	.	2055	.	.	.	2202	.	.	.	.	.	2312c	.	.	.	.
Cardiff Central 	<div><div>⑦</div><div>a</div></div>	.	.	.	2109	.	.	.	2217	.	.	.	.	.	2331c	.	.	.	.
Train continues to				GCR		BHM	CFN								BHM				

## Travelling to Minehead or Butlins?

Buses of Somerset service 28 provides a regular connecting bus from outside Taunton station.

Find out more at **Firstbus.co.uk/somerset**

## Changes to our timetables

The times shown in this timetable are a guide to our services. Train times may change late at night or at weekends to allow maintenance work to be done. You should always confirm your train times online, less than 24 hours prior to travelling: **GWR.com/Check**

TAUNTON AND WESTON-SUPER-MARE TO BRISTOL

SATURDAYS

Operator		GW	GW	GW	XC	GW	GW	GW	XC	GW	GW	GW	XC	GW	GW	GW	XC	GW	GW	XC	GW	GW	XC	GW	GW	XC	GW	GW	
Facilities		■	■	■	○	■	■	■	○	■	■	■	○	■	■	■	○	■	■	■	○	■	■	○	■	■	○	■	■
Exeter St Davids	⑥ d	-	-	0542	0627	-	-	-	0727	-	0733	-	0827	-	0848	-	0927	-	0952	1027	-	1043	1053	-	-	1127	-	1152	
Tiverton Parkway	d	-	-	0558	0640	-	-	-	0740	-	-	-	0840	-	-	-	0940	-	-	1040	-	-	1107	-	-	1140	-	-	
Taunton	d	0513	-	0611	0653	0657	-	0738	0753	-	0757	0818	0853	-	0914	-	0953	-	1018	1053	-	1107	1119	-	1125	1153	-	1218	
Bridgwater	d	0524	-	0621	-	0708	-	0749	-	-	0808	0829	-	-	0925	-	-	-	1028	-	-	1117	-	-	1136	-	1228		
Highbridge & Burnham	d	0531	-	0628	-	0715	-	0757	-	-	0815	0837	-	-	0933	-	-	-	1036	-	-	1125	-	-	1144	-	1236		
Weston-super-Mare	a	0541	-	0638	-	0725	-	0807	-	↔	0825	0847	-	-	0943	-	-	-	1046	-	-	1135	-	↔	1154	-	1246		
Weston-super-Mare	d	0542	0620	0640	-	0727	0738	0810	-	0810	0827	0848	-	0910	0945	0958	-	1010	1048	-	1110	1145	-	1145	1158	-	1210	1248	
Weston Milton	d	0545	-	0643	-	-	0742	↔	-	0813	-	-	-	0913	-	-	-	1013	-	-	1113	↔	-	-	-	-	1213	-	
Worle	d	0549	0626	0648	-	0733	0746	-	-	0817	0833	0854	-	0917	0952	1004	-	1017	1054	-	1117	-	-	1152	1204	-	1217	1254	
Yatton	d	0555	0632	0654	-	0739	0752	-	-	0823	0839	0900	-	0923	0958	1010	-	1023	1100	-	1123	-	-	1158	1210	-	1223	1300	
Nailsea & Backwell	d	0601	0638	0700	-	0745	0758	-	-	0829	0845	0906	-	0929	1005	1016	-	1029	1106	-	1129	-	-	1205	1216	-	1229	1306	
Parson Street	d	0609	-	0706	-	-	0805	-	-	0837	-	-	-	0937	-	-	-	1037	-	-	1137	-	-	-	-	-	1237	-	
Bedminster	d	0612	-	0710	-	-	0809	-	-	0840	-	-	-	0940	-	-	-	1040	-	-	1140	-	-	-	-	-	1240	-	
Bristol Temple Meads	⑩ a	0618	0648	0713	0724	0754	0812	-	0824	0844	0854	0916	0924	0944	1014	1026	1030	1044	1117	1124	1144	-	1151	1216	1225	1228	1244	1315	
Avonmouth	a	-	-	-	-	-	-	-	-	0913	-	-	-	1013	-	-	-	1113	-	-	1213	-	-	-	-	-	1313	-	
Severn Beach	a	-	-	-	-	-	-	-	-	0924	-	-	-	1024	-	-	-	1124	-	-	1224	-	-	-	-	-	1324	-	
Filton Abbey Wood	a	-	-	0727	-	-	0831	-	-	-	-	0935	-	-	1040	-	-	1140	-	-	-	-	-	1240	-	-	1330	-	
Bristol Parkway	⑦ a	-	-	-	0740	-	-	-	0840	-	-	-	0940	-	-	-	1040	-	-	1140	-	-	1208	-	-	1240	-	-	
Bath Spa	⑦ a	-	0711	-	-	0811	-	-	-	-	-	0913	-	-	-	1041	-	-	-	-	-	-	-	-	1241	-	-	-	
London Paddington	⑥ a	-	0835	-	-	0936	-	-	-	-	-	1039	-	-	-	-	1205	-	-	-	-	-	-	-	1407	-	-	-	
Patchway	a	-	-	0733	-	-	0835	-	-	-	-	0939	-	-	1044	-	-	-	1144	-	-	-	-	1244	-	-	1334		
Severn Tunnel Junction	a	-	-	0744	-	-	0846	-	-	-	-	0949	-	-	1054	-	-	-	1154	-	-	-	-	1254	-	-	1344		
Newport	a	-	-	0755	-	-	0856	-	-	-	-	0959	-	-	1104	-	-	-	1204	-	-	-	-	1304	-	-	1354		
Cardiff Central	⑦ a	-	-	0810	-	-	0910	-	-	-	-	1014	-	-	1120	-	-	-	1219	-	-	-	-	1319	-	-	1409		
Train continues to		EDB				EDB				EDB				EDB				ABD				MAN				EDB			

Operator		GW	XC	GW	GW	GW	XC	GW	GW	GW	XC	GW	XC	GW	GW	XC	GW	GW	GW	XC	GW	GW	XC	GW	GW	XC	GW				
Facilities		■	○	■	■	■	○	■	■	■	○	■	○	■	■	○	■	■	■	○	■	■	○	■	○	■	○				
Exeter St Davids	⑥ d	-	1227	-	-	-	1327	-	1350	-	1427	-	1452	-	-	1527	-	1555	-	1627	-	1652	-	1727	-	-	1827	-			
Tiverton Parkway	d	-	1240	-	-	-	1340	-	1405	-	1440	-	1505	-	-	1540	-	-	-	1640	-	-	-	1740	-	-	1840	-			
Taunton	d	-	1253	-	1318	-	1353	-	1418	-	1453	-	1518	1522	-	1553	-	1619	-	1653	-	1718	-	1753	-	1816	1853	-			
Bridgwater	d	-	-	-	1329	-	-	-	1428	-	-	-	-	1532	-	-	-	1630	-	-	-	1728	-	-	-	1827	-	-			
Highbridge & Burnham	d	-	-	-	1336	-	-	-	1436	-	-	-	-	1539	-	-	-	1637	-	-	-	1736	-	-	-	1835	-	-			
Weston-super-Mare	a	-	-	-	1346	-	-	-	1446	-	-	-	1538	1549	-	-	-	1647	-	-	-	1746	-	-	-	1845	-	-			
Weston-super-Mare	d	1302	-	1310	1348	1402	-	1410	1448	1502	-	1510	1540	1550	1602	-	1610	1648	1702	-	1710	1748	1802	-	1810	1848	-	1910			
Weston Milton	d	-	-	1313	-	-	-	1413	-	-	-	1513	-	-	-	-	1613	-	-	-	1713	-	-	-	1813	-	-	1913			
Worle	d	-	-	1317	1354	-	-	1417	1454	-	-	1517	-	1556	-	-	1617	1654	-	-	1717	1754	-	-	1817	1854	-	1917			
Yatton	d	-	-	1323	1400	-	-	1423	1500	1513	-	1523	-	1602	-	-	1623	1700	-	-	1723	1800	-	-	1823	1900	-	1923			
Nailsea & Backwell	d	-	-	1329	1406	-	-	1429	1506	-	-	1529	-	1608	-	-	1629	1706	-	-	1729	1806	-	-	1829	1906	-	1929			
Parson Street	d	-	-	1337	-	-	-	1437	-	-	-	1537	-	-	-	-	1636	1713	-	-	1737	-	-	-	1838	-	-	1936			
Bedminster	d	-	-	1340	-	-	-	1440	-	-	-	1540	-	-	-	-	1639	1716	-	-	1740	-	-	-	1841	-	-	1939			
Bristol Temple Meads	⑩ a	1320	1324	1344	1415	1421	1424	1444	1515	1526	1528	1544	1557	1618	1622	1625	1643	1720	1723	1726	1744	1816	1820	1824	1844	1916	1927	1943			
Avonmouth	a	-	-	1413	-	-	-	1512	-	-	-	1613	-	-	-	-	1713	-	-	-	1812	-	-	-	1913	-	-	2013			
Severn Beach	a	-	-	1424	-	-	-	-	-	-	-	1624	-	-	-	-	1724	-	-	-	1823	-	-	-	1924	-	-	2024			
Filton Abbey Wood	a	-	-	-	1439	-	-	-	1534	-	-	-	-	1629	-	-	-	1740	-	-	-	1839	-	-	-	1943	-	-			
Bristol Parkway	⑦ a	-	1340	-	-	-	1440	-	-	-	1540	-	1608	-	-	1640	-	-	-	1740	-	-	-	1841	-	-	1937	-			
Bath Spa	⑦ a	1341	-	-	-	1441	-	-	1541	-	-	-	-	1641	-	-	-	1741	-	-	-	1841	-	-	-	-	-	-			
London Paddington	⑥ a	1505	-	-	-	1605	-	-	1707	-	-	-	-	1805	-	-	-	1907	-	-	-	2005	-	-	-	-	-	-			
Patchway	a	-	-	-	1444	-	-	-	1538	-	-	-	-	1633	-	-	-	1744	-	-	-	1844	-	-	-	1947	-	-			
Severn Tunnel Junction	a	-	-	-	1454	-	-	-	1549	-	-	-	-	1643	-	-	-	1754	-	-	-	1854	-	-	-	1957	-	-			
Newport	a	-	-	-	1505	-	-	-	1559	-	-	-	-	1653	-	-	-	1804	-	-	-	1907	-	-	-	2013	-	-			
Cardiff Central	⑦ a	-	-	-	1520	-	-	-	1613	-	-	-	-	1708	-	-	-	1819	-	-	-	1922	-	-	-	2027	-	-			
Train continues to		GLC				GLC				EDB				MAN				EDB				YRK				LDS				LDS	

Operator		GW	XC	GW	GW	GW	XC	GW	GW	GW	GW	GW	XC	GW	GW
Facilities		■	○	■	■	■	○	■	■	■	■	■	○	■	■
Exeter St Davids	⑥ d	-	1927	-	-	1955	2008	-	-	2052	-	-	2109	-	2117
Tiverton Parkway	d	-	1940	-	-	2010	2021	-	-	2106	-	-	2122	-	2132
Taunton	d	1910	1953	-	1956	2022	2034	-	2104	2119	-	2130	2142	-	2146
Bridgwater	d	1921	-	-	2007	2033	-	-	2115	-	-	2141	-	-	2157
Highbridge & Burnham	d	1928	-	-	2014	2040	-	-	2122	-	-	2149	-	-	2204
Weston-super-Mare	a	1938	-	-	2024	2050	-	↔	2132	-	↔	2159	-	↔	2214
Weston-super-Mare	d	1940	-	2008	2026	2051	-	2051	2135	-	2135	2200	-	2200	2215
Weston Milton	d	-	-	2012	-	↔	-	2055	↔	-	2138	↔	-	-	2218
Worle	d	1946	-	2017	-	-	-	2059	-	-	2143	-	-	2206	2222
Yatton	d	1952	-	2023	2036	-	-	2105	-	-	2149	-	-	2212	2228
Nailsea & Backwell	d	1958	-	2029	2042	-	-	2111	-	-	2155	-	-	2218	2234
Parson Street	d	-	-	2036	-	-	-	2118	-	-	2202	-	-	-	2241
Bedminster	d	-	-	2039	-	-	-	2121	-	-	2205	-	-	-	2244
Bristol Temple Meads	⑩ a	2007	2024	2044	2052	-	2105	2125	-	2150	2208	-	2214	2228	2250
Avonmouth	a	-	-	-	-	-	-	-	-	-	-	-	-	-	-
Savern Beach	a	-	-	-	-	-	-	-	-	-	-	-	-	-	-
Filton Abbey Wood	a	2017	-	-	-	-	-	2134	-	-	-	-	-	-	-
Bristol Parkway	⑦ a	2020	2041	-	-	-	-	-	-	-	-	-	-	-	-
Bath Spa	⑦ a	-	-	-	2112	-	-	-	-	2211	-	-	-	2242	-
London Paddington	⑮ a	-	-	-	2237	-	-	-	-	2340	-	-	-	0024	-
Patchway	a	-	-	-	-	-	-	2139	-	-	-	-	-	-	-
Savern Tunnel Junction	a	-	-	-	-	-	-	2151	-	-	-	-	-	-	-
Newport	a	-	-	-	-	-	-	2201	-	-	-	-	-	-	-
Cardiff Central	⑦ a	-	-	-	-	-	-	2215	-	-	-	-	-	-	-
Train continues to		GCR	DBY												



TAUNTON AND WESTON-SUPER-MARE TO BRISTOL

SUNDAYS

Operator		GW	GW	GW	GW	XC	GW	GW	GW	XC	GW	XC	GW	XC	GW	GW	GW	XC	GW	XC	GW	XC	GW	GW	XC				
Facilities		■	■	■	■	●	■	■	■	●	●	■	●	■	●	■	■	■	●	■	●	■	●	■	●				
Exeter St Davids	⑥ d	-	0759	-	0946	1027	-	-	1050	1127	-	1134	1147	1227	-	-	-	-	1300	-	1327	-	1345	1400	-	1427	-	1450	1527
Tiverton Parkway	d	-	0814	-	1000	1040	-	-	1104	1140	-	1148	1203	1240	-	-	-	-	1315	-	1340	-	-	1414	-	1440	-	-	1540
Taunton	d	-	0827	-	1013	1053	-	-	1116	1153	-	1200	1215	1253	-	-	-	1316	1328	-	1353	-	1416	1426	-	1453	-	1516	1553
Bridgwater	d	-	0838	-	1023	-	-	-	1127	-	-	-	1225	-	-	-	-	1327	-	-	-	-	1426	-	-	-	-	1527	-
Highbridge & Burnham	d	-	0846	-	1030	-	-	-	1134	-	-	-	1232	-	-	-	-	1334	-	-	-	-	1433	-	-	-	-	1534	-
Weston-super-Mare	a	-	0856	-	1040	-	-	-	1144	-	-	1220	1242	-	-	-	-	1344	-	↵	-	-	1442	-	↵	-	-	1544	-
Weston-super-Mare	d	0829	0857	1010	1041	-	1110	1131	1145	-	1210	1225	1243	-	1310	1328	1345	-	1345	-	1410	1444	-	1444	-	1510	1545	-	-
Weston Milton	d	-	0900	1013	-	-	1113	-	-	-	1213	-	-	-	1313	-	↵	-	-	-	1413	↵	-	-	-	1513	-	-	-
Worle	d	0835	0904	1017	1047	-	1117	1137	1151	-	1217	-	1249	-	1317	1334	-	-	1351	-	1417	-	-	1451	-	1517	1551	-	-
Yatton	d	0841	0910	1023	1053	-	1123	1142	1157	-	1223	-	1255	-	1323	1340	-	-	1357	-	1423	-	-	1457	-	1523	1557	-	-
Nailsea & Backwell	d	0847	0916	1029	1059	-	1129	1148	1203	-	1229	-	1301	-	1329	1346	-	-	1403	-	1429	-	-	1502	-	1529	1603	-	-
Parson Street	d	-	0924	1037	-	-	1137	-	-	-	1237	-	-	-	1337	-	-	-	-	-	1437	-	-	-	-	1537	-	-	-
Bedminster	d	-	0927	1040	-	-	1140	-	-	-	1240	-	-	-	1340	-	-	-	-	-	1440	-	-	-	-	1540	-	-	-
Bristol Temple Meads	⑩ a	0855	0931	1044	1108	1124	1144	1157	1212	1224	1244	1248	1311	1324	1344	1356	-	1359	1413	1424	1444	-	1458	1511	1524	1544	1612	1624	-
Avonmouth	a	-	-	1113	-	-	1213	-	-	-	1313	-	-	-	1413	-	-	-	-	-	1513	-	-	-	-	1613	-	-	-
Severn Beach	a	-	-	1124	-	-	1224	-	-	-	1324	-	-	-	1424	-	-	-	-	-	1524	-	-	-	-	1624	-	-	-
Filton Abbey Wood	a	-	0947	-	1121	-	-	-	1221	-	-	-	1328	-	-	-	-	-	1424	-	-	-	-	1520	-	-	1624	-	-
Bristol Parkway	⑦ a	-	-	-	-	1138	-	-	-	1238	-	1307	-	1338	-	-	-	1409	-	1438	-	-	1508	-	1538	-	-	1638	-
Bath Spa	⑦ a	0911	-	-	-	-	-	1211	-	-	-	-	-	-	1411	-	-	-	-	-	-	-	-	-	-	-	-	-	-
London Paddington	⑥ a	1036	-	-	-	-	-	1335	-	-	-	-	-	-	-	1536	-	-	-	-	-	-	-	-	-	-	-	-	-
Patchway	a	-	-	-	1124	-	-	-	-	-	-	1332	-	-	-	-	-	1428	-	-	-	-	-	-	-	1628	-	-	-
Severn Tunnel Junction	a	-	-	-	1134	-	-	-	1234	-	-	1342	-	-	-	-	-	1438	-	-	-	-	1532	-	-	1638	-	-	-
Newport	a	-	1010	-	1144	-	-	-	1243	-	-	1352	-	-	-	-	-	1448	-	-	-	-	1542	-	-	1648	-	-	-
Cardiff Central	⑦ a	-	1024	-	1158	-	-	-	1258	-	-	1406	-	-	-	-	-	1502	-	-	-	-	1557	-	-	1703	-	-	-
Train continues to						ABD					GLC		MAN		EDB				MAN		EDB		MAN		EDB				EDB

Operator		GW	GW	XC	GW	GW	XC	GW	GW	XC	GW	XC	GW	GW	GW	GW	GW	GW	GW
Facilities		■	■	●	■	■	●	■	■	●	■	●	■	■	■	■	■	■	■
Exeter St Davids	⑥ d	-	1549	1627	-	1650	1727	-	-	1827	-	1927	-	-	2026	2114	-	-	-
Tiverton Parkway	d	-	1603	1640	-	1704	1740	-	-	1840	-	1940	-	-	2041	2128	-	-	-
Taunton	d	-	1616	1653	-	1720	1753	-	1810	1853	1926	1953	2016	-	2054	2141	2210	-	-
Bridgwater	d	-	1626	-	-	1730	-	-	1821	-	1937	-	2027	-	2105	-	2220	-	-
Highbridge & Burnham	d	-	1633	-	-	1737	-	-	1829	-	1944	-	2034	-	2113	-	2227	-	-
Weston-super-Mare	a	-	1643	-	-	1747	-	-	1839	-	1953	-	2044	-	2123	2201	2238	-	-
Weston-super-Mare	d	1608	1645	-	1709	1748	-	1810	1840	-	1954	-	2045	2105	2125	2203	2239	2349	-
Weston Milton	d	1611	-	-	1712	-	-	1813	1844	-	1958	-	2048	-	2128	-	2242	2352	-
Worle	d	1616	1651	-	1716	1754	-	1817	1848	-	2002	-	2053	-	2132	-	2247	2356	-
Yatton	d	1622	1657	-	1722	1800	-	1823	1854	-	2007	-	2059	-	2138	-	2253	0002	-
Nailsea & Backwell	d	1628	1703	-	1728	1806	-	1829	1900	-	2013	-	2105	-	2144	-	2259	0008	-
Parson Street	d	1636	-	-	1736	-	-	1837	1907	-	2019	-	2111	-	2152	-	2305	0016	-
Bedminster	d	1639	-	-	1739	-	-	1840	1909	-	2022	-	2114	-	2155	-	2308	0019	-
Bristol Temple Meads	⑩ a	1643	1712	1724	1743	1815	1824	1844	1914	1924	2027	2028	2118	2123	2159	2221	2312	0024	-
Avonmouth	a	1713	-	-	1813	-	-	1913	-	-	-	-	-	-	-	-	-	-	-
Severn Beach	a	1724	-	-	1824	-	-	1929	-	-	-	-	-	-	-	-	-	-	-
Filton Abbey Wood	a	-	1721	-	-	1827	-	-	-	-	-	-	-	-	-	-	-	-	-
Bristol Parkway	⑦ a	-	-	1738	-	-	1838	-	-	1939	-	2039	-	-	-	-	-	-	-
Bath Spa	⑦ a	-	-	-	-	-	-	-	-	-	-	-	-	-	2240	-	-	-	-
London Paddington	⑥ a	-	-	-	-	-	-	-	-	-	-	-	-	-	0015	-	-	-	-
Patchway	a	-	1726	-	-	1831	-	-	-	-	-	-	-	-	-	-	-	-	-
Severn Tunnel Junction	a	-	1736	-	-	1841	-	-	-	-	-	-	-	-	-	-	-	-	-
Newport	a	-	1745	-	-	1850	-	-	-	-	-	-	-	-	-	-	-	-	-
Cardiff Central	⑦ a	-	1800	-	-	1907	-	-	-	-	-	-	-	-	-	-	-	-	-
Train continues to						LDS					LDS		LDS						

Travelling to Minehead or Butlins?

Buses of Somerset service 28 provides a regular connecting bus from outside Taunton station.

Find out more at [Firstbus.co.uk/somerset](https://www.firstbus.co.uk/somerset)

Changes to our timetables

The times shown in this timetable are a guide to our services. Train times may change late at night or at weekends to allow maintenance work to be done. You should always confirm your train times online, less than 24 hours prior to travelling: [GWR.com/Check](https://www.gwr.com/Check)