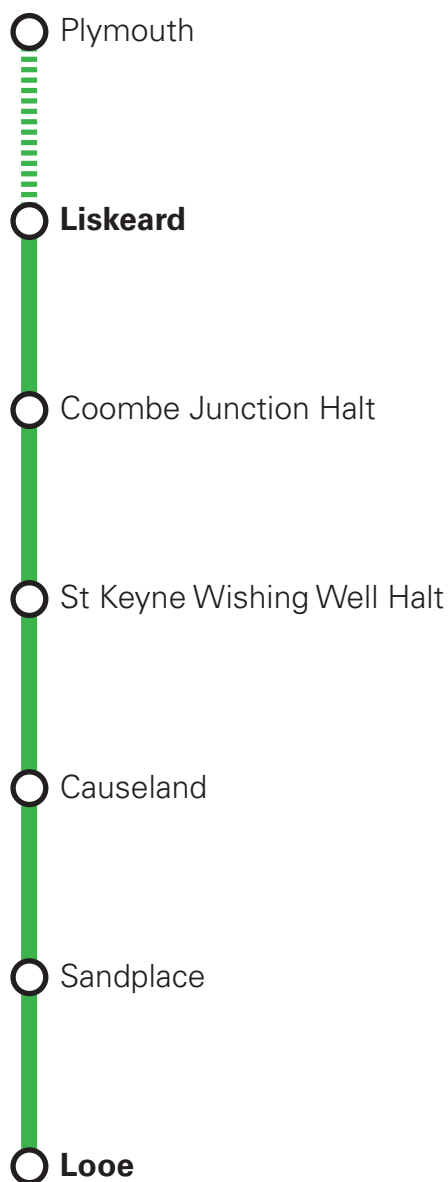




Great
Western
Railway



K2

Train Times

18 May to
13 December 2025



Check before you travel.



GWR.com/check



Search for **GWR** in your app store

This timetable shows trains between Liskeard and Looe (The Looe Valley line). All services in this timetable are operated by Great Western Railway.

Changes to published times

Improvement works may affect services, especially at weekends. Services may also be different on public holidays. Always check your journey before you leave at [GWR.com/check](https://www.gwr.com/check)

Replacement buses

Animals[†], non-folding bikes, and large items of luggage can't be taken on our buses.

[†]Assistance dogs can be taken.

National Rail

Find out more about train times and fares.

Call **03457 48 49 50*** (24 hours, calls may be recorded) or go to [nationalrail.co.uk](https://www.nationalrail.co.uk)

You can also find the National Rail Conditions of Travel here.

Bags and Luggage

You can bring up to 3 pieces of luggage, with a maximum size of 30 x 70 x 90cm. Small and medium sized bags can be stored under your seats or in the overhead racks. Large items can be stored in the dedicated luggage areas. Surfboards can't be taken on our IET services. Look for GWR trains shown with a ■ symbol in our timetables.

Bikes

Reservations on our IET services are strongly recommended. Full details about bringing your bike onboard our services can be found at [GWR.com/Bikes](https://www.gwr.com/Bikes)

When travelling to or from London Paddington, all non-folding bikes without a reservation will not be permitted on services arriving between 0730 and 0930 or departing between 1600 and 1900 on Mondays to Fridays, excluding Public Holidays.

On all other GWR services, bikes are welcome on a first-come, first-served basis.

Short platforms

Some stations have short platforms. In some cases, you can only join or leave the train from certain carriages. Please listen for announcements.

Free Wi-Fi and plug sockets are available on most trains.

Delay Repay

You are entitled to compensation if your journey has been delayed for 15 minutes or more.

Find out more at [GWR.com/DelayRepay](https://www.gwr.com/DelayRepay)

Great Western Railway Customer Panel

Our panel is set up for you to tell us your thoughts and give us feedback on how we are doing.

Find out more at [GWR.com/Panel](https://www.gwr.com/Panel)



Penalty Fares

If you don't have a valid ticket you may have to pay a Penalty Fare.

Find out more at [GWR.com/revenueprotection](https://www.gwr.com/revenueprotection)

Transport Focus

The UK's independent watchdog for passengers and road users. Call **0300 123 2350*** or find out more at transportfocus.org.uk

Seat reservations on GWR services

Reservations are recommended on many of our trains. When you buy a ticket, we will allocate you a seat if one is available. We leave some space for those with walk-up tickets, or who may have been disrupted.

Our seat guarantee

If you have a reservation on a GWR service and have to stand, you are entitled to compensation. Find out more at [GWR.com](https://www.gwr.com)

The Devon & Cornwall Rail Partnership

This Partnership works to promote rail travel in the region and to improve services and facilities at our stations.

Find out more at dcrp.org.uk

**Devon & Cornwall
RAIL PARTNERSHIP**

* Standard network charges apply. Calls from mobiles may be higher

All information correct at time of publication. Errors and omissions excepted.

Download the most up-to-date version at [GWR.com/timetables](https://www.gwr.com/timetables)

Large print timetables

are available for our partially sighted customers. Call **03457 000 125*** or email **GWR.Feedback@GWR.com**

* Standard network charges apply. Calls from mobiles may be higher.

Passenger Assist

You can arrange help, check station accessibility, buy a ticket and reserve a seat by calling us on Freephone **0800 197 1329** or by text relay **18001 0800 197 1329** (open 24 hours a day except 25 and 26 December Christmas Day and Boxing Day). You may book assistance by completing the online booking form available on our website.

Station accessibility

All of our stations are classified for their level of accessibility:

Category A: This station has step-free access to all platforms

Category B: This station has a degree of step-free access to the platform, which may be in both directions or in one direction only. Check details on our website

Category C: This station does not have step-free access to any platform

Full details can be found at **GWR.com/PassengerAssist**

Operator

GW Great Western Railway

For details of accessibility at any station, check **nationalrail.co.uk**

Station	CRS	Operator	Access Category	Ticket office hours			Ticket machine	Toilets	Car Park	Bike Rack
				Weekdays	Saturdays	Sundays				
Causeland	CAU	GW	B	Unstaffed	Unstaffed	Unstaffed				●
Coombe Junction Halt	COE	GW	B	Unstaffed	Unstaffed	Unstaffed				
Liskeard	LSK	GW	B	0700-1800	0800-1800	0915-1645	●	● ♿	●	●
Looe	LOO	GW	A	Unstaffed	Unstaffed	Unstaffed			●	●
Plymouth	PLY	GW	A	0625-2000	0625-1900	0800-1900	●	● ♿	●	●
St Keyne	SKN	GW	B	Unstaffed	Unstaffed	Unstaffed				●
Wishing Well Halt										
Sandplace	SDP	GW	A	Unstaffed	Unstaffed	Unstaffed				●

NOTES AND SYMBOLS

- Bold**

Through service
- Light

Connecting service
- Green

Runs on certain days only, or has differences at some stations. Please check notes for details
- @

Minimum time, in minutes, you need to allow between connecting services (this is only shown at stations where this differs from the standard 5 minute allowance)
- 🚌



PlusBus available. For more details, visit **plusbus.info**
- a



Arrival time
- d



Departure time
- x

Stops on request. Please tell the Conductor if you wish to leave. Please signal to the Driver if you wish to board

LISKEARD TO LOOE (THE LOOE VALLEY LINE)

MONDAYS TO FRIDAYS	Plymouth 	d	0533	0742	0847	1014	1120	1219	1312	1442	1550	1647	1746	1925	2029
	Liskeard 	⑥ d	0655	0816	0937	1048	1154	1257	1358	1515	1618	1719	1824	2005	2116
	Coombe Junction Halt	d	.	0824	1407
	St Keyne Wishing Well Halt	d	0708x	0832x	0950x	.	1207x	1310x	1414x	.	1631x	.	1837x	2018x	2129x
	Causeland	d	0711x	0835x	0953x	.	1210x	1313x	1417x	.	1634x	.	1840x	2021x	2132x
	Sandplace	d	0716x	0838x	0956x	.	1213x	1316x	1420x	.	1637x	.	1843x	2024x	2135x
	Looe	a	0725	0849	1007	1116	1224	1327	1431	1543	1648	1747	1854	2035	2146

SATURDAYS	Plymouth 	d	0515	0740	0847	0945	1115	1139	1318	1417	1551	1638	1743	1934	2023
	Liskeard 	⑥ d	0655	0815	0936	1051	1150	1254	1355	1510	1623	1724	1825	2007	2110
	Coombe Junction Halt	d	.	0823	1404
	St Keyne Wishing Well Halt	d	0708x	0831x	0949x	.	1203x	1307x	1411x	.	1636x	.	1838x	2020x	2123x
	Causeland	d	0711x	0834x	0953x	.	1207x	1310x	1414x	.	1639x	.	1842x	2023x	2126x
	Sandplace	d	0714x	0837x	0955x	.	1209x	1313x	1417x	.	1642x	.	1844x	2026x	2129x
	Looe	a	0725	0848	1006	1119	1220	1324	1428	1538	1653	1752	1855	2037	2140



SUNDAYS UNTIL 26 OCT	Plymouth 	d	0845	0958	1135	1315	1440	1540	1715	1940					
	Liskeard 	⑥ d	0931	1034	1211	1351	1512	1625	1755	2015					
	Coombe Junction Halt	d					
	St Keyne Wishing Well Halt	d	0944x	1047x	1224x	1404x	1525x	1638x	1808x	2028x					
	Causeland	d	0947x	1050x	1227x	1407x	1528x	1641x	1811x	2031x					
	Sandplace	d	0950x	1053x	1230x	1410x	1531x	1644x	1814x	2034x					
	Looe	a	1001	1104	1241	1421	1542	1655	1825	2045					



Changes to our timetables



The times shown in this timetable are a guide to our services. Train times may change late at night or at weekends to allow maintenance work to be done. You should always confirm your train times online, less than 24 hours prior to travelling at [GWR.com/check](https://www.gwr.com/check)

No Sunday services after 26 October 2025

LOOE TO LISKEARD (THE LOOE VALLEY LINE)

MONDAYS TO FRIDAYS	Looe	d	0733	0902	1009	1118	1226	1329	1434	1545	1650	1749	1902	2042	2155
	Sandplace	d	0738x	0907x	1014x	.	1231x	.	1439x	1550x	.	1754x	1907x	2047x	2200x
	Causeland	d	0741x	0910x	1017x	.	1234x	.	1442x	1553x	.	1757x	1910x	2050x	2203x
	St Keyne Wishing Well Halt	d	0744x	0913x	1020x	.	1237x	.	1445x	1556x	.	1800x	1913x	2053x	2206x
	Coombe Junction Halt	d	.	0927	1459
	Liskeard 	⑥ a	0802	0934	1038	1143	1255	1355	1506	1613	1715	1818	1931	2111	2224
	Plymouth 	a	0844	1011	1109	1212	1352	1447	1546	1645	1747	1919	2002	2213	2300

SATURDAYS	Looe	d	0731	0901	1008	1121	1222	1326	1435	1540	1655	1754	1905	2039	2142
	Sandplace	d	0736x	0906x	1013x	.	1227x	.	1440x	1545x	.	1759x	1910x	2044x	2147x
	Causeland	d	0739x	0909x	1016x	.	1230x	.	1443x	1548x	.	1803x	1913x	2047x	2150x
	St Keyne Wishing Well Halt	d	0742x	0912x	1019x	.	1233x	.	1446x	1551x	.	1805x	1916x	2050x	2153x
	Coombe Junction Halt	d	.	0924	1500
	Liskeard 	⑥ a	0800	0933	1036	1147	1251	1352	1507	1608	1721	1823	1934	2108	2210
	Plymouth 	a	0846	1009	1109	1310	1353	1447	1547	1722	1812	1943	2004	.	2243

SUNDAYS UNTIL 26 OCT	Looe	d	1003	1106	1243	1433	1544	1704	1845	2049					
	Sandplace	d	1008x	1111x	1248x	1438x	1549x	1709x	1850x	2054x					
	Causeland	d	1011x	1114x	1251x	1441x	1552x	1712x	1853x	2057x					
	St Keyne Wishing Well Halt	d	1014x	1117x	1254x	1444x	1555x	1715	1856x	2100x					
	Coombe Junction Halt	d					
	Liskeard 	⑥ a	1032	1134	1312	1502	1612	1733	1914	2118					
	Plymouth 	a	1112	1204	1346	1545	1711	1809	1947	2221					

Changes to our timetables

The times shown in this timetable are a guide to our services. Train times may change late at night or at weekends to allow maintenance work to be done. You should always confirm your train times online, less than 24 hours prior to travelling at [GWR.com/check](https://www.gwr.com/check)

No Sunday services after 26 October 2025