



# Great Western Railway

Timetable

10 September to 31 December 2018

# B3

Bristol to Cardiff, Gloucester, Cheltenham Spa, Worcester and the Malverns



---

# General Information

This timetable shows the full service from Bristol to Cardiff, Gloucester, Cheltenham Spa, Worcester and the Malverns.

<b>Contents</b>	<b>Page</b>
Great Malvern, Cheltenham Spa, Gloucester and Cardiff to Bristol	1
Bristol to Cardiff, Gloucester, Cheltenham Spa and Great Malvern	22
Ashchurch for Tewkesbury and Cheltenham Spa to Gloucester	43
Gloucester to Cheltenham Spa and Ashchurch for Tewkesbury	46

## **Amendments to published times**

Public Holidays and rail improvement works may affect services in this timetable, especially at weekends. For the latest timetable information, please visit our website or download our smartphone app. All information correct at time of publication.

## **Want to bring your bike?**

Bike reservations are compulsory on many of our services. Space is limited on board, and so we operate a strict first-come, first-served policy. Book a space at your nearest staffed station, through our Customer Support team, or when you buy your ticket online at **GWR.com**

## **Short platforms**

Some stations on our network have short platforms. In some cases you can only join or leave the train from certain carriages. Please listen for announcements.

## **PLUSBUS**

Buy an add-on ticket giving you discounted bus travel to and from many of our stations. Visit **plusbus.info** for more details.

**Free Wi-Fi** is available on most of our trains.

## **Bristol Airport connections**

A frequent express bus service runs between Bristol Temple Meads and Bristol International Airport, with a journey time of approximately 30 minutes. Please visit **flyer.bristolairport.co.uk** for more details. Through tickets are available.



**RECYCLE**  
AFTER USE

**MONDAYS TO FRIDAYS**

**GREAT MALVERN, CHELTENHAM SPA,  
GLOUCESTER AND CARDIFF TO BRISTOL**

Operator Notes Facilities		GW MX	GW A	GW	GW	GW	GW	GW	GW
Facilities		■ □							◇ □
Great Malvern	d	.	.	.	.	.	.	.	.
Malvern Link	d	.	.	.	.	.	.	.	.
Worcester Foregate St	⑦ d	.	.	.	.	.	.	.	.
Worcester Shrub Hill	⑦ d	.	.	0528	.	.	.	.	.
Ashchurch for Tewkesbury	d	.	.	0544	.	.	.	.	.
Cheltenham Spa	d	.	.	0554	.	.	.	.	.
Gloucester	⑦ a	.	.	0603	.	.	.	.	.
Gloucester	⑦ d	.	0517	.	.	.	.	0616	.
Cam & Dursley	d	.	.	.	.	.	.	0632	.
Yate	d	.	.	.	.	.	.	0645	.
Cardiff Central	⑦ d	2327p	.	.	.	.	.	.	0630
Newport	d	2345p	.	.	.	.	.	.	0644
Severn Tunnel Junction	d	0003	.	.	.	.	.	.	0655
Patchway	d	0016	.	.	.	.	.	.	0708
Bristol Parkway	⑦ a	.	.	.	.	.	.	0654	.
Bristol Parkway	⑦ d	.	.	.	0624	.	.	0657	.
Filton Abbey Wood	d	0020	.	.	0628	.	.	0701	0712
Severn Beach	d	.	.	.	.	0600	.	.	.
Avonmouth	d	.	.	.	.	0612	0629	.	.
Clifton Down	d	.	.	.	.	0625	0643	.	.
Stapleton Road	d	0025	.	.	.	0636	0653	0707	.
Lawrence Hill	d	0027	.	.	.	0638	0655	0709	.
Bristol Temple Meads	⑩ a	0033	.	.	0636	0641	0658	0713	0720
Weston-super-Mare	a	.	.	.	0702	.	.	0747	.
Taunton	a	.	.	.	0738	.	.	0823	.
Keynsham	a	.	.	.	.	.	.	.	.
Oldfield Park	a	.	.	.	.	.	.	.	.
Bath Spa	⑦ a	.	.	.	.	.	.	.	0736
Westbury	a	.	0653	.	.	.	.	.	0804
Train continues to			SOU	PAD	PNZ				PMH

Operator Notes Facilities		GW	XC	GW	GW	GW	XC	GW	GW	
Facilities		■ □							■ □	□ □
Great Malvern	d	.	.	.	.	.	.	.	.	
Malvern Link	d	.	.	.	.	.	.	.	.	
Worcester Foregate St	⑦ d	.	.	.	.	.	.	.	.	
Worcester Shrub Hill	⑦ d	.	.	.	.	0649	.	.	.	
Ashchurch for Tewkesbury	d	.	.	.	.	0705	.	.	.	
Cheltenham Spa	d	0624	.	.	.	0716	0723	.	.	
Gloucester	⑦ a	0634	.	.	.	0726	.	.	.	
Gloucester	⑦ d	0642	.	.	0705	0741	.	.	.	
Cam & Dursley	d	0657	.	.	0723	└	.	.	.	
Yate	d	0712	.	.	0738	.	.	.	.	
Cardiff Central	⑦ d	.	0700	.	.	.	.	0730	.	
Newport	d	.	0714	.	.	.	.	0744	.	
Severn Tunnel Junction	d	.	0725	.	.	.	.	0756	.	
Patchway	d	.	0737	.	.	.	.	.	.	
Bristol Parkway	⑦ a	0722	0808c	.	0748	.	0754	.	.	
Bristol Parkway	⑦ d	0724	.	.	0749	.	0755	.	0812	
Filton Abbey Wood	d	0728	0741	.	0753	.	.	0811	0816	
Severn Beach	d	.	.	0716	.	.	.	.	.	
Avonmouth	d	.	.	0726	.	.	.	.	.	
Clifton Down	d	.	.	0740	.	.	.	.	.	
Stapleton Road	d	0733	.	0752	.	.	.	.	.	
Lawrence Hill	d	0735	.	0754	.	.	.	.	.	
Bristol Temple Meads	⑩ a	0740	0751	0758	0800	.	0806	0818	0824	
Weston-super-Mare	a	.	.	.	.	.	.	.	0859	
Taunton	a	.	.	.	.	.	0842	.	0932e	
Keynsham	a	0753	.	.	0818	.	.	.	.	
Oldfield Park	a	0802	.	.	0826	.	.	.	.	
Bath Spa	⑦ a	0806	.	.	0829	.	.	0835	.	
Westbury	a	0836	.	.	.	.	.	0901	.	
Train continues to			MAN		SWI	WEY	PGN	PMH		

## MONDAYS TO FRIDAYS

GREAT MALVERN, CHELTENHAM SPA,  
GLOUCESTER AND CARDIFF TO BRISTOL

Operator		GW	GW	GW	XC	GW	GW	GW	XC
Notes									
Facilities		■	⏏		■	⏏			■
Great Malvern	d	.	.	.	.	.	.	.	.
Malvern Link	d	.	.	.	.	.	.	.	.
Worcester Foregate St	↔ ⑦ d	.	.	.	.	.	.	.	.
Worcester Shrub Hill	↔ ⑦ d	.	0708	.	.	.	.	.	.
Ashchurch for Tewkesbury	d	.	.	.	.	.	.	.	.
Cheltenham Spa	↔ d	.	0731	.	0752	.	.	.	0825
Gloucester	↔ ⑦ a	.	0740	←	.	.	.	.	.
Gloucester	↔ ⑦ d	.	.	0741	.	.	.	.	.
Cam & Dursley	d	.	.	0756	.	.	.	.	.
Yate	d	.	.	0810	.	.	.	.	.
Cardiff Central	↔ ⑦ d	.	.	.	.	0800	.	.	.
Newport	↔ d	.	.	.	.	0815	.	.	.
Severn Tunnel Junction	d	.	.	.	.	0826	.	.	.
Patchway	d	.	.	.	.	0839	.	.	.
Bristol Parkway	↔ ⑦ a	.	.	0820	0826	.	.	.	0854
Bristol Parkway	↔ ⑦ d	.	.	0820	0828	.	0845	.	0857
Filton Abbey Wood	d	.	.	0823	.	0843	0849	.	.
Severn Beach	d	0751	.	.	.	.	.	.	.
Avonmouth	d	0801	.	.	.	.	.	0836	.
Clifton Down	d	0816	.	.	.	.	.	0849	.
Stapleton Road	d	0826	.	.	.	.	0854	0901	.
Lawrence Hill	d	0828	.	.	.	.	0856	0904	.
Bristol Temple Meads	↔ ⑩ a	0832	.	0836	0840	0851	0900	0908	0911
Weston-super-Mare	↔ a	.	.	.	.	0923	.	.	.
Taunton	↔ a	.	.	.	0914	1001	.	.	.
Keynsham	a	.	.	0847	.	.	0913	.	.
Oldfield Park	a	.	.	0855	.	.	0921	.	.
Bath Spa	↔ ⑦ a	.	.	0858	.	.	0924	.	.
Westbury	a	.	.	0928	.	.	0951	.	.
Train continues to			PAD	WEY	PLY	PGN			

Operator		GW	GW	GW	XC	GW	GW	GW	XC
Notes									
Facilities		◇	⏏		■	⏏			■
Great Malvern	d	.	.	.	.	.	.	.	.
Malvern Link	d	.	.	.	.	.	.	.	.
Worcester Foregate St	↔ ⑦ d	.	.	.	.	.	.	.	.
Worcester Shrub Hill	↔ ⑦ d	.	.	.	.	.	.	.	.
Ashchurch for Tewkesbury	d	.	.	.	.	.	.	.	.
Cheltenham Spa	↔ d	.	.	.	0852	.	.	.	0926
Gloucester	↔ ⑦ a	.	.	.	.	.	.	.	.
Gloucester	↔ ⑦ d	.	.	0841	.	.	.	.	.
Cam & Dursley	d	.	.	0856	.	.	.	.	.
Yate	d	.	.	0910	.	.	.	.	.
Cardiff Central	↔ ⑦ d	0830	.	.	.	.	0900	.	.
Newport	↔ d	0844	.	.	.	.	0915	.	.
Severn Tunnel Junction	d	0855	.	.	.	.	0926	.	.
Patchway	d	.	.	.	.	.	0939	.	.
Bristol Parkway	↔ ⑦ a	.	.	0919	0925	.	.	.	0955
Bristol Parkway	↔ ⑦ d	.	0912	0919	0927	.	.	0941	0957
Filton Abbey Wood	d	0909	0916	0923	.	.	0943	0948	.
Severn Beach	d	.	.	.	.	.	.	.	.
Avonmouth	d	.	.	.	.	0915	.	.	.
Clifton Down	d	.	.	.	.	0928	.	.	.
Stapleton Road	d	.	.	0929	.	0939	.	0953	.
Lawrence Hill	d	.	.	0931	.	0941	.	.	.
Bristol Temple Meads	↔ ⑩ a	0919	0924	0935	0939	0947	0954	1001	1008
Weston-super-Mare	↔ a	.	1001	.	.	.	1022	.	.
Taunton	↔ a	.	.	.	1015	.	1059	.	.
Keynsham	a	.	.	0953	.	.	.	.	.
Oldfield Park	a	.	.	1000	.	.	.	.	.
Bath Spa	↔ ⑦ a	0934	.	1003	.	.	.	.	.
Westbury	a	1001	.	1034	.	.	.	.	.
Train continues to		PMH		WEY	PLY		PNZ		

**MONDAYS TO FRIDAYS**

**GREAT MALVERN, CHELTENHAM SPA,  
GLOUCESTER AND CARDIFF TO BRISTOL**

Operator Notes		GW	GW	GW	GW	XC	GW	GW	XC
Facilities		◇	◇			■	◇		■
Great Malvern	d	.	.	.	0850	.	.	.	.
Malvern Link	d	.	.	.	0853	.	.	.	.
Worcester Foregate St	⑦ d	.	.	.	0903	.	.	.	.
Worcester Shrub Hill	⑦ d	.	.	.	0906	.	.	.	.
Ashchurch for Tewkesbury	d	.	.	.	0924	.	.	.	.
Cheltenham Spa	d	.	.	.	0933	1000	.	.	1026
Gloucester	⑦ a	.	.	.	0942	.	.	.	.
Gloucester	⑦ d	.	.	.	0944	.	.	.	.
Cam & Dursley	d	.	.	.	0959	.	.	.	.
Yate	d	.	.	.	1013	.	.	.	.
Cardiff Central	⑦ d	0930	.	.	.	.	1000	.	.
Newport	d	0944	.	.	.	.	1015	.	.
Severn Tunnel Junction	d	0955	.	.	.	.	1026	.	.
Patchway	d	.	.	.	.	.	1039	.	.
Bristol Parkway	⑦ a	.	.	.	1022	1030	.	.	1056
Bristol Parkway	⑦ d	.	1012	.	1022	1032	.	.	1058
Filton Abbey Wood	d	1009	1016	.	1025	.	1042	.	.
Severn Beach	d	.	.	0956	.	.	.	.	.
Avonmouth	d	.	.	1004	.	.	.	1034	.
Clifton Down	d	.	.	1016	.	.	.	1049	.
Stapleton Road	d	.	.	1025	1032	.	.	1101	.
Lawrence Hill	d	.	.	.	1034	.	.	1103	.
Bristol Temple Meads	⑩ a	1019	1024	1032	1039	1043	1052	1108	1110
Weston-super-Mare	a	.	1100	.	.	.	1121	.	1132
Taunton	a	.	.	.	.	1116	1155	.	1158
Keynsham	a	.	.	.	1054	.	.	.	.
Oldfield Park	a	.	.	.	1101	.	.	.	.
Bath Spa	⑦ a	1034	.	.	1104	.	.	.	.
Westbury	a	1100	.	.	1135	.	.	.	.
Train continues to		PMH				PLY			PGN

Operator Notes		GW	GW	GW	XC	GW	GW	XC	GW
Facilities		◇	◇		■	◇		■	◇
Great Malvern	d	.	.	.	.	.	.	.	.
Malvern Link	d	.	.	.	.	.	.	.	.
Worcester Foregate St	⑦ d	.	.	.	.	.	.	.	.
Worcester Shrub Hill	⑦ d	.	.	.	.	.	.	.	.
Ashchurch for Tewkesbury	d	.	.	.	.	.	.	.	.
Cheltenham Spa	d	.	.	.	1100	.	.	1126	.
Gloucester	⑦ a	.	.	.	.	.	.	.	.
Gloucester	⑦ d	.	.	1041	.	.	.	.	.
Cam & Dursley	d	.	.	1056	.	.	.	.	.
Yate	d	.	.	1109	.	.	.	.	.
Cardiff Central	⑦ d	1030	.	.	.	.	1100	.	1130
Newport	d	1045	.	.	.	.	1115	.	1144
Severn Tunnel Junction	d	.	.	.	.	.	1126	.	.
Patchway	d	.	.	.	.	.	1139	.	.
Bristol Parkway	⑦ a	.	.	1118	1131	.	.	1155	.
Bristol Parkway	⑦ d	.	1112	1119	1132	.	.	1156	.
Filton Abbey Wood	d	1110	1116	1122	.	.	1142	.	1209
Severn Beach	d	.	.	.	.	.	.	.	.
Avonmouth	d	.	.	.	.	1115	.	.	.
Clifton Down	d	.	.	.	.	1130	.	.	.
Stapleton Road	d	.	.	1128	.	1140	.	.	.
Lawrence Hill	d	.	.	1130	.	1142	.	.	.
Bristol Temple Meads	⑩ a	1119	1124	1134	1142	1149	1151	1205	1218
Weston-super-Mare	a	.	1200	.	.	.	1220	.	.
Taunton	a	.	.	.	1214	.	1253	.	.
Keynsham	a	.	.	1155	.	.	.	.	.
Oldfield Park	a	.	.	1203	.	.	.	.	.
Bath Spa	⑦ a	1134	.	1206	.	.	.	.	1234
Westbury	a	1200	.	1236	.	.	.	.	1300
Train continues to		PMH		WEY	PLY				PMH

**MONDAYS TO FRIDAYS**

**GREAT MALVERN, CHELTENHAM SPA,  
GLOUCESTER AND CARDIFF TO BRISTOL**

Operator		GW	GW	GW	XC	GW	GW	XC	GW
Notes									
Facilities				□	■			■	◇
Great Malvern	d	.	.	1048	.	.	.	.	.
Malvern Link	d	.	.	1051	.	.	.	.	.
Worcester Foregate St	↔ ⑦ d	.	.	1103	.	.	.	.	.
Worcester Shrub Hill	↔ ⑦ d	.	.	1106	.	.	.	.	.
Ashchurch for Tewkesbury	d	.	.	1124	.	.	.	.	.
Cheltenham Spa	↔ d	.	.	1133	1159	.	.	1226	.
Gloucester	↔ ⑦ a	.	.	1144	.	.	.	.	.
Gloucester	↔ ⑦ d	.	.	1147	.	.	.	.	.
Cam & Dursley	d	.	.	1200	.	.	.	.	.
Yate	d	.	.	1214	.	.	.	.	.
Cardiff Central	↔ ⑦ d	.	.	.	.	1200	.	.	1230
Newport	↔ d	.	.	.	.	1215	.	.	1244
Severn Tunnel Junction	d	.	.	.	.	1226	.	.	.
Patchway	d	.	.	.	.	1239	.	.	.
Bristol Parkway	↔ ⑦ a	.	.	1223	1228	.	.	1256	.
Bristol Parkway	↔ ⑦ d	1212	.	1223	1230	.	.	1259	.
Filton Abbey Wood	d	1216	.	1226	.	1242	.	.	1309
Severn Beach	d	.	1154	.	.	.	.	.	.
Avonmouth	d	.	1204	.	.	.	1234	.	.
Clifton Down	d	.	1216	.	.	.	1248	.	.
Stapleton Road	d	.	1225	.	.	.	1301	.	.
Lawrence Hill	d	.	.	.	.	.	1303	.	.
Bristol Temple Meads	↔ ⑩ a	1224	1232	1235	1242	1251	1306	1310	1319
Weston-super-Mare	↔ a	1300	.	.	.	1321	.	.	.
Taunton	↔ a	.	.	.	1316	1355	.	.	.
Keynsham	a	.	.	.	.	.	.	.	.
Oldfield Park	a	.	.	.	.	.	.	.	.
Bath Spa	↔ ⑦ a	.	.	1251	.	.	.	.	1334
Westbury	a	.	.	1325	.	.	.	.	1400
Train continues to				BTN	PLY				PMH

Operator		GW	GW	XC	GW	GW	XC	GW	GW
Notes									
Facilities				■			■	◇	
Great Malvern	d	.	.	.	.	.	.	.	.
Malvern Link	d	.	.	.	.	.	.	.	.
Worcester Foregate St	↔ ⑦ d	.	.	.	.	.	.	.	.
Worcester Shrub Hill	↔ ⑦ d	.	.	.	.	.	.	.	.
Ashchurch for Tewkesbury	d	.	.	.	.	.	.	.	.
Cheltenham Spa	↔ d	.	.	1302	.	.	1326	.	.
Gloucester	↔ ⑦ a	.	.	.	.	.	.	.	.
Gloucester	↔ ⑦ d	.	1242	.	.	.	.	.	.
Cam & Dursley	d	.	1256	.	.	.	.	.	.
Yate	d	.	1310	.	.	.	.	.	.
Cardiff Central	↔ ⑦ d	.	.	.	.	1300	.	1330	.
Newport	↔ d	.	.	.	.	1316	.	1344	.
Severn Tunnel Junction	d	.	.	.	.	1327	.	.	.
Patchway	d	.	.	.	.	1340	.	.	.
Bristol Parkway	↔ ⑦ a	.	1318	1330	.	.	1356	.	.
Bristol Parkway	↔ ⑦ d	1312	1319	1332	.	.	1358	.	1412
Filton Abbey Wood	d	1316	1325	.	.	1343	.	1409	1416
Severn Beach	d	.	.	.	.	.	.	.	.
Avonmouth	d	.	.	.	1315	.	.	.	.
Clifton Down	d	.	.	.	1330	.	.	.	.
Stapleton Road	d	.	1331	.	1342	.	.	.	.
Lawrence Hill	d	.	1333	.	1344	.	.	.	.
Bristol Temple Meads	↔ ⑩ a	1324	1336	1342	1350	1353	1408	1418	1424
Weston-super-Mare	↔ a	1400	.	.	.	1425	.	.	1500
Taunton	↔ a	.	.	1416	.	1458	.	.	.
Keynsham	a	.	1355	.	.	.	.	.	.
Oldfield Park	a	.	1403	.	.	.	.	.	.
Bath Spa	↔ ⑦ a	.	1406	.	.	.	.	1434	.
Westbury	a	.	1436	.	.	.	.	1500	.
Train continues to			FRO	PLY		EXD		PMH	














**MONDAYS TO FRIDAYS**














**GREAT MALVERN, CHELTENHAM SPA,  
GLOUCESTER AND CARDIFF TO BRISTOL**

Operator		GW	GW	XC	GW	GW	XC	GW	GW
Notes									
Facilities				■ □			■ □	◇ □	
Great Malvern	d	•	1251	•	•	•	•	•	•
Malvern Link	d	•	1254	•	•	•	•	•	•
Worcester Foregate St	↔ ⑦ d	•	1303	•	•	•	•	•	•
Worcester Shrub Hill	↔ ⑦ d	•	1306	•	•	•	•	•	•
Ashchurch for Tewkesbury	d	•	1324	•	•	•	•	•	•
Cheltenham Spa	↔ d	•	1333	1402	•	•	1426	•	•
Gloucester	↔ ⑦ a	•	1343	•	•	•	•	•	•
Gloucester	↔ ⑦ d	•	1346	•	•	•	•	•	•
Cam & Dursley	d	•	1400	•	•	•	•	•	•
Yate	d	•	1414	•	•	•	•	•	•
Cardiff Central	↔ ⑦ d	•	•	•	1400	•	•	1430	•
Newport	↔ d	•	•	•	1415	•	•	1444	•
Severn Tunnel Junction	d	•	•	•	1426	•	•	•	•
Patchway	d	•	•	•	1439	•	•	•	•
Bristol Parkway	↔ ⑦ a	•	1422	1428	•	•	1456	•	•
Bristol Parkway	↔ ⑦ d	•	1423	1431	•	•	1458	•	1512
Filton Abbey Wood	d	•	1427	•	1442	•	•	1509	1516
Severn Beach	d	1356	•	•	•	•	•	•	•
Avonmouth	d	1404	•	•	•	1434	•	•	•
Clifton Down	d	1416	•	•	•	1448	•	•	•
Stapleton Road	d	1426	1432	•	•	1500	•	•	•
Lawrence Hill	d	•	1434	•	•	1502	•	•	•
Bristol Temple Meads	↔ ⑩ a	1432	1439	1443	1451	1507	1510	1518	1524
Weston-super-Mare	↔ a	•	•	•	1522	•	•	•	1600
Taunton	↔ a	•	•	1516	1602e	•	1544	•	•
Keynsham	a	•	1454	•	•	•	•	•	•
Oldfield Park	a	•	1502	•	•	•	•	•	•
Bath Spa	↔ ⑦ a	•	1505	•	•	•	•	1534	•
Westbury	a	•	1535	•	•	•	•	1604	•
Train continues to			WEY	PLY			EXD	PMH	

Operator		GW	XC	GW	GW	GW	XC	GW	GW
Notes									
Facilities				■ □			■ □	◇ □	
Great Malvern	d	•	•	•	•	•	•	•	•
Malvern Link	d	•	•	•	•	•	•	•	•
Worcester Foregate St	↔ ⑦ d	•	•	•	•	•	•	•	•
Worcester Shrub Hill	↔ ⑦ d	•	•	•	•	•	•	•	•
Ashchurch for Tewkesbury	d	•	•	•	•	•	•	•	•
Cheltenham Spa	↔ d	•	1500	•	•	•	1526	•	•
Gloucester	↔ ⑦ a	•	•	•	•	•	•	•	•
Gloucester	↔ ⑦ d	1441	•	•	•	•	•	•	•
Cam & Dursley	d	1456	•	•	•	•	•	•	•
Yate	d	1510	•	•	•	•	•	•	•
Cardiff Central	↔ ⑦ d	•	•	•	1500	•	•	1530	•
Newport	↔ d	•	•	•	1515	•	•	1544	•
Severn Tunnel Junction	d	•	•	•	1526	•	•	•	•
Patchway	d	•	•	•	1539	•	•	•	•
Bristol Parkway	↔ ⑦ a	1520	1529	•	•	•	1556	•	•
Bristol Parkway	↔ ⑦ d	1520	1531	•	•	1554	1558	•	1612
Filton Abbey Wood	d	1523	•	•	1542	1558	•	1609	1616
Severn Beach	d	•	•	•	•	•	•	•	•
Avonmouth	d	•	•	1515	•	•	•	•	•
Clifton Down	d	•	•	1531	•	•	•	•	•
Stapleton Road	d	1530	•	1542	•	•	•	•	•
Lawrence Hill	d	1531	•	1545	•	•	•	•	•
Bristol Temple Meads	↔ ⑩ a	1538	1541	1551	1551	•	1611	1619	1624
Weston-super-Mare	↔ a	•	•	•	1626	•	•	•	1700
Taunton	↔ a	•	•	1614	•	1659	•	•	•
Keynsham	a	1550	•	•	•	1612	•	•	•
Oldfield Park	a	1557	•	•	•	1619	•	•	•
Bath Spa	↔ ⑦ a	1600	•	•	•	1622	•	1634	•
Westbury	a	1631	•	•	•	•	•	1700	•
Train continues to				PLY				PMH	

**MONDAYS TO FRIDAYS**
**GREAT MALVERN, CHELTENHAM SPA,  
GLOUCESTER AND CARDIFF TO BRISTOL**

Operator		GW	GW	XC	GW	GW	GW	XC	GW
Notes									
Facilities				■ CP				■ CP	■ CP
Great Malvern	d	•	1450	•	•	•	•	•	•
Malvern Link	d	•	1453	•	•	•	•	•	•
Worcester Foregate St  ⑦	d	•	1503	•	•	•	•	•	•
Worcester Shrub Hill  ⑦	d	•	1506	•	•	•	•	•	•
Ashchurch for Tewkesbury	d	•	1524	•	•	•	•	•	•
Cheltenham Spa 	d	•	1533	1600	•	•	•	1626	•
Gloucester  ⑦	a	•	1543	•	•	•	•	•	•
Gloucester  ⑦	d	•	1546	•	•	•	•	•	•
Cam & Dursley	d	•	1600	•	•	•	•	•	•
Yate	d	•	1614	•	•	•	•	•	•
Cardiff Central  ⑦	d	•	•	•	1600	•	•	•	1630
Newport 	d	•	•	•	1615	•	•	•	1645
Severn Tunnel Junction	d	•	•	•	1626	•	•	•	1656
Patchway	d	•	•	•	1639	•	•	•	•
Bristol Parkway  ⑦	a	•	1623	1630	•	•	•	1656	•
Bristol Parkway  ⑦	d	•	1624	1631	•	1646	•	1657	•
Filton Abbey Wood	d	•	1627	•	1643	1650	•	•	1711
Severn Beach	d	1554	•	•	•	•	•	•	•
Avonmouth	d	1604	•	•	•	•	1634	•	•
Clifton Down	d	1616	•	•	•	•	1647	•	•
Stapleton Road	d	1626	1633	•	•	1655	1659	•	•
Lawrence Hill	d	•	1635	•	•	1657	1701	•	•
Bristol Temple Meads  ⑩	a	1632	1639	1643	1652	1702	1705	1710	1719
Weston-super-Mare 	a	•	•	•	1727	•	•	•	•
Taunton 	a	•	•	1716	1801e	•	•	1744	•
Keynsham	a	•	1654	•	•	1712	•	•	•
Oldfield Park	a	•	1702	•	•	1720	•	•	•
Bath Spa  ⑦	a	•	1705	•	•	1723	•	•	1735
Westbury	a	•	1736	•	•	1752	•	•	1804
Train continues to			WEY	PNZ		WMN		PGN	PMH

Operator		GW	GW	XC	GW	GW	GW	XC	GW
Notes									
Facilities				■ CP				■ CP	■ CP
Great Malvern	d	•	•	•	•	•	•	•	•
Malvern Link	d	•	•	•	•	•	•	•	•
Worcester Foregate St  ⑦	d	•	•	•	•	•	•	•	•
Worcester Shrub Hill  ⑦	d	•	•	•	•	•	•	•	•
Ashchurch for Tewkesbury	d	•	•	•	•	•	•	•	•
Cheltenham Spa 	d	•	•	1651	•	•	•	1726	•
Gloucester  ⑦	a	•	•	•	•	•	•	•	•
Gloucester  ⑦	d	•	1640	•	•	•	•	•	•
Cam & Dursley	d	•	1656	•	•	•	•	•	•
Yate	d	•	1710	•	•	•	•	•	•
Cardiff Central  ⑦	d	•	•	•	•	1700	•	•	1730
Newport 	d	•	•	•	•	1715	•	•	1744
Severn Tunnel Junction	d	•	•	•	•	1726	•	•	1755
Patchway	d	•	•	•	•	1739	•	•	•
Bristol Parkway  ⑦	a	•	1719	1725	•	•	•	1756	•
Bristol Parkway  ⑦	d	1712	1720	1726	•	•	1744	1757	•
Filton Abbey Wood	d	1716	1723	•	•	1743	1749	•	1810
Severn Beach	d	•	•	•	•	•	•	•	•
Avonmouth	d	•	•	•	1714	•	•	•	•
Clifton Down	d	•	•	•	1729	•	•	•	•
Stapleton Road	d	•	1729	•	1741	•	1754	•	•
Lawrence Hill	d	•	1731	•	1744	•	1756	•	•
Bristol Temple Meads  ⑩	a	1724	1735	1740	1747	1753	1800	1807	1819
Weston-super-Mare 	a	1801	•	•	•	1829	•	•	•
Taunton 	a	•	•	1815	•	1903	•	•	•
Keynsham	a	•	1755	•	•	•	1811	•	•
Oldfield Park	a	•	1803	•	•	•	1818	•	•
Bath Spa  ⑦	a	•	1806	•	•	•	1821	•	1834
Westbury	a	•	1836	•	•	•	1854	•	1901
Train continues to			WEY	PNZ					PMH



**MONDAYS TO FRIDAYS**
**GREAT MALVERN, CHELTENHAM SPA,  
GLOUCESTER AND CARDIFF TO BRISTOL**

Operator Notes Facilities		GW	GW	GW	GW A	GW	XC	GW	XC
							■ □		■ □
Great Malvern	d	•	•	1648	•	•	•	•	•
Malvern Link	d	•	•	1651	•	•	•	•	•
Worcester Foregate St  ⑦	d	•	•	1702	•	•	•	•	•
Worcester Shrub Hill  ⑦	d	•	•	1706	•	•	•	•	•
Ashchurch for Tewkesbury	d	•	•	1724	•	•	•	•	•
Cheltenham Spa	d	•	•	1733	1741	•	1752	•	1825
Gloucester  ⑦	a	•	•	1742	1751	•	•	•	•
Gloucester  ⑦	d	•	•	1746	1754	•	•	•	•
Cam & Dursley	d	•	•	1800	•	•	•	•	•
Yate	d	•	•	1814	•	•	•	•	•
Cardiff Central  ⑦	d	•	•	•	•	•	1800	•	•
Newport	d	•	•	•	•	•	1816	•	•
Severn Tunnel Junction	d	•	•	•	•	•	1827	•	•
Patchway	d	•	•	•	•	•	1840	•	•
Bristol Parkway  ⑦	a	•	•	1823	•	•	1828	•	1854
Bristol Parkway  ⑦	d	1812	•	1823	•	•	1830	•	1857
Filton Abbey Wood	d	1816	•	1827	•	•	•	1847	•
Severn Beach	d	•	1754	•	•	•	•	•	•
Avonmouth	d	•	1804	•	•	•	•	•	•
Clifton Down	d	•	1816	•	•	•	•	•	•
Stapleton Road	d	1820	1828	1833	•	•	•	•	•
Lawrence Hill	d	•	1830	1835	•	•	•	•	•
Bristol Temple Meads  ⑩	a	1825	1835	1838	•	•	1842	1854	1906
Weston-super-Mare	a	1900	•	•	•	•	•	1928	•
Taunton	a	•	•	•	•	•	1915	2002	•
Keynsham	a	•	•	1858	•	•	•	•	•
Oldfield Park	a	•	•	1906	•	←	•	•	•
Bath Spa  ⑦	a	•	•	1909	•	1909	•	•	•
Westbury	a	•	•	←	1931	1939	•	•	•
Train continues to					SOU		PNZ		

Operator Notes Facilities		GW	GW	GW	XC	GW	GW	XC	GW
		◇ □			■ □			■ □	◇
Great Malvern	d	•	•	•	•	•	•	•	•
Malvern Link	d	•	•	•	•	•	•	•	•
Worcester Foregate St  ⑦	d	•	•	•	•	•	•	•	•
Worcester Shrub Hill  ⑦	d	•	•	•	•	•	•	•	•
Ashchurch for Tewkesbury	d	•	•	•	•	•	•	•	•
Cheltenham Spa	d	•	•	•	1852	•	•	1925	•
Gloucester  ⑦	a	•	•	•	1901	•	•	•	•
Gloucester  ⑦	d	•	•	1842	1906	•	•	•	•
Cam & Dursley	d	•	•	1856	•	•	•	•	•
Yate	d	•	•	1910	•	•	•	•	•
Cardiff Central  ⑦	d	1830	•	•	•	1900	•	•	1930
Newport	d	1844	•	•	•	1915	•	•	1944
Severn Tunnel Junction	d	1855	•	•	•	1926	•	2035f	•
Patchway	d	•	•	•	•	1939	•	2026f	•
Bristol Parkway  ⑦	a	•	•	1919	1931	•	•	1956	•
Bristol Parkway  ⑦	d	•	•	1919	1933	•	•	1957	•
Filton Abbey Wood	d	1910	•	1924	•	1944	•	2021f	2009
Severn Beach	d	•	1845	•	•	•	•	•	•
Avonmouth	d	•	1855	•	•	•	1932	•	•
Clifton Down	d	•	1911	•	•	•	1946	•	•
Stapleton Road	d	•	1922	1929	•	•	1956	•	•
Lawrence Hill	d	•	1925	1931	•	•	1958	•	•
Bristol Temple Meads  ⑩	a	1918	1928	1934	1943	1953	2004	2009	2018
Weston-super-Mare	a	•	•	•	•	2027	•	•	•
Taunton	a	•	•	•	2016	2101	•	•	•
Keynsham	a	•	•	•	•	•	•	•	•
Oldfield Park	a	•	•	•	•	•	•	•	•
Bath Spa  ⑦	a	1935	•	•	•	•	•	•	2034
Westbury	a	2006	•	•	•	•	•	•	2100
Train continues to		PMH			PLY		CDF		PMH

**MONDAYS TO FRIDAYS**














**GREAT MALVERN, CHELTENHAM SPA,  
GLOUCESTER AND CARDIFF TO BRISTOL**

Operator Notes Facilities		GW	GW	GW	XC	GW FX	GW	GW FO	GW
					■ □	■ □		■ □	
Great Malvern	d	.	.	1850	.	.	.	.	.
Malvern Link	d	.	.	1853	.	.	.	.	.
Worcester Foregate St	↔ ⑦ d	.	.	1903	.	.	.	.	.
Worcester Shrub Hill	↔ ⑦ d	.	.	1907	.	.	.	.	.
Ashchurch for Tewkesbury	d	.	.	1924	.	.	.	.	.
Cheltenham Spa	↔ d	.	.	1934	1952	.	.	.	2020
Gloucester	↔ ⑦ a	.	.	1942	.	.	.	.	2029
Gloucester	↔ ⑦ d	.	.	1945	.	.	.	.	2039
Cam & Dursley	d	.	.	2000	.	.	.	.	↵
Yate	d	.	.	2015	.	.	.	.	.
Cardiff Central	↔ ⑦ d	.	.	.	.	.	2000	.	.
Newport	↔ d	.	.	.	.	.	2016	.	.
Severn Tunnel Junction	d	.	.	.	.	.	2027	.	.
Patchway	d	.	.	.	.	.	2040	.	.
Bristol Parkway	↔ ⑦ a	.	.	2026	2030	.	.	.	.
Bristol Parkway	↔ ⑦ d	2011	.	2027	2032	2037	.	2039	.
Filton Abbey Wood	d	2015	.	2030	.	.	2044	.	.
Severn Beach	d	.	.	.	.	.	.	.	.
Avonmouth	d	.	2003	.	.	.	.	.	.
Clifton Down	d	.	2016	.	.	.	.	.	.
Stapleton Road	d	2021	2028	.	.	.	.	.	.
Lawrence Hill	d	2023	2030	.	.	.	.	.	.
Bristol Temple Meads	↔ ⑩ a	2027	2034	2038	2042	2048	2053	2059	.
Weston-super-Mare	↔ a	.	.	.	.	.	2127	.	.
Taunton	↔ a	.	.	.	2119	.	2210e	.	.
Keynsham	a	.	.	.	.	.	.	.	.
Oldfield Park	a	.	.	.	.	.	.	.	.
Bath Spa	↔ ⑦ a	.	.	.	.	.	.	.	.
Westbury	a	.	.	.	.	.	.	.	.
<b>Train continues to</b>					<b>PLY</b>				














Operator Notes Facilities		XC	GW	GW	XC	GW	GW	GW	XC
		■ □	◇		■ □			■	■
Great Malvern	d	.	.	.	.	.	.	.	.
Malvern Link	d	.	.	.	.	.	.	.	.
Worcester Foregate St	↔ ⑦ d	.	.	.	.	.	.	.	.
Worcester Shrub Hill	↔ ⑦ d	.	.	.	.	.	.	.	.
Ashchurch for Tewkesbury	d	.	.	.	.	.	.	.	.
Cheltenham Spa	↔ d	2026	.	.	2054	.	.	2120	2126
Gloucester	↔ ⑦ a	.	.	↵	.	.	.	2129	.
Gloucester	↔ ⑦ d	.	.	2039	.	.	.	2135	.
Cam & Dursley	d	.	.	2054	.	.	.	↵	.
Yate	d	.	.	2109	.	.	.	.	.
Cardiff Central	↔ ⑦ d	.	2030	.	.	2100	.	.	.
Newport	↔ d	.	2044	.	.	2115	.	.	.
Severn Tunnel Junction	d	.	.	.	.	2126	.	.	.
Patchway	d	.	.	.	.	2139	.	.	.
Bristol Parkway	↔ ⑦ a	2055	.	2117	2125	.	.	.	2201
Bristol Parkway	↔ ⑦ d	2056	.	2119	2126	.	.	.	2203
Filton Abbey Wood	d	.	2108	2123	.	2143	.	.	.
Severn Beach	d	.	.	.	.	.	2129	.	.
Avonmouth	d	.	.	.	.	.	2139	.	.
Clifton Down	d	.	.	.	.	.	2152	.	.
Stapleton Road	d	.	.	.	.	.	2202	.	.
Lawrence Hill	d	.	.	.	.	.	2204	.	.
Bristol Temple Meads	↔ ⑩ a	2105	2117	2131	2136	2151	2207	.	2214
Weston-super-Mare	↔ a	.	.	.	.	.	.	.	.
Taunton	↔ a	2143	.	.	2215	.	.	.	.
Keynsham	a	.	.	.	.	2210	.	.	.
Oldfield Park	a	.	.	.	.	2218	.	.	.
Bath Spa	↔ ⑦ a	.	2136	.	.	2221	.	.	.
Westbury	a	.	2203	.	.	2250	.	.	.
<b>Train continues to</b>		<b>PLY</b>	<b>PMH</b>		<b>PLY</b>				

## MONDAYS TO FRIDAYS

GREAT MALVERN, CHELTENHAM SPA,  
GLOUCESTER AND CARDIFF TO BRISTOL

Operator Notes		GW	GW	XC	GW	GW FO	GW FX	GW	GW FO
Facilities			■	■					
Great Malvern	d	.	.	.	.	.	.	2136	.
Malvern Link	d	.	.	.	.	.	.	2139	.
Worcester Foregate St  ⑦ d	d	.	.	.	.	.	.	2149	.
Worcester Shrub Hill  ⑦ d	d	.	.	.	.	.	.	2152	.
Ashchurch for Tewkesbury	d	.	.	.	.	.	.	2208	.
Cheltenham Spa 	d	.	.	2152	.	.	.	2218	.
Gloucester  ⑦ a	a	.	←	2202	.	.	.	2228	.
Gloucester  ⑦ d	d	.	2135	2206	.	.	.	2232	.
Cam & Dursley	d	.	2149	.	.	.	.	2246	.
Yate	d	.	2201	.	.	.	.	2300	.
Cardiff Central  ⑦ d	d	2130	.	.	.	2204	2204	.	2236
Newport 	d	2145	.	.	.	2218	2220	.	2251
Sewern Tunnel Junction	d	2156	.	.	.	2228	2237	.	2302
Patchway	d	.	.	.	.	2241	2250	.	.
Bristol Parkway  ⑦ a	a	.	2210	2233	.	.	.	2309	.
Bristol Parkway  ⑦ d	d	.	2211	2234	.	.	.	2309	.
Filton Abbey Wood	d	2211	2217	.	.	2245	2254	.	2317
Severn Beach	d	.	.	.	.	.	.	.	.
Avonmouth	d	.	.	.	2219	.	.	.	.
Clifton Down	d	.	.	.	2232	.	.	.	.
Stapleton Road	d	.	.	.	2244	2251	2300	.	.
Lawrence Hill	d	.	.	.	2247	2254	2303	.	.
Bristol Temple Meads  ⑩ a	a	2221	2224	2243	2253	2259	2306	2319	2326
Weston-super-Mare 	a	.	.	.	.	.	.	.	.
Taunton 	a	.	.	.	.	.	.	.	.
Keynsham	a	.	.	.	.	.	.	.	.
Oldfield Park	a	.	.	.	.	.	.	.	.
Bath Spa  ⑦ a	a	.	.	.	.	.	.	.	.
Westbury	a	.	.	.	.	.	.	.	.














Train continues to














Operator Notes		GW FX	XC	GW	GW	GW	WM FO
Facilities			■				
Great Malvern	d	.	.	.	.	.	.
Malvern Link	d	.	.	.	.	.	.
Worcester Foregate St  ⑦ d	d	.	.	.	.	.	.
Worcester Shrub Hill  ⑦ d	d	.	.	.	2228	.	2346
Ashchurch for Tewkesbury	d	.	.	.	2251	.	2359
Cheltenham Spa 	d	.	2252	.	2305	.	0008
Gloucester  ⑦ a	a	.	.	.	2317	.	0019
Gloucester  ⑦ d	d	.	.	.	.	.	.
Cam & Dursley	d	.	.	.	.	.	.
Yate	d	.	.	.	.	.	.
Cardiff Central  ⑦ d	d	2236	.	.	.	2327	.
Newport 	d	2254	.	.	.	2345	.
Sewern Tunnel Junction	d	2311	.	.	.	0003	.
Patchway	d	.	.	.	.	0016	.
Bristol Parkway  ⑦ a	a	.	2321	.	.	.	.
Bristol Parkway  ⑦ d	d	.	2323	.	.	.	.
Filton Abbey Wood	d	2326	.	.	.	0020	.
Severn Beach	d	.	.	2308	.	.	.
Avonmouth	d	.	.	2318	.	.	.
Clifton Down	d	.	.	2338	.	.	.
Stapleton Road	d	.	.	2348	.	0025	.
Lawrence Hill	d	.	.	2350	.	0027	.
Bristol Temple Meads  ⑩ a	a	2338	2341	2354	.	0033	.
Weston-super-Mare 	a	.	.	.	.	.	.
Taunton 	a	.	.	.	.	.	.
Keynsham	a	.	.	.	.	.	.
Oldfield Park	a	.	.	.	.	.	.
Bath Spa  ⑦ a	a	.	.	.	.	.	.
Westbury	a	.	.	.	.	.	.

Train continues to

## SATURDAYS














GREAT MALVERN, CHELTENHAM SPA,  
GLOUCESTER AND CARDIFF TO BRISTOL

Operator		WM	GW	GW	GW	GW	GW	GW	XC
Notes									
Facilities				■ CP			◇		■
Great Malvern	d	.	.	.	.	.	.	.	.
Malvern Link	d	.	.	.	.	.	.	.	.
Worcester Foregate St  ⑦	d	.	.	.	.	.	.	.	.
Worcester Shrub Hill  ⑦	d	2346p	.	.	.	.	.	.	.
Ashchurch for Tewkesbury	d	2359p	.	.	.	.	.	.	.
Cheltenham Spa 	d	0008	.	.	.	.	.	.	.
Gloucester  ⑦	a	0019	.	.	.	.	.	.	.
Gloucester  ⑦	d	.	.	.	.	0621	.	.	.
Cam & Dursley	d	.	.	.	.	0636	.	.	.
Yate	d	.	.	.	.	0651	.	.	.
Cardiff Central  ⑦	d	.	2337p	0455	.	.	0630	.	0700
Newport 	d	.	2345p	0509	.	.	0644	.	0715
Severn Tunnel Junction	d	.	0003	.	.	.	0655	.	0725
Pilning	d	.	.	.	.	.	.	.	.
Patchway	d	.	0016	.	.	.	.	.	0737
Bristol Parkway  ⑦	a	.	.	0536	.	0700	.	.	0808c
Bristol Parkway  ⑦	d	.	.	0542	.	0701	.	.	.
Filton Abbey Wood	d	.	0020	.	.	0704	0710	.	0741
Severn Beach	d	.	.	.	.	.	.	.	.
Avonmouth	d	.	.	.	0634	.	.	0716	.
Clifton Down	d	.	.	.	0646	.	.	0731	.
Stapleton Road	d	.	0025	.	0655	.	.	0740	.
Lawrence Hill	d	.	0027	.	0657	.	.	0742	.
Bristol Temple Meads  ⑩	a	.	0033	0553	0705	0713	0718	0749	0752
Weston-super-Mare 	a	.	.	.	.	0750	.	.	.
Taunton 	a	.	.	.	.	0823	.	.	.
Keynsham	a	.	.	.	.	.	.	.	.
Oldfield Park	a	.	.	.	.	.	.	.	.
Bath Spa  ⑦	a	.	.	0611	.	.	0734	.	.
Westbury	a	.	.	.	.	.	0801	.	.
Train continues to				PAD			PMH		MAN














Operator		GW	GW	XC	GW	GW	GW	GW	XC
Notes									
Facilities				■ CP	◇				■ CP
Great Malvern	d	.	.	.	.	.	.	.	.
Malvern Link	d	.	.	.	.	.	.	.	.
Worcester Foregate St  ⑦	d	.	.	.	.	.	.	.	.
Worcester Shrub Hill  ⑦	d	.	0649	.	.	.	.	.	.
Ashchurch for Tewkesbury	d	.	0705	.	.	.	.	.	.
Cheltenham Spa 	d	0648	0716	0725	.	.	.	.	0752
Gloucester  ⑦	a	0658	0725	.	.	.	.	←	.
Gloucester  ⑦	d	0702	0741	.	.	.	.	0741	.
Cam & Dursley	d	0716	←	.	.	.	.	0756	.
Yate	d	0730	.	.	.	.	.	0810	.
Cardiff Central  ⑦	d	.	.	.	0730	.	.	.	.
Newport 	d	.	.	.	0744	.	.	.	.
Severn Tunnel Junction	d	.	.	.	0755	.	.	.	.
Pilning	d	.	.	.	.	.	.	.	.
Patchway	d	.	.	.	.	.	.	.	.
Bristol Parkway  ⑦	a	0739	.	0753	.	.	.	0819	0824
Bristol Parkway  ⑦	d	0743	.	0755	.	0811	.	0820	0826
Filton Abbey Wood	d	0746	.	.	0810	0815	.	0823	.
Severn Beach	d	.	.	.	.	.	0754	.	.
Avonmouth	d	.	.	.	.	.	0804	.	.
Clifton Down	d	.	.	.	.	.	0816	.	.
Stapleton Road	d	.	.	.	.	.	0825	.	.
Lawrence Hill	d	.	.	.	.	.	0827	.	.
Bristol Temple Meads  ⑩	a	0755	.	0805	0818	0823	0832	0834	0838
Weston-super-Mare 	a	0824	.	.	.	0859	.	.	.
Taunton 	a	.	.	0842	.	.	.	.	0915
Keynsham	a	.	.	.	.	.	.	0846	.
Oldfield Park	a	.	.	.	.	.	.	0853	.
Bath Spa  ⑦	a	.	.	.	0834	.	.	0855	.
Westbury	a	.	.	.	0901	.	.	0926	.
Train continues to			WEY	PGN	PMH			WEY	PLY

## SATURDAYS

GREAT MALVERN, CHELTENHAM SPA,  
GLOUCESTER AND CARDIFF TO BRISTOL



























Operator		GW	GW	XC	GW	GW	GW	XC	GW
Notes									
Facilities				■ □	◇			■ □	
Great Malvern	d	*	*	*	*	*	*	*	*
Malvern Link	d	*	*	*	*	*	*	*	*
Worcester Foregate St  ⑦	d	*	*	*	*	*	*	*	*
Worcester Shrub Hill  ⑦	d	*	*	*	*	*	*	*	*
Ashchurch for Tewkesbury	d	*	*	*	*	*	*	*	*
Cheltenham Spa 	d	*	*	0825	*	*	*	0852	*
Gloucester  ⑦	a	*	*	*	*	*	*	*	*
Gloucester  ⑦	d	*	*	*	*	*	0841	*	*
Cam & Dursley	d	*	*	*	*	*	0856	*	*
Yate	d	*	*	*	*	*	0910	*	*
Cardiff Central  ⑦	d	0800	*	*	0830	*	*	*	*
Newport 	d	0815	*	*	0844	*	*	*	*
Sewern Tunnel Junction	d	0826	*	*	0855	*	*	*	*
Pilning	d	0834	*	*	*	*	*	*	*
Patchway	d	0841	*	*	*	*	*	*	*
Bristol Parkway  ⑦	a	*	*	0854	*	*	0918	0924	*
Bristol Parkway  ⑦	d	*	*	0856	*	0912	0919	0926	*
Filton Abbey Wood	d	0846	*	*	0910	0916	0922	*	*
Severn Beach	d	*	*	*	*	*	*	*	*
Avonmouth	d	*	0835	*	*	*	*	*	0916
Clifton Down	d	*	0847	*	*	*	*	*	0930
Stapleton Road	d	*	0856	*	*	*	0927	*	0939
Lawrence Hill	d	*	0858	*	*	*	0929	*	0941
Bristol Temple Meads  ⑩	a	0854	0906	0907	0918	0924	0934	0939	0948
Weston-super-Mare 	a	0925	*	*	*	1000	*	*	*
Taunton 	a	1005	*	*	*	*	*	1016	*
Keynsham	a	*	*	*	*	*	0955	*	*
Oldfield Park	a	*	*	*	*	*	1003	*	*
Bath Spa  ⑦	a	*	*	*	0934	*	1005	*	*
Westbury	a	*	*	*	1000	*	1036	*	*
Train continues to					PMH		WEY	PLY	

Operator		GW	GW	XC	GW	GW	GW	GW	XC
Notes									
Facilities		■ □		■ □	◇ □				■ □
Great Malvern	d	*	*	*	*	*	*	*	*
Malvern Link	d	*	*	*	*	*	*	*	*
Worcester Foregate St  ⑦	d	*	*	*	*	*	*	*	*
Worcester Shrub Hill  ⑦	d	0837	*	*	*	*	*	0910	*
Ashchurch for Tewkesbury	d	*	*	*	*	*	*	0927	*
Cheltenham Spa 	d	0900	*	0925	*	*	*	0936	0952
Gloucester  ⑦	a	0909	*	*	*	*	*	0945	*
Gloucester  ⑦	d	*	*	*	*	*	*	0948	*
Cam & Dursley	d	*	*	*	*	*	*	1001	*
Yate	d	*	*	*	*	*	*	1014	*
Cardiff Central  ⑦	d	*	0900	*	0930	*	*	*	*
Newport 	d	*	0915	*	0944	*	*	*	*
Sewern Tunnel Junction	d	*	0926	*	0955	*	*	*	*
Pilning	d	*	*	*	*	*	*	*	*
Patchway	d	*	0939	*	*	*	*	*	*
Bristol Parkway  ⑦	a	*	*	0953	*	*	*	1023	1029
Bristol Parkway  ⑦	d	*	*	0955	*	1012	*	1023	1031
Filton Abbey Wood	d	*	0943	*	1010	1016	*	1027	*
Severn Beach	d	*	*	*	*	*	0954	*	*
Avonmouth	d	*	*	*	*	*	1004	*	*
Clifton Down	d	*	*	*	*	*	1016	*	*
Stapleton Road	d	*	*	*	*	*	1025	1031	*
Lawrence Hill	d	*	*	*	*	*	*	1033	*
Bristol Temple Meads  ⑩	a	*	0952	1004	1018	1024	1032	1039	1042
Weston-super-Mare 	a	*	1022	*	*	1100	*	*	*
Taunton 	a	*	1056	*	*	*	*	*	1115
Keynsham	a	*	*	*	*	*	*	1055	*
Oldfield Park	a	*	*	*	*	*	*	1102	*
Bath Spa  ⑦	a	*	*	*	1034	*	*	1105	*
Westbury	a	*	*	*	1101	*	*	1136	*
Train continues to		PAD			PMH				PLY

## SATURDAYS

GREAT MALVERN, CHELTENHAM SPA,  
GLOUCESTER AND CARDIFF TO BRISTOL

Operator		GW	GW	XC	GW	GW	GW	XC	GW
Notes									
Facilities				■ □	◇ □			■ □	
Great Malvern	d	.	.	.	.	.	.	.	.
Malvern Link	d	.	.	.	.	.	.	.	.
Worcester Foregate St  ⑦	d	.	.	.	.	.	.	.	.
Worcester Shrub Hill  ⑦	d	.	.	.	.	.	.	.	.
Ashchurch for Tewkesbury	d	.	.	.	.	.	.	.	.
Cheltenham Spa 	d	.	.	1025	.	.	.	1052	.
Gloucester  ⑦	a	.	.	.	.	.	.	.	.
Gloucester  ⑦	d	.	.	.	.	.	1041	.	.
Cam & Dursley	d	.	.	.	.	.	1056	.	.
Yate	d	.	.	.	.	.	1110	.	.
Cardiff Central  ⑦	d	1000	.	.	1030	.	.	.	.
Newport 	d	1015	.	.	1046	.	.	.	.
Savern Tunnel Junction	d	1026	.	.	.	.	.	.	.
Pilning	d	.	.	.	.	.	.	.	.
Patchway	d	1039	.	.	.	.	.	.	.
Bristol Parkway  ⑦	a	.	.	1054	.	.	1119	1125	.
Bristol Parkway  ⑦	d	.	.	1056	.	1112	1120	1127	.
Filton Abbey Wood	d	1043	.	.	1110	1116	1123	.	.
Severn Beach	d	.	.	.	.	.	.	.	.
Avonmouth	d	.	1035	.	.	.	.	.	1116
Clifton Down	d	.	1048	.	.	.	.	.	1132
Stapleton Road	d	.	1057	.	.	.	1129	.	1140
Lawrence Hill	d	.	1059	.	.	.	1131	.	1142
Bristol Temple Meads  ⑩	a	1051	1108	1109	1118	1124	1135	1139	1152
Weston-super-Mare 	a	1123	.	1129	.	1200	.	.	.
Taunton 	a	1156	.	1159	.	.	.	1216	.
Keynsham	a	.	.	.	.	.	1155	.	.
Oldfield Park	a	.	.	.	.	.	1203	.	.
Bath Spa  ⑦	a	.	.	.	1134	.	1205	.	.
Westbury	a	.	.	.	1201	.	1236	.	.
Train continues to				PGN	PMH		WEY	PLY	
Operator		GW	XC	GW	GW	GW	GW	XC	GW
Notes									
Facilities			■ □	◇ □			■	■ □	
Great Malvern	d	.	.	.	.	.	1057	.	.
Malvern Link	d	.	.	.	.	.	1100	.	.
Worcester Foregate St  ⑦	d	.	.	.	.	.	1110	.	.
Worcester Shrub Hill  ⑦	d	.	.	.	.	.	1113	.	.
Ashchurch for Tewkesbury	d	.	.	.	.	.	1129	.	.
Cheltenham Spa 	d	.	1125	.	.	.	1138	1154	.
Gloucester  ⑦	a	.	.	.	.	.	1147	.	.
Gloucester  ⑦	d	.	.	.	.	.	1150	.	.
Cam & Dursley	d	.	.	.	.	.	1203	.	.
Yate	d	.	.	.	.	.	1216	.	.
Cardiff Central  ⑦	d	1100	.	1130	.	.	.	.	1200
Newport 	d	1115	.	1144	.	.	.	.	1215
Savern Tunnel Junction	d	1126	.	.	.	.	.	.	1226
Pilning	d	.	.	.	.	.	.	.	.
Patchway	d	1139	.	.	.	.	.	.	1239
Bristol Parkway  ⑦	a	.	1153	.	.	.	1225	1229	.
Bristol Parkway  ⑦	d	.	1154	.	1212	.	1225	1231	.
Filton Abbey Wood	d	1143	.	1210	1216	.	1229	.	1243
Severn Beach	d	.	.	.	.	1154	.	.	.
Avonmouth	d	.	.	.	.	1204	.	.	.
Clifton Down	d	.	.	.	.	1216	.	.	.
Stapleton Road	d	.	.	.	.	1225	.	.	.
Lawrence Hill	d	.	.	.	.	1227	.	.	.
Bristol Temple Meads  ⑩	a	1152	1204	1218	1224	1234	1238	1242	1252
Weston-super-Mare 	a	1220	.	.	1300	.	.	.	1320
Taunton 	a	1255	.	.	.	.	.	1316	1357
Keynsham	a	.	.	.	.	.	1249	.	.
Oldfield Park	a	.	.	.	.	.	1256	.	.
Bath Spa  ⑦	a	.	.	1234	.	.	1259	.	.
Westbury	a	.	.	1301	.	.	1326	.	.
Train continues to				PMH			BTN	PLY	

## SATURDAYS

GREAT MALVERN, CHELTENHAM SPA,  
GLOUCESTER AND CARDIFF TO BRISTOL

Operator		GW	XC	GW	GW	GW	XC	GW	GW
Notes									
Facilities		■	◇				■		
Great Malvern	d	.	.	.	.	.	.	.	.
Malvern Link	d	.	.	.	.	.	.	.	.
Worcester Foregate St	⑦ d	.	.	.	.	.	.	.	.
Worcester Shrub Hill	⑦ d	.	.	.	.	.	.	.	.
Ashchurch for Tewkesbury	d	.	.	.	.	.	.	.	.
Cheltenham Spa	d	.	1225	.	.	.	1253	.	.
Gloucester	⑦ a	.	.	.	.	.	.	.	.
Gloucester	⑦ d	.	.	.	.	1242	.	.	.
Cam & Dursley	d	.	.	.	.	1256	.	.	.
Yate	d	.	.	.	.	1310	.	.	.
Cardiff Central	⑦ d	.	.	1230	.	.	.	.	1300
Newport	d	.	.	1244	.	.	.	.	1315
Severn Tunnel Junction	d	.	.	.	.	.	.	.	1326
Pilning	d	.	.	.	.	.	.	.	.
Patchway	d	.	.	.	.	.	.	.	1339
Bristol Parkway	⑦ a	.	1253	.	.	1319	1324	.	.
Bristol Parkway	⑦ d	.	1255	.	1312	1319	1325	.	.
Filton Abbey Wood	d	.	.	1310	1316	1323	.	.	1343
Severn Beach	d	.	.	.	.	.	.	.	.
Avonmouth	d	1235	.	.	.	.	.	1316	.
Clifton Down	d	1249	.	.	.	.	.	1331	.
Stapleton Road	d	1258	.	.	.	1328	.	1340	.
Lawrence Hill	d	1300	.	.	.	1330	.	1342	.
Bristol Temple Meads	⑩ a	1309	1309	1318	1324	1335	1339	1350	1352
Weston-super-Mare	a	.	.	.	1400	.	.	.	1423
Taunton	a	.	.	.	.	.	1416	.	1457
Keynsham	a	.	.	.	.	1351	.	.	.
Oldfield Park	a	.	.	.	.	1358	.	.	.
Bath Spa	⑦ a	.	.	1334	.	1401	.	.	.
Westbury	a	.	.	1401	.	1431	.	.	.
Train continues to				PMH		FRO	PLY		

Operator		GW	XC	GW	GW	GW	GW	XC	GW
Notes									
Facilities		■	◇					■	
Great Malvern	d	.	.	.	.	.	.	.	.
Malvern Link	d	.	.	.	.	.	.	.	.
Worcester Foregate St	⑦ d	1241	.	.	.	.	.	.	.
Worcester Shrub Hill	⑦ d	1254	.	.	.	.	.	.	.
Ashchurch for Tewkesbury	d	1311	.	.	.	.	.	.	.
Cheltenham Spa	d	1320	1325	.	.	.	.	1352	.
Gloucester	⑦ a	1335	.	.	.	.	.	.	.
Gloucester	⑦ d	1342	.	.	.	.	1342	.	.
Cam & Dursley	d	┌	.	.	.	.	1356	.	.
Yate	d	.	.	.	.	.	1411	.	.
Cardiff Central	⑦ d	.	.	1330	.	.	.	.	1400
Newport	d	.	.	1344	.	.	.	.	1415
Severn Tunnel Junction	d	.	.	.	.	.	.	.	1426
Pilning	d	.	.	.	.	.	.	.	.
Patchway	d	.	.	.	.	.	.	.	1439
Bristol Parkway	⑦ a	.	1354	.	.	.	1419	1426	.
Bristol Parkway	⑦ d	.	1355	.	1412	.	1420	1428	.
Filton Abbey Wood	d	.	.	1410	1416	.	1424	.	1443
Severn Beach	d	.	.	.	.	1354	.	.	.
Avonmouth	d	.	.	.	.	1404	.	.	.
Clifton Down	d	.	.	.	.	1416	.	.	.
Stapleton Road	d	.	.	.	.	1425	1430	.	.
Lawrence Hill	d	.	.	.	.	.	1432	.	.
Bristol Temple Meads	⑩ a	.	1405	1418	1424	1432	1437	1440	1452
Weston-super-Mare	a	.	.	.	1501	.	.	.	1520
Taunton	a	.	.	.	.	.	.	1515	1600e
Keynsham	a	.	.	.	.	.	1455	.	.
Oldfield Park	a	.	.	.	.	.	1503	.	.
Bath Spa	⑦ a	.	.	1434	.	.	1505	.	.
Westbury	a	.	.	1501	.	.	1536	.	.
Train continues to		WEY		PMH			WEY	PLY	

## SATURDAYS

GREAT MALVERN, CHELTENHAM SPA,  
GLOUCESTER AND CARDIFF TO BRISTOL

Operator		XC	GW	GW	GW	GW	XC	GW	GW
Notes									
Facilities		■ □		◇			■ □		
Great Malvern	d	.	.	.	.	.	.	.	.
Malvern Link	d	.	.	.	.	.	.	.	.
Worcester Foregate St	⑦ d	.	.	.	.	.	.	.	.
Worcester Shrub Hill	⑦ d	.	.	.	.	.	.	.	.
Ashchurch for Tewkesbury	d	.	.	.	.	.	.	.	.
Cheltenham Spa	d	1425	.	.	.	.	1452	.	.
Gloucester	⑦ a	.	.	.	.	.	.	.	.
Gloucester	⑦ d	.	.	.	.	1441	.	.	.
Cam & Dursley	d	.	.	.	.	1456	.	.	.
Yate	d	.	.	.	.	1510	.	.	.
Cardiff Central	⑦ d	.	.	1430	.	.	.	.	1500
Newport	d	.	.	1444	.	.	.	.	1515
Severn Tunnel Junction	d	.	.	.	.	.	.	.	1526
Pilning	d	.	.	.	.	.	.	.	1534
Patchway	d	.	.	.	.	.	.	.	1542
Bristol Parkway	⑦ a	1454	.	.	.	1519	1524	.	.
Bristol Parkway	⑦ d	1456	.	.	1512	1519	1526	.	.
Filton Abbey Wood	d	.	.	1510	1516	1523	.	.	1546
Severn Beach	d	.	.	.	.	.	.	.	.
Avonmouth	d	.	1435	.	.	.	.	1516	.
Clifton Down	d	.	1448	.	.	.	.	1531	.
Stapleton Road	d	.	1458	.	.	1528	.	1540	.
Lawrence Hill	d	.	1500	.	.	1530	.	1542	.
Bristol Temple Meads	⑩ a	1509	1509	1518	1524	1534	1538	1550	1554
Weston-super-Mare	a	.	.	.	1600	.	.	.	1622
Taunton	a	1542	.	.	.	.	1614	.	1656
Keynsham	a	.	.	.	.	1550	.	.	.
Oldfield Park	a	.	.	.	.	1558	.	.	.
Bath Spa	⑦ a	.	.	1534	.	1600	.	.	.
Westbury	a	.	.	1601	.	1633	.	.	.
Train continues to		EXD		PMH			PLY		

Operator		XC	GW	GW	GW	GW	XC	GW	GW
Notes									
Facilities		■ □		◇			■ □		
Great Malvern	d	.	.	.	.	1450	.	.	.
Malvern Link	d	.	.	.	.	1453	.	.	.
Worcester Foregate St	⑦ d	.	.	.	.	1503	.	.	.
Worcester Shrub Hill	⑦ d	.	.	.	.	1507	.	.	.
Ashchurch for Tewkesbury	d	.	.	.	.	1524	.	.	.
Cheltenham Spa	d	1525	.	.	.	1534	1552	.	.
Gloucester	⑦ a	.	.	.	.	1543	.	.	.
Gloucester	⑦ d	.	.	.	.	1547	.	.	.
Cam & Dursley	d	.	.	.	.	1602	.	.	.
Yate	d	.	.	.	.	1615	.	.	.
Cardiff Central	⑦ d	.	1530	.	.	.	.	1600	.
Newport	d	.	1544	.	.	.	.	1615	.
Severn Tunnel Junction	d	.	.	.	.	.	.	1626	.
Pilning	d	.	.	.	.	.	.	.	.
Patchway	d	.	.	.	.	.	.	1639	.
Bristol Parkway	⑦ a	1554	.	.	.	1624	1629	.	.
Bristol Parkway	⑦ d	1556	.	1612	.	1624	1631	.	.
Filton Abbey Wood	d	.	1610	1616	.	1628	.	1643	.
Severn Beach	d	.	.	.	1554	.	.	.	.
Avonmouth	d	.	.	.	1604	.	.	.	1635
Clifton Down	d	.	.	.	1616	.	.	.	1648
Stapleton Road	d	.	.	.	1625	1633	.	.	1656
Lawrence Hill	d	.	.	.	.	1635	.	.	1658
Bristol Temple Meads	⑩ a	1607	1618	1624	1632	1639	1643	1651	1707
Weston-super-Mare	a	.	.	1700	.	.	.	1721	.
Taunton	a	.	.	.	.	.	1717	1758e	.
Keynsham	a	.	.	.	.	1655	.	.	.
Oldfield Park	a	.	.	.	.	1703	.	.	.
Bath Spa	⑦ a	.	1634	.	.	1705	.	.	.
Westbury	a	.	1701	.	.	1736	.	.	.
Train continues to			PMH			WEY	PNZ		
















## SATURDAYS

GREAT MALVERN, CHELTENHAM SPA,  
GLOUCESTER AND CARDIFF TO BRISTOL














Operator		XC	GW	GW	GW	XC	GW	GW	XC
Notes									
Facilities		■	■			■			■
Great Malvern	d	.	.	.	.	.	.	.	.
Malvern Link	d	.	.	.	.	.	.	.	.
Worcester Foregate St	⑦ d	.	.	.	.	.	.	.	.
Worcester Shrub Hill	⑦ d	.	.	.	.	.	.	.	.
Ashchurch for Tewkesbury	d	.	.	.	.	.	.	.	.
Cheltenham Spa	d	1625	.	.	.	1652	.	.	1725
Gloucester	⑦ a	.	.	.	.	.	.	.	.
Gloucester	⑦ d	.	.	.	1642	.	.	.	.
Cam & Dursley	d	.	.	.	1656	.	.	.	.
Yate	d	.	.	.	1711	.	.	.	.
Cardiff Central	⑦ d	.	1630	.	.	.	.	1700	.
Newport	d	.	1644	.	.	.	.	1715	.
Severn Tunnel Junction	d	.	1655	.	.	.	.	1726	.
Pilning	d	.	.	.	.	.	.	.	.
Patchway	d	.	.	.	.	.	.	1739	.
Bristol Parkway	⑦ a	1653	.	.	1719	1725	.	.	1753
Bristol Parkway	⑦ d	1655	.	1712	1720	1727	.	.	1755
Filton Abbey Wood	d	.	1710	1716	1723	.	.	1743	.
Severn Beach	d	.	.	.	.	.	.	.	.
Avonmouth	d	.	.	.	.	1716	.	.	.
Clifton Down	d	.	.	.	.	1731	.	.	.
Stapleton Road	d	.	.	.	1729	.	1740	.	.
Lawrence Hill	d	.	.	.	1731	.	1742	.	.
Bristol Temple Meads	⑩ a	1708	1718	1724	1736	1739	1749	1752	1804
Weston-super-Mare	a	.	.	1803	.	.	.	1821	.
Taunton	a	1740	.	.	.	1815	.	1856	.
Keynsham	a	.	.	.	1755	.	.	.	.
Oldfield Park	a	.	.	.	1803	.	.	.	.
Bath Spa	⑦ a	.	1734	.	1805	.	.	.	.
Westbury	a	.	1801	.	1836	.	.	.	.
Train continues to		PGN	PMH		WEY	PNZ			
Operator		GW	GW	GW	GW	XC	GW	XC	GW
Notes									
Facilities		◇				■		■	◇
Great Malvern	d	.	.	.	1650	.	.	.	.
Malvern Link	d	.	.	.	1653	.	.	.	.
Worcester Foregate St	⑦ d	.	.	.	1704	.	.	.	.
Worcester Shrub Hill	⑦ d	.	.	.	1708	.	.	.	.
Ashchurch for Tewkesbury	d	.	.	.	1724	.	.	.	.
Cheltenham Spa	d	.	.	.	1734	1752	.	1825	.
Gloucester	⑦ a	.	.	.	1744	.	.	.	.
Gloucester	⑦ d	.	.	.	1747	.	.	.	.
Cam & Dursley	d	.	.	.	1802	.	.	.	.
Yate	d	.	.	.	1816	.	.	.	.
Cardiff Central	⑦ d	1730	.	.	.	.	1800	.	1830
Newport	d	1744	.	.	.	.	1815	.	1844
Severn Tunnel Junction	d	1755	.	.	.	.	1826	.	.
Pilning	d	.	.	.	.	.	.	.	.
Patchway	d	.	.	.	.	.	1839	.	.
Bristol Parkway	⑦ a	.	.	.	1824	1829	.	1853	.
Bristol Parkway	⑦ d	.	1812	.	1825	1831	.	1855	.
Filton Abbey Wood	d	1810	1816	.	1828	.	1843	.	1910
Severn Beach	d	.	.	1754	.	.	.	.	.
Avonmouth	d	.	.	1804	.	.	.	.	.
Clifton Down	d	.	.	1816	.	.	.	.	.
Stapleton Road	d	.	.	1825	1834	.	.	.	.
Lawrence Hill	d	.	.	1827	1836	.	.	.	.
Bristol Temple Meads	⑩ a	1818	1824	1835	1839	1843	1852	1905	1918
Weston-super-Mare	a	.	1900	.	.	.	1922	.	.
Taunton	a	.	.	.	.	1915	1957	.	.
Keynsham	a	.	.	.	1855	.	.	.	.
Oldfield Park	a	.	.	.	1903	.	.	.	.
Bath Spa	⑦ a	1834	.	.	1905	.	.	.	1934
Westbury	a	1901	.	.	1936	.	.	.	2001
Train continues to		PMH				PNZ			PMH

## SATURDAYS

GREAT MALVERN, CHELTENHAM SPA,  
GLOUCESTER AND CARDIFF TO BRISTOL














Operator		GW	GW	GW	XC	GW	XC	GW	GW
Notes									
Facilities					■ □		■ □	◇	
Great Malvern	d	*	*	*	*	*	*	*	*
Malvern Link	d	*	*	*	*	*	*	*	*
Worcester Foregate St  ⑦	d	*	*	*	*	*	*	*	*
Worcester Shrub Hill  ⑦	d	*	*	*	*	*	*	*	*
Ashchurch for Tewkesbury	d	*	*	*	*	*	*	*	*
Cheltenham Spa 	d	*	*	*	1852	*	1925	*	*
Gloucester  ⑦	a	*	*	*	*	*	*	*	*
Gloucester  ⑦	d	*	1841	*	*	*	*	*	*
Cam & Dursley	d	*	1856	*	*	*	*	*	*
Yate	d	*	1910	*	*	*	*	*	*
Cardiff Central  ⑦	d	*	*	*	*	1900	*	1930	*
Newport 	d	*	*	*	*	1915	*	1944	*
Sewern Tunnel Junction	d	*	*	*	*	1926	2031f	*	*
Pilning	d	*	*	*	*	*	*	*	*
Patchway	d	*	*	*	*	1939	2020f	*	*
Bristol Parkway  ⑦	a	*	1919	*	1924	*	1954	*	*
Bristol Parkway  ⑦	d	1911	1920	*	1926	*	1956	*	*
Filton Abbey Wood	d	1915	1924	*	*	1943	2016f	2010	*
Sewern Beach	d	*	*	1853	*	*	*	*	1947
Avonmouth	d	*	*	1903	*	*	*	*	1957
Clifton Down	d	*	*	1916	*	*	*	*	2009
Stapleton Road	d	1919	*	1925	*	*	*	*	2018
Lawrence Hill	d	1921	*	1927	*	*	*	*	2020
Bristol Temple Meads  ⑩	a	1926	1935	1937	1939	1952	2005	2018	2026
Weston-super-Mare 	a	*	*	*	*	2022	*	*	*
Taunton 	a	*	*	*	2015	2057	*	*	*
Keynsham	a	*	1955	*	*	*	*	*	*
Oldfield Park	a	*	2003	*	*	*	*	*	*
Bath Spa  ⑦	a	*	2005	*	*	*	*	2034	*
Westbury	a	*	2036	*	*	*	*	2101	*
Train continues to			FRO		PLY		CDF	PMH	














Operator		GW	GW	XC	GW	GW	XC	GW	XC
Notes						A			
Facilities				■ □			■ □	◇	■ □
Great Malvern	d	*	1850	*	*	*	*	*	*
Malvern Link	d	*	1853	*	*	*	*	*	*
Worcester Foregate St  ⑦	d	*	1905	*	*	*	*	*	*
Worcester Shrub Hill  ⑦	d	*	1908	*	*	*	*	*	*
Ashchurch for Tewkesbury	d	*	1924	*	*	*	*	*	*
Cheltenham Spa 	d	*	1934	1952	*	2002	2025	*	2052
Gloucester  ⑦	a	*	1944	*	*	2012	*	*	*
Gloucester  ⑦	d	*	1947	*	*	2014	*	*	*
Cam & Dursley	d	*	2002	*	*	*	*	*	*
Yate	d	*	2016	*	*	*	*	*	*
Cardiff Central  ⑦	d	*	*	*	1954	*	*	2030	*
Newport 	d	*	*	*	2010	*	*	2044	*
Sewern Tunnel Junction	d	*	*	*	2021	*	*	*	*
Pilning	d	*	*	*	*	*	*	*	*
Patchway	d	*	*	*	2034	*	*	*	*
Bristol Parkway  ⑦	a	*	2025	2029	*	*	2053	*	2122
Bristol Parkway  ⑦	d	2015	2026	2031	*	*	2055	*	2125
Filton Abbey Wood	d	2019	2029	*	2040	*	*	2108	*
Sewern Beach	d	*	*	*	*	*	*	*	*
Avonmouth	d	*	*	*	*	*	*	*	*
Clifton Down	d	*	*	*	*	*	*	*	*
Stapleton Road	d	2024	*	*	*	*	*	*	*
Lawrence Hill	d	2026	*	*	*	*	*	*	*
Bristol Temple Meads  ⑩	a	2030	2041	2042	2049	*	2104	2117	2134
Weston-super-Mare 	a	*	*	*	*	*	*	*	*
Taunton 	a	*	*	2115	*	*	2141	*	2215
Keynsham	a	*	*	*	*	*	*	*	*
Oldfield Park	a	*	*	*	*	*	*	*	*
Bath Spa  ⑦	a	*	*	*	*	*	*	2134	*
Westbury	a	*	*	*	*	2150	*	2201	*
Train continues to				PLY			PLY	PMH	PLY

## SATURDAYS

GREAT MALVERN, CHELTENHAM SPA,  
GLOUCESTER AND CARDIFF TO BRISTOL

Operator		GW	GW	GW	XC	XC	GW	GW	GW
Notes									
Facilities					■	■	Ⓟ		
Great Malvern	d	•	•	•	•	•	•	2115	•
Malvern Link	d	•	•	•	•	•	•	2118	•
Worcester Foregate St  ⑦ d	d	•	•	•	•	•	•	2128	•
Worcester Shrub Hill  ⑦ d	d	•	•	•	•	•	•	2132	•
Ashchurch for Tewkesbury	d	•	•	•	•	•	•	2151	•
Cheltenham Spa 	d	•	2102	•	2125	2152	•	2202	•
Gloucester  ⑦ a	a	•	2112	•	•	2201	•	2212	•
Gloucester  ⑦ d	d	•	2114	•	•	2206	•	•	•
Cam & Dursley	d	•	2129	•	•	•	•	•	•
Yate	d	•	2143	•	•	•	•	•	•
Cardiff Central  ⑦ d	d	2100	•	•	•	•	•	•	2200
Newport 	d	2115	•	•	•	•	•	•	2215
Severn Tunnel Junction	d	2126	•	•	•	•	•	•	2235
Pilning	d	•	•	•	•	•	•	•	•
Patchway	d	2139	•	•	•	•	•	•	2248
Bristol Parkway  ⑦ a	a	•	2152	•	2158	2232	•	•	•
Bristol Parkway  ⑦ d	d	•	2152	•	2200	2233	•	•	•
Filton Abbey Wood	d	2143	2156	•	•	•	•	•	2252
Severn Beach	d	•	•	2131	•	•	•	•	•
Avonmouth	d	•	•	2141	•	•	2216	•	•
Clifton Down	d	•	•	2154	•	•	2231	•	•
Stapleton Road	d	•	•	2202	•	•	2240	•	•
Lawrence Hill	d	•	•	2204	•	•	2242	•	•
Bristol Temple Meads  ⑩ a	a	2152	2207	2210	2212	2242	2250	•	2300
Weston-super-Mare 	a	•	•	•	•	•	•	•	•
Taunton 	a	•	•	•	•	•	•	•	•
Keynsham	a	2208	•	•	•	•	•	•	•
Oldfield Park	a	2216	•	•	•	•	•	•	•
Bath Spa  ⑦ a	a	2218	•	•	•	•	•	•	•
Westbury	a	2249	•	•	•	•	•	•	•

Train continues to

Operator		GW	GW	GW
Notes				
Facilities				
Great Malvern	d	•	•	•
Malvern Link	d	•	•	•
Worcester Foregate St  ⑦ d	d	•	•	•
Worcester Shrub Hill  ⑦ d	d	•	2225	•
Ashchurch for Tewkesbury	d	•	2241	•
Cheltenham Spa 	d	•	2251	•
Gloucester  ⑦ a	a	•	2301	•
Gloucester  ⑦ d	d	•	•	•
Cam & Dursley	d	•	•	•
Yate	d	•	•	•
Cardiff Central  ⑦ d	d	•	•	2247
Newport 	d	•	•	2303
Severn Tunnel Junction	d	•	•	•
Pilning	d	•	•	•
Patchway	d	•	•	•
Bristol Parkway  ⑦ a	a	•	•	•
Bristol Parkway  ⑦ d	d	•	•	•
Filton Abbey Wood	d	•	•	•
Severn Beach	d	2254	•	•
Avonmouth	d	2304	•	•
Clifton Down	d	2316	•	•
Stapleton Road	d	2325	•	•
Lawrence Hill	d	2327	•	•
Bristol Temple Meads  ⑩ a	a	2333	•	2343
Weston-super-Mare 	a	•	•	•
Taunton 	a	•	•	•
Keynsham	a	•	•	•
Oldfield Park	a	•	•	•
Bath Spa  ⑦ a	a	•	•	•
Westbury	a	•	•	•

Train continues to

**SUNDAYS**

**GREAT MALVERN, CHELTENHAM SPA,  
GLOUCESTER AND CARDIFF TO BRISTOL**

Operator		GW	GW C	GW D	GW	GW	XC	GW	GW	GW C
Notes										
Facilities		◇	◇	◇			■ □	◇		
Great Malvern	d	*	*	*	*	*	*	*	*	*
Malvern Link	d	*	*	*	*	*	*	*	*	*
Worcester Foregate St	⑦ d	*	*	*	*	*	*	*	*	*
Worcester Shrub Hill	⑦ d	*	*	*	*	*	*	*	*	*
Ashchurch for Tewkesbury	d	*	*	*	*	*	*	*	*	*
Cheltenham Spa	d	*	*	*	*	1004	1010	*	*	*
Gloucester	⑦ a	*	*	*	*	1014	*	*	←	*
Gloucester	⑦ d	*	*	*	*	1016	*	*	1016	*
Cam & Dursley	d	*	*	*	*	←	*	*	1031	*
Yate	d	*	*	*	*	*	*	*	1045	*
Cardiff Central	⑦ d	0810	0908	0913	*	*	*	1008	*	*
Newport	d	0828	0926	0931	*	*	*	1029	*	*
Severn Tunnel Junction	d	0845	0944	0942	*	*	*	1039	*	*
Patchway	d	*	0957	0955	*	*	*	*	*	*
Bristol Parkway	⑦ a	*	*	*	*	*	1037	*	1054	*
Bristol Parkway	⑦ d	*	*	*	*	*	1038	*	1055	*
Filton Abbey Wood	d	0900	1000	0958	*	*	*	1054	1058	*
Severn Beach	d	*	*	*	0942	*	*	*	*	*
Avonmouth	d	*	*	*	0952	*	*	*	*	1052
Clifton Down	d	*	*	*	1005	*	*	*	*	1104
Stapleton Road	d	*	*	*	1015	*	*	*	*	1113
Lawrence Hill	d	*	*	*	1017	*	*	*	*	1115
Bristol Temple Meads	⑩ a	0908	1012	1010	1021	*	1048	1103	1107	1120
Weston-super-Mare	a	*	*	*	1051	*	*	*	1141	*
Taunton	a	*	*	*	1124	*	1129	*	1213	*
Keynsham	a	0921	*	*	*	*	*	1116	*	*
Oldfield Park	a	0928	*	*	*	*	*	1123	*	*
Bath Spa	⑦ a	0931	1026	1026	*	*	*	1126	*	*
Westbury	a	0959	1058	1058	*	*	*	1154	*	*
Train continues to		PMH	PMH	PMH			PNZ	BTN		

Operator		XC	GW D	GW	GW C	GW	XC	GW D	GW	GW
Notes										
Facilities		■ □		□			■ □		◇	
Great Malvern	d	*	*	*	*	*	*	*	*	*
Malvern Link	d	*	*	*	*	*	*	*	*	*
Worcester Foregate St	⑦ d	*	*	*	*	*	*	*	*	*
Worcester Shrub Hill	⑦ d	*	*	*	*	1138	*	*	*	*
Ashchurch for Tewkesbury	d	*	*	*	*	1153	*	*	*	*
Cheltenham Spa	d	1111	*	*	*	1203	1210	*	*	*
Gloucester	⑦ a	*	*	*	*	1214	*	*	←	*
Gloucester	⑦ d	*	*	*	*	1218	*	*	*	1218
Cam & Dursley	d	*	*	*	*	←	*	*	*	1233
Yate	d	*	*	*	*	*	*	*	*	1248
Cardiff Central	⑦ d	*	*	1108	*	*	*	*	1208	*
Newport	d	*	*	1129	*	*	*	*	1225	*
Severn Tunnel Junction	d	*	*	1139	*	*	*	*	1236	*
Patchway	d	*	*	*	*	*	*	*	1249	*
Bristol Parkway	⑦ a	1139	*	*	*	*	1239	*	*	1257
Bristol Parkway	⑦ d	1141	*	*	*	*	1240	*	*	1258
Filton Abbey Wood	d	*	*	1154	*	*	*	*	1251	1301
Severn Beach	d	*	1112	*	*	*	*	1212	*	*
Avonmouth	d	*	1122	*	1152	*	*	1222	*	*
Clifton Down	d	*	1142	*	1204	*	*	1241	*	*
Stapleton Road	d	*	1151	*	1213	*	*	1252	*	*
Lawrence Hill	d	*	1153	*	1215	*	*	1254	*	*
Bristol Temple Meads	⑩ a	1151	1157	1203	1220	*	1250	1258	1301	1309
Weston-super-Mare	a	*	*	*	*	*	*	*	*	*
Taunton	a	1225	*	*	*	*	1325	*	*	*
Keynsham	a	*	*	1217	*	*	*	*	1317	*
Oldfield Park	a	*	*	1224	*	*	*	*	1324	*
Bath Spa	⑦ a	*	*	1226	*	*	*	*	1327	*
Westbury	a	*	*	1257	*	*	*	*	1355	*
Train continues to		PLY		PMH			PLY		BTN	

**SUNDAYS**
**GREAT MALVERN, CHELTENHAM SPA,  
GLOUCESTER AND CARDIFF TO BRISTOL**

Operator Notes		GW C	XC	GW D	GW	GW C	XC	GW D	GW	XC
Facilities			■_P	◇			■_P	◇		■_P
Great Malvern	d	.	.	.	.	.	.	.	.	.
Malvern Link	d	.	.	.	.	.	.	.	.	.
Worcester Foregate St  ⑦	d	.	.	.	.	.	.	.	.	.
Worcester Shrub Hill  ⑦	d	.	.	.	.	.	.	.	.	.
Ashchurch for Tewkesbury	d	.	.	.	.	.	.	.	.	.
Cheltenham Spa	d	.	1252	.	.	.	1352	.	.	1425
Gloucester  ⑦	a	.	.	.	.	.	.	.	.	.
Gloucester  ⑦	d	.	.	.	.	.	.	.	.	.
Cam & Dursley	d	.	.	.	.	.	.	.	.	.
Yate	d	.	.	.	.	.	.	.	.	.
Cardiff Central  ⑦	d	.	.	.	1308	.	.	.	1408	.
Newport	d	.	.	.	1329	.	.	.	1428	.
Sewern Tunnel Junction	d	.	.	.	1339	.	.	.	1439	.
Patchway	d	.	.	.	.	.	.	.	.	.
Bristol Parkway  ⑦	a	.	1321	.	.	.	1420	.	.	1453
Bristol Parkway  ⑦	d	.	1323	.	.	.	1421	.	.	1455
Filton Abbey Wood	d	.	.	.	1354	.	.	.	1454	.
Severn Beach	d	.	.	1312	.	.	.	1412	.	.
Avonmouth	d	1252	.	1322	.	1352	.	1422	.	.
Clifton Down	d	1304	.	1337	.	1404	.	1437	.	.
Stapleton Road	d	1313	.	1347	.	1413	.	1448	.	.
Lawrence Hill	d	1315	.	1349	.	1415	.	1450	.	.
Bristol Temple Meads  ⑩	a	1320	1332	1355	1403	1420	1431	1454	1503	1508
Weston-super-Mare	a	.	.	.	.	.	.	.	.	.
Taunton	a	.	1415	.	.	.	1514	.	.	.
Keynsham	a	.	.	.	1417	.	.	.	1517	.
Oldfield Park	a	.	.	.	1424	.	.	.	1523	.
Bath Spa  ⑦	a	.	.	.	1426	.	.	.	1527	.
Westbury	a	.	.	.	1458	.	.	.	1554	.
Train continues to			PLY		PMH		PLY		PMH	

Operator Notes		GW C	XC	GW D	GW	GW	XC	GW	GW C	XC
Facilities			■_P	◇			■_P	◇		■_P
Great Malvern	d	.	.	.	.	.	.	.	.	.
Malvern Link	d	.	.	.	.	.	.	.	.	.
Worcester Foregate St  ⑦	d	.	.	.	.	.	.	.	.	.
Worcester Shrub Hill  ⑦	d	.	.	.	.	1436	.	.	.	.
Ashchurch for Tewkesbury	d	.	.	.	.	1451	.	.	.	.
Cheltenham Spa	d	.	1452	.	.	1501	1526	.	.	1552
Gloucester  ⑦	a	.	.	.	.	1511	.	.	.	.
Gloucester  ⑦	d	.	.	.	.	1513	.	.	.	.
Cam & Dursley	d	.	.	.	.	1528	.	.	.	.
Yate	d	.	.	.	.	1542	.	.	.	.
Cardiff Central  ⑦	d	.	.	.	1508	.	.	.	.	.
Newport	d	.	.	.	1528	.	.	.	.	.
Sewern Tunnel Junction	d	.	.	.	1539	.	.	.	.	.
Patchway	d	.	.	.	1552	.	.	.	.	.
Bristol Parkway  ⑦	a	.	1523	.	.	1552	1555	←	.	1620
Bristol Parkway  ⑦	d	.	1525	.	.	1601	1556	1601	.	1621
Filton Abbey Wood	d	.	.	.	1554	←	.	1604	.	.
Severn Beach	d	.	.	1512	.	.	.	.	.	.
Avonmouth	d	1452	.	1522	.	.	.	.	1552	.
Clifton Down	d	1504	.	1537	.	.	.	.	1604	.
Stapleton Road	d	1513	.	1547	.	.	.	.	1613	.
Lawrence Hill	d	1515	.	1549	.	.	.	.	1615	.
Bristol Temple Meads  ⑩	a	1520	1534	1555	1604	.	1609	1613	1620	1632
Weston-super-Mare	a	.	.	.	.	.	.	1701	.	.
Taunton	a	.	1614	.	.	.	1644	.	.	1714
Keynsham	a	.	.	.	.	.	.	.	.	.
Oldfield Park	a	.	.	.	.	.	.	.	.	.
Bath Spa  ⑦	a	.	.	.	1626	.	.	.	.	.
Westbury	a	.	.	.	1658	.	.	.	.	.
Train continues to			PLY		PMH		PGN			PNZ

**SUNDAYS**
**GREAT MALVERN, CHELTENHAM SPA,  
GLOUCESTER AND CARDIFF TO BRISTOL**

Operator Notes		GW D	GW	XC	GW C	GW	XC	GW D	GW	GW
Facilities			◇	■	◇	■	◇		◇	
Great Malvern	d	*	*	*	*	*	*	*	*	*
Malvern Link	d	*	*	*	*	*	*	*	*	*
Worcester Foregate St	⑦ d	*	*	*	*	*	*	*	*	*
Worcester Shrub Hill	⑦ d	*	*	*	*	*	*	*	*	1640
Ashchurch for Tewkesbury	d	*	*	*	*	*	*	*	*	1656
Cheltenham Spa	d	*	*	1626	*	*	1652	*	*	1706
Gloucester	⑦ a	*	*	*	*	*	*	*	*	1716
Gloucester	⑦ d	*	*	*	*	*	*	*	*	1719
Cam & Dursley	d	*	*	*	*	*	*	*	*	1734
Yate	d	*	*	*	*	*	*	*	*	1748
Cardiff Central	⑦ d	*	1608	*	*	1635	*	*	1708	*
Newport	d	*	1627	*	*	1653	*	*	1728	*
Severn Tunnel Junction	d	*	1638	*	*	*	*	*	1739	*
Patchway	d	*	*	*	*	*	*	*	*	*
Bristol Parkway	⑦ a	*	*	1654	*	*	1720	*	*	1756
Bristol Parkway	⑦ d	*	*	1656	*	*	1722	*	*	1757
Filton Abbey Wood	d	*	1654	*	*	1719	*	*	1754	1800
Severn Beach	d	1612	*	*	*	*	*	1712	*	*
Avonmouth	d	1622	*	*	1652	*	*	1722	*	*
Clifton Down	d	1637	*	*	1707	*	*	1735	*	*
Stapleton Road	d	1648	*	*	1716	*	*	1744	*	*
Lawrence Hill	d	1650	*	*	1718	*	*	1746	*	*
Bristol Temple Meads	⑩ a	1654	1703	1708	1722	1728	1731	1749	1802	1809
Weston-super-Mare	a	*	*	*	*	*	*	*	*	*
Taunton	a	*	*	*	*	*	1817	*	*	*
Keynsham	a	*	1717	*	*	1741	*	*	1816	*
Oldfield Park	a	*	1724	*	*	1748	*	*	1823	*
Bath Spa	⑦ a	*	1726	*	*	1751	*	*	1826	*
Westbury	a	*	1754	*	*	1819	*	*	1854	*
Train continues to			PMH			BTN	PLY		PMH	

Operator Notes		XC	GW	XC	GW	GW C	GW	XC	GW D	XC
Facilities		■		■	◇		◇	■		■
Great Malvern	d	*	*	*	*	*	*	*	*	*
Malvern Link	d	*	*	*	*	*	*	*	*	*
Worcester Foregate St	⑦ d	*	*	*	*	*	*	*	*	*
Worcester Shrub Hill	⑦ d	*	*	*	*	*	*	*	*	*
Ashchurch for Tewkesbury	d	*	*	*	*	*	*	*	*	*
Cheltenham Spa	d	1726	*	1752	*	*	*	1826	*	1852
Gloucester	⑦ a	*	*	*	*	*	*	*	*	*
Gloucester	⑦ d	*	*	*	*	*	*	*	*	*
Cam & Dursley	d	*	*	*	*	*	*	*	*	*
Yate	d	*	*	*	*	*	*	*	*	*
Cardiff Central	⑦ d	*	*	*	1740	*	1808	*	*	*
Newport	d	*	*	*	1758	*	1827	*	*	*
Severn Tunnel Junction	d	*	*	*	*	*	1839	*	*	*
Patchway	d	*	*	*	1822	*	*	*	*	*
Bristol Parkway	⑦ a	1803	*	1820	*	*	*	1854	*	1921
Bristol Parkway	⑦ d	1803	*	1822	*	*	*	1856	*	1923
Filton Abbey Wood	d	*	*	*	1826	*	1853	*	*	*
Severn Beach	d	*	1742	*	*	*	*	*	1841	*
Avonmouth	d	*	1752	*	*	1822	*	*	1852	*
Clifton Down	d	*	1806	*	*	1837	*	*	1906	*
Stapleton Road	d	*	1815	*	*	1848	*	*	1915	*
Lawrence Hill	d	*	1817	*	*	1850	*	*	1917	*
Bristol Temple Meads	⑩ a	1814	1822	1835	1839	1854	1904	1908	1921	1932
Weston-super-Mare	a	*	*	*	*	1937	*	*	*	*
Taunton	a	*	*	1917	*	2011	*	*	*	2017
Keynsham	a	*	*	*	*	*	1917	*	*	*
Oldfield Park	a	*	*	*	*	*	1922	*	*	*
Bath Spa	⑦ a	*	*	*	1857	*	1926	*	*	*
Westbury	a	*	*	*	1926	*	1953	*	*	*
Train continues to				PNZ	PMH		PMH			PLY

**SUNDAYS**

**GREAT MALVERN, CHELTENHAM SPA, GLOUCESTER AND CARDIFF TO BRISTOL**

Operator		GW	GW	XC	GW	XC	GW	XC	GW	XC
Notes					D		D			
Facilities		◇		■	■	■	■	◇	■	■
Great Malvern	d	*	*	*	*	*	*	*	*	*
Malvern Link	d	*	*	*	*	*	*	*	*	*
Worcester Foregate St	⑦ d	*	*	*	*	*	*	*	*	*
Worcester Shrub Hill	⑦ d	*	1840	*	*	*	*	*	*	*
Ashchurch for Tewkesbury	d	*	1856	*	*	*	*	*	*	*
Cheltenham Spa	d	*	1906	1926	*	1952	*	2026	*	2052
Gloucester	⑦ a	*	1916	*	*	*	*	*	*	*
Gloucester	⑦ d	*	1919	*	*	*	*	*	*	*
Cam & Dursley	d	*	1935	*	*	*	*	*	*	*
Yate	d	*	1949	*	*	*	*	*	*	*
Cardiff Central	⑦ d	1908	*	*	*	*	*	2018	*	*
Newport	d	1929	*	*	*	*	*	2038	*	*
Severn Tunnel Junction	d	1939	*	*	*	*	*	2050	*	*
Patchway	d	*	*	*	*	*	*	*	*	*
Bristol Parkway	⑦ a	*	1957	2003	*	2020	*	2056	*	2120
Bristol Parkway	⑦ d	*	1958	2005	*	2022	*	2057	*	2122
Filton Abbey Wood	d	1954	2001	*	*	*	*	2104	*	*
Severn Beach	d	*	*	*	1942	*	*	*	*	*
Avonmouth	d	*	*	*	1952	*	2022	*	*	*
Clifton Down	d	*	*	*	2005	*	2034	*	*	*
Stapleton Road	d	*	*	*	2016	*	2043	*	*	*
Lawrence Hill	d	*	*	*	2018	*	2045	*	*	*
Bristol Temple Meads	⑩ a	2007	2010	2014	2021	2031	2050	2106	2113	2130
Weston-super-Mare	a	*	*	2037	2057	*	*	*	*	*
Taunton	a	*	*	2058	2131e	2114	*	*	*	2214
Keynsham	a	*	*	*	*	*	*	*	*	*
Oldfield Park	a	*	*	*	*	*	*	*	*	*
Bath Spa	⑦ a	2027	*	*	*	*	*	2137	*	*
Westbury	a	2058	*	*	*	*	*	2204	*	*
Train continues to		PMH		PLY		PLY		PMH		PLY

Operator		GW	GW	XC	GW	XC	XC	GW	XC	GW
Notes		D								
Facilities				■		■	■		■	
Great Malvern	d	*	*	*	*	*	*	*	*	*
Malvern Link	d	*	*	*	*	*	*	*	*	*
Worcester Foregate St	⑦ d	*	*	*	*	*	*	*	*	*
Worcester Shrub Hill	⑦ d	*	2038	*	*	*	*	*	*	*
Ashchurch for Tewkesbury	d	*	2054	*	*	*	*	*	*	*
Cheltenham Spa	d	*	2103	2126	*	2152	2225	*	2253	*
Gloucester	⑦ a	*	2113	*	*	2204	*	*	*	*
Gloucester	⑦ d	*	2114	*	*	2208	*	*	*	*
Cam & Dursley	d	*	2129	*	*	*	*	*	*	*
Yate	d	*	2143	*	*	*	*	*	*	*
Cardiff Central	⑦ d	*	*	*	2118	*	*	2210	*	2307
Newport	d	*	*	*	2137	*	*	2228	*	2325
Severn Tunnel Junction	d	*	*	*	2149	*	*	2243	*	*
Patchway	d	*	*	*	2202	*	*	2256	*	*
Bristol Parkway	⑦ a	*	2153	2159	*	2235	2252	*	2322	*
Bristol Parkway	⑦ d	*	2154	2159	*	2236	2253	*	2322	*
Filton Abbey Wood	d	*	2157	*	2209	*	*	2259	*	*
Severn Beach	d	*	*	*	*	*	*	*	*	*
Avonmouth	d	*	*	*	*	*	*	*	*	*
Clifton Down	d	2123	*	*	*	*	*	*	*	*
Stapleton Road	d	2132	*	*	*	*	*	*	*	*
Lawrence Hill	d	2134	*	*	*	*	*	*	*	*
Bristol Temple Meads	⑩ a	2138	2206	2210	2221	2246	2302	2310	2333	2359
Weston-super-Mare	a	*	*	*	*	*	*	*	*	*
Taunton	a	*	*	*	*	*	*	*	*	*
Keynsham	a	*	*	*	*	*	*	*	*	*
Oldfield Park	a	*	*	*	*	*	*	*	*	*
Bath Spa	⑦ a	*	*	*	*	*	*	2328	*	*
Westbury	a	*	*	*	*	*	*	2354	*	*
Train continues to								WMN		





**MONDAYS TO FRIDAYS**

**BRISTOL TO CARDIFF, GLOUCESTER, CHELTENHAM SPA AND GREAT MALVERN**

Operator Notes		GW	XC	GW	GW	GW	XC	GW	GW	A
Facilities		■ □			◇	■ □				
Westbury	d	.	.	0641	.	0655	.	.	0704	.
Bath Spa	⑦ d	.	.	0711	.	0725	.	.	.	.
Oldfield Park	d	.	.	0714	.	0728	.	.	.	.
Keynsham	d	.	.	0721	.	0735	.	.	.	.
Taunton	d	0602	0651	.	0634h	.	.	.	.	.
Weston-super-Mare	d	0636	.	.	0708	.	.	.	.	.
Bristol Temple Meads	⑩ d	0720	0730	0734	0746	0753	0800	0803	.	.
Lawrence Hill	d	0723	.	.	0749	.	.	0806	.	.
Stapleton Road	d	0725	.	.	0751	.	.	0808	.	.
Clifton Down	a	.	.	.	.	.	.	0816	.	.
Avonmouth	a	.	.	.	.	.	.	0828	.	.
Severn Beach	a	.	.	.	.	.	.	.	.	.
Filton Abbey Wood	d	0731	.	0744	0758	0801	0741j	.	.	.
Bristol Parkway	⑦ a	0735	0738	0748	0803	.	0808	.	.	.
Bristol Parkway	⑦ d	0739	0740	0749	.	.	0810	.	.	.
Patchway	d	0744	.	.	.	0806	0737j	.	.	.
Severn Tunnel Junction	a	0755	.	.	.	.	0725j	.	.	.
Newport	a	0806	.	.	.	0826	.	.	.	.
Cardiff Central	⑦ a	0823	.	.	.	0843	.	.	.	.
Yate	d	.	.	0759	.	.	.	.	.	.
Cam & Dursley	d	.	.	0813	.	.	.	.	.	.
Gloucester	⑦ a	.	.	0830	.	.	.	.	0848	.
Gloucester	⑦ d	.	.	.	.	.	.	.	0852	.
Cheltenham Spa	a	.	0809	.	.	.	0839	.	0905	.
Ashchurch for Tewkesbury	a	.	.	.	.	.	.	.	.	.
Worcester Shrub Hill	⑦ a	.	.	.	.	.	.	.	.	.
Worcester Foregate St	⑦ a	.	.	.	.	.	.	.	.	.
Malvern Link	a	.	.	.	.	.	.	.	.	.
Great Malvern	a	.	.	.	.	.	.	.	.	.
Train continues to		EDB				MAN				

Operator Notes		GW	GW	XC	GW	GW	GW	GW	XC	
Facilities		■ □			■ □		■ □	■ □	■ □	
Westbury	d	0717	.	.	.	0738	.	0754	.	
Bath Spa	⑦ d	0747	.	.	.	0810	.	0822	.	
Oldfield Park	d	0750	.	.	.	0813	.	0826	.	
Keynsham	d	0757	.	.	.	0821	.	0834	.	
Taunton	d	.	.	0751	.	.	0735h	.	0812	
Weston-super-Mare	d	.	0737	.	.	.	0807	.	0835	
Bristol Temple Meads	⑩ d	0810	0824	0830	0836	0841	0845	0854	0900	
Lawrence Hill	d	0813	.	.	0839	.	0848	.	.	
Stapleton Road	d	0816	.	.	0841	.	0850	.	.	
Clifton Down	a	.	.	.	0849	.	.	.	.	
Avonmouth	a	.	.	.	0902	.	.	.	.	
Severn Beach	a	.	.	.	.	.	.	.	.	
Filton Abbey Wood	d	0822	0832	.	.	0851	0855	0901	.	
Bristol Parkway	⑦ a	0827	.	0838	.	0854	0903	.	0908	
Bristol Parkway	⑦ d	.	.	0840	.	0855	.	.	0910	
Patchway	d	.	0836	.	.	.	.	.	.	
Severn Tunnel Junction	a	.	0847	.	.	.	.	.	.	
Newport	a	.	0904	.	.	.	.	0924	.	
Cardiff Central	⑦ a	.	0926	.	.	.	.	0942	.	
Yate	d	.	.	.	.	0904	.	.	.	
Cam & Dursley	d	.	.	.	.	0917	.	.	.	
Gloucester	⑦ a	.	.	.	.	0935	.	.	.	
Gloucester	⑦ d	.	.	.	.	0938	.	.	.	
Cheltenham Spa	a	.	.	0910	.	└	.	.	0940	
Ashchurch for Tewkesbury	a	.	.	.	.	.	.	.	.	
Worcester Shrub Hill	⑦ a	.	.	.	.	.	.	.	.	
Worcester Foregate St	⑦ a	.	.	.	.	.	.	.	.	
Malvern Link	a	.	.	.	.	.	.	.	.	
Great Malvern	a	.	.	.	.	.	.	.	.	
Train continues to		GLC				MAN				

**MONDAYS TO FRIDAYS**

**BRISTOL TO CARDIFF, GLOUCESTER,  
CHELTENHAM SPA AND GREAT MALVERN**

Operator		GW	GW	GW	GW	XC	GW	GW	GW
Notes									
Facilities						■	□		◇
Westbury	d	•	0817	•	•	•	0845	•	0910
Bath Spa	⑦ d	•	0847	•	•	•	0915	•	0935
Oldfield Park	d	•	0850	•	•	•	0918	•	•
Keynsham	d	•	0857	•	•	•	0925	•	0943
Taunton	d	•	•	•	•	0851	•	0836h	•
Weston-super-Mare	d	•	•	•	0841	•	•	0911	•
Bristol Temple Meads	⑩ d	•	0910	0916	0921	0930	0941	0948	0955
Lawrence Hill	d	•	0913	0919	•	•	•	0951	•
Stapleton Road	d	•	0915	0921	•	•	•	0953	•
Clifton Down	a	•	•	0929	•	•	•	•	•
Avonmouth	a	•	•	0940	•	•	•	•	•
Severn Beach	a	•	•	0951	•	•	•	•	•
Filton Abbey Wood	d	•	0921	•	0930	•	0948	0959	1002
Bristol Parkway	⑦ a	•	0926	•	•	0938	0952	1004	•
Bristol Parkway	⑦ d	•	•	•	•	0940	0952	•	•
Patchway	d	•	•	•	0935	•	•	•	•
Severn Tunnel Junction	a	•	•	•	0946	•	•	•	•
Newport	a	•	•	•	0957	•	•	•	1027
Cardiff Central	⑦ a	•	•	•	1014	•	•	•	1043
Yate	d	•	•	•	•	•	1002	•	•
Cam & Dursley	d	•	•	•	•	•	1016	•	•
Gloucester	⑦ a	←	•	•	•	•	1032	•	•
Gloucester	⑦ d	0938	•	•	•	•	•	•	•
Cheltenham Spa	a	0946	•	•	•	1009	•	•	•
Ashchurch for Tewkesbury	a	0955	•	•	•	•	•	•	•
Worcester Shrub Hill	⑦ a	1014	•	•	•	•	•	•	•
Worcester Foregate St	⑦ a	1019	•	•	•	•	•	•	•
Malvern Link	a	1028	•	•	•	•	•	•	•
Great Malvern	a	1031	•	•	•	•	•	•	•
Train continues to						EDB			

Operator		XC	GW	GW	XC	GW	GW	GW	GW
Notes									
Facilities		■	□		■	□			◇
Westbury	d	•	•	•	•	•	0938	•	1010
Bath Spa	⑦ d	•	•	•	•	•	1008	•	1036
Oldfield Park	d	•	•	•	•	•	1011	•	•
Keynsham	d	•	•	•	•	•	1018	•	•
Taunton	d	•	•	0916	0951	•	•	•	•
Weston-super-Mare	d	•	•	0948	•	•	•	1010	•
Bristol Temple Meads	⑩ d	1000	1003	1024	1030	1034	1041	1045	1054
Lawrence Hill	d	•	•	•	•	1037	•	1049	•
Stapleton Road	d	•	1007	•	•	1039	•	1052	•
Clifton Down	a	•	1015	•	•	1047	•	•	•
Avonmouth	a	•	1029	•	•	1100	•	•	•
Severn Beach	a	•	•	•	•	•	•	•	•
Filton Abbey Wood	d	•	•	1032	•	•	1048	1057	1102
Bristol Parkway	⑦ a	1008	•	•	1038	•	1053	1104	•
Bristol Parkway	⑦ d	1010	•	•	1040	•	1053	•	•
Patchway	d	•	•	1036	•	•	•	•	•
Severn Tunnel Junction	a	•	•	1047	•	•	•	•	•
Newport	a	•	•	1100	•	•	•	•	1125
Cardiff Central	⑦ a	•	•	1122	•	•	•	•	1143
Yate	d	•	•	•	•	•	1103	•	•
Cam & Dursley	d	•	•	•	•	•	1117	•	•
Gloucester	⑦ a	•	•	•	•	•	1133	•	•
Gloucester	⑦ d	•	•	•	•	•	1137	•	•
Cheltenham Spa	a	1040	•	•	1109	•	←	•	•
Ashchurch for Tewkesbury	a	•	•	•	•	•	•	•	•
Worcester Shrub Hill	⑦ a	•	•	•	•	•	•	•	•
Worcester Foregate St	⑦ a	•	•	•	•	•	•	•	•
Malvern Link	a	•	•	•	•	•	•	•	•
Great Malvern	a	•	•	•	•	•	•	•	•
Train continues to		MAN			GLC				

**MONDAYS TO FRIDAYS**

**BRISTOL TO CARDIFF, GLOUCESTER, CHELTENHAM SPA AND GREAT MALVERN**

Operator		XC	GW	GW	GW	XC	GW	GW	GW
Notes									
Facilities		■	□			■	□		◇
Westbury	d	.	.	.	.	.	1038	.	1110
Bath Spa	⑦ d	.	.	.	.	.	1108	.	1136
Oldfield Park	d	.	.	.	.	.	1111	.	.
Keynsham	d	.	.	.	.	.	1118	.	.
Taunton	d	.	.	.	1011	1051	.	.	.
Weston-super-Mare	d	.	.	.	1043	.	.	1110	.
Bristol Temple Meads	⑩ d	1100	.	1116	1121	1130	1141	1145	1154
Lawrence Hill	d	.	.	1119	.	.	.	1148	.
Stapleton Road	d	.	.	1121	.	.	.	1150	.
Clifton Down	a	.	.	1129	.	.	.	.	.
Avonmouth	a	.	.	1140	.	.	.	.	.
Severn Beach	a	.	.	1149	.	.	.	.	.
Filton Abbey Wood	d	.	.	.	1130	.	1148	1156	1201
Bristol Parkway	⑦ a	1108	.	.	.	1138	1152	1203	.
Bristol Parkway	⑦ d	1110	.	.	.	1140	1152	.	.
Patchway	d	.	.	.	1135	.	.	.	.
Severn Tunnel Junction	a	.	.	.	1146	.	.	.	.
Newport	a	.	.	.	1157	.	.	.	1226
Cardiff Central	⑦ a	.	.	.	1219	.	.	.	1242
Yate	d	.	.	.	.	.	1202	.	.
Cam & Dursley	d	.	.	.	.	.	1216	.	.
Gloucester	⑦ a	.	←	.	.	.	1233	.	.
Gloucester	⑦ d	.	1137	.	.	.	.	.	.
Cheltenham Spa	a	1140	1146	.	.	1209	.	.	.
Ashchurch for Tewkesbury	a	.	1156	.	.	.	.	.	.
Worcester Shrub Hill	⑦ a	.	1213	.	.	.	.	.	.
Worcester Foregate St	⑦ a	.	1216	.	.	.	.	.	.
Malvern Link	a	.	1225	.	.	.	.	.	.
Great Malvern	a	.	1230	.	.	.	.	.	.
Train continues to		MAN			ABD				

Operator		XC	GW	GW	XC	GW	GW	GW	GW
Notes									
Facilities		■	□		■	□	◇		◇
Westbury	d	.	.	.	.	.	1141	.	1210
Bath Spa	⑦ d	.	.	.	.	.	1211	.	1236
Oldfield Park	d	.	.	.	.	.	1214	.	.
Keynsham	d	.	.	.	.	.	1221	.	.
Taunton	d	1117	.	1104h	1151	.	.	.	.
Weston-super-Mare	d	.	.	1138	.	.	.	1209	.
Bristol Temple Meads	⑩ d	1200	1203	1221	1230	1234	1241	1245	1254
Lawrence Hill	d	.	.	.	.	1237	.	1247	.
Stapleton Road	d	.	1207	.	.	1239	.	1250	.
Clifton Down	a	.	1215	.	.	1247	.	.	.
Avonmouth	a	.	1229	.	.	1300	.	.	.
Severn Beach	a	.	.	.	.	.	.	.	.
Filton Abbey Wood	d	.	.	1230	.	.	1248	1255	1301
Bristol Parkway	⑦ a	1208	.	.	1238	.	1252	1303	.
Bristol Parkway	⑦ d	1210	.	.	1240	.	1252	.	.
Patchway	d	.	.	1235	.	.	.	.	.
Severn Tunnel Junction	a	.	.	1246	.	.	.	.	.
Newport	a	.	.	1259	.	.	.	.	1325
Cardiff Central	⑦ a	.	.	1322	.	.	.	.	1342
Yate	d	.	.	.	.	.	1301	.	.
Cam & Dursley	d	.	.	.	.	.	1314	.	.
Gloucester	⑦ a	.	.	.	.	.	1333	.	.
Gloucester	⑦ d	.	.	.	.	.	1337	.	.
Cheltenham Spa	a	1239	.	.	1309	.	←	.	.
Ashchurch for Tewkesbury	a	.	.	.	.	.	.	.	.
Worcester Shrub Hill	⑦ a	.	.	.	.	.	.	.	.
Worcester Foregate St	⑦ a	.	.	.	.	.	.	.	.
Malvern Link	a	.	.	.	.	.	.	.	.
Great Malvern	a	.	.	.	.	.	.	.	.
Train continues to		MAN			GLC				

**MONDAYS TO FRIDAYS**

**BRISTOL TO CARDIFF, GLOUCESTER,  
CHELTENHAM SPA AND GREAT MALVERN**

Operator		XC	GW	GW	GW	XC	GW	GW	GW
Notes									
Facilities		■	◇			■			◇
Westbury	d	.	.	.	.	.	1247	.	1310
Bath Spa	⑦ d	.	.	.	.	.	1317	.	1338
Oldfield Park	d	.	.	.	.	.	1320	.	.
Keynsham	d	.	.	.	.	.	1327	.	.
Taunton	d	.	.	.	1204	1251	.	.	.
Weston-super-Mare	d	.	.	.	1241	.	.	1310	.
Bristol Temple Meads	⑩ d	1300	.	1316	1321	1330	1341	1345	1354
Lawrence Hill	d	.	.	1319	.	.	.	1347	.
Stapleton Road	d	.	.	1321	.	.	.	1350	.
Clifton Down	a	.	.	1329	.	.	.	.	.
Avonmouth	a	.	.	1340	.	.	.	.	.
Severn Beach	a	.	.	1351	.	.	.	.	.
Filton Abbey Wood	d	.	.	.	1330	.	1348	1355	1401
Bristol Parkway	⑦ a	1308	.	.	.	1338	1352	1403	.
Bristol Parkway	⑦ d	1310	.	.	.	1340	1352	.	.
Patchway	d	.	.	.	1335	.	.	.	.
Severn Tunnel Junction	a	.	.	.	1346	.	.	.	.
Newport	a	.	.	.	1357	.	.	.	1426
Cardiff Central	⑦ a	.	.	.	1413	.	.	.	1441
Yate	d	.	.	.	.	.	1402	.	.
Cam & Dursley	d	.	.	.	.	.	1416	.	.
Gloucester	⑦ a	.	←	.	.	.	1431	.	.
Gloucester	⑦ d	.	1337	.	.	.	.	.	.
Cheltenham Spa	a	1339	1346	.	.	1409	.	.	.
Ashchurch for Tewkesbury	a	.	1355	.	.	.	.	.	.
Worcester Shrub Hill	⑦ a	.	1412	.	.	.	.	.	.
Worcester Foregate St	⑦ a	.	1418	.	.	.	.	.	.
Malvern Link	a	.	1427	.	.	.	.	.	.
Great Malvern	a	.	1430	.	.	.	.	.	.
Train continues to		MAN			DEE				

Operator		XC	GW	GW	XC	GW	GW	GW	GW
Notes									
Facilities		■			■				◇
Westbury	d	.	.	.	.	.	1344	.	1410
Bath Spa	⑦ d	.	.	.	.	.	1414	.	1436
Oldfield Park	d	.	.	.	.	.	1417	.	.
Keynsham	d	.	.	.	.	.	1424	.	.
Taunton	d	1322	.	1308h	1351	.	.	.	.
Weston-super-Mare	d	.	.	1341	.	.	.	1410	.
Bristol Temple Meads	⑩ d	1400	1403	1421	1430	1434	1441	1445	1454
Lawrence Hill	d	.	.	.	.	1437	.	1447	.
Stapleton Road	d	.	1407	.	.	1439	.	1450	.
Clifton Down	a	.	1415	.	.	1447	.	.	.
Avonmouth	a	.	1429	.	.	1500	.	.	.
Severn Beach	a	.	.	.	.	.	.	.	.
Filton Abbey Wood	d	.	.	1432	.	.	1448	1455	1501
Bristol Parkway	⑦ a	1408	.	.	1439	.	1452	1503	.
Bristol Parkway	⑦ d	1410	.	.	1440	.	1453	.	.
Patchway	d	.	.	1436	.	.	.	.	.
Severn Tunnel Junction	a	.	.	1447	.	.	.	.	.
Newport	a	.	.	1503	.	.	.	.	1525
Cardiff Central	⑦ a	.	.	1526	.	.	.	.	1542
Yate	d	.	.	.	.	.	1503	.	.
Cam & Dursley	d	.	.	.	.	.	1517	.	.
Gloucester	⑦ a	.	.	.	.	.	1533	.	.
Gloucester	⑦ d	.	.	.	.	.	1537	.	.
Cheltenham Spa	a	1440	.	.	1510	.	←	.	.
Ashchurch for Tewkesbury	a	.	.	.	.	.	.	.	.
Worcester Shrub Hill	⑦ a	.	.	.	.	.	.	.	.
Worcester Foregate St	⑦ a	.	.	.	.	.	.	.	.
Malvern Link	a	.	.	.	.	.	.	.	.
Great Malvern	a	.	.	.	.	.	.	.	.
Train continues to		MAN			GLC				

**MONDAYS TO FRIDAYS**

**BRISTOL TO CARDIFF, GLOUCESTER, CHELTENHAM SPA AND GREAT MALVERN**

Operator Notes		XC	GW	GW	GW	XC	GW	GW	GW
Facilities		■ □				■ □			
Westbury	d	.	.	.	.	.	1438	1452	.
Bath Spa	⑦ d	.	.	.	.	.	1508	1522	.
Oldfield Park	d	.	.	.	.	.	1511	.	.
Keynsham	d	.	.	.	.	.	1518	.	.
Taunton	d	.	.	.	1411	1451	.	.	.
Weston-super-Mare	d	.	.	.	1445	.	.	.	1510
Bristol Temple Meads	⑩ d	1500	.	1515	1521	1530	1533	1541	1545
Lawrence Hill	d	.	.	1518	.	.	.	.	1547
Stapleton Road	d	.	.	1520	.	.	.	.	1550
Clifton Down	a	.	.	1529	.	.	.	.	.
Avonmouth	a	.	.	1540	.	.	.	.	.
Severn Beach	a	.	.	1549	.	.	.	.	.
Filton Abbey Wood	d	.	.	.	1530	.	.	1548	1555
Bristol Parkway	⑦ a	1508	.	.	.	1539	1544	1552	1604
Bristol Parkway	⑦ d	1510	.	.	.	1540	.	1552	.
Patchway	d	.	.	.	1535	.	.	.	.
Severn Tunnel Junction	a	.	.	.	1546	.	.	.	.
Newport	a	.	.	.	1557	.	.	.	.
Cardiff Central	⑦ a	.	.	.	1615	.	.	.	.
Yate	d	.	.	.	.	.	.	1602	.
Cam & Dursley	d	.	.	.	.	.	.	1616	.
Gloucester	⑦ a	.	←	.	.	.	.	1633	.
Gloucester	⑦ d	.	1537	.	.	.	.	.	.
Cheltenham Spa	a	1541	1546	.	.	1610	.	.	.
Ashchurch for Tewkesbury	a	.	1556	.	.	.	.	.	.
Worcester Shrub Hill	⑦ a	.	1614	.	.	.	.	.	.
Worcester Foregate St	⑦ a	.	1617	.	.	.	.	.	.
Malvern Link	a	.	1626	.	.	.	.	.	.
Great Malvern	a	.	1629	.	.	.	.	.	.
Train continues to		MAN				EDB			

Operator Notes		GW	XC	GW	GW	GW	XC	GW	GW
Facilities		◇ □	■ □				■ □		
Westbury	d	1510	.	.	.	.	.	.	1538
Bath Spa	⑦ d	1536	.	.	.	.	.	.	1608
Oldfield Park	d	.	.	.	.	.	.	.	1611
Keynsham	d	.	.	.	.	.	.	.	1619
Taunton	d	.	1515	.	.	1457h	1551	.	.
Weston-super-Mare	d	.	1539	.	.	1544	.	.	.
Bristol Temple Meads	⑩ d	1554	1600	1603	1615	1624	1630	1635	1641
Lawrence Hill	d	.	.	1606	1618	.	.	1638	.
Stapleton Road	d	.	.	1608	1620	.	.	1640	.
Clifton Down	a	.	.	1616	.	.	.	1648	.
Avonmouth	a	.	.	1629	.	.	.	1700	.
Severn Beach	a	.	.	.	.	.	.	.	.
Filton Abbey Wood	d	1601	.	.	1626	1632	.	.	1648
Bristol Parkway	⑦ a	.	1608	.	1634	.	1638	.	1652
Bristol Parkway	⑦ d	.	1610	.	.	.	1640	.	1652
Patchway	d	.	.	.	.	1636	.	.	.
Severn Tunnel Junction	a	.	.	.	.	1647	.	.	.
Newport	a	1625	.	.	.	1702	.	.	.
Cardiff Central	⑦ a	1641	.	.	.	1727	.	.	.
Yate	d	.	.	.	.	.	.	.	1701
Cam & Dursley	d	.	.	.	.	.	.	.	1714
Gloucester	⑦ a	.	.	.	.	.	.	.	1734
Gloucester	⑦ d	.	.	.	.	.	.	.	1737
Cheltenham Spa	a	.	1639	.	.	.	1709	.	←
Ashchurch for Tewkesbury	a	.	.	.	.	.	.	.	.
Worcester Shrub Hill	⑦ a	.	.	.	.	.	.	.	.
Worcester Foregate St	⑦ a	.	.	.	.	.	.	.	.
Malvern Link	a	.	.	.	.	.	.	.	.
Great Malvern	a	.	.	.	.	.	.	.	.
Train continues to			MAN				EDB		

**MONDAYS TO FRIDAYS**

**BRISTOL TO CARDIFF, GLOUCESTER, CHELTENHAM SPA AND GREAT MALVERN**

Operator		GW	GW	XC	GW	GW	GW	GW	XC
Notes									
Facilities		□	□	■					■
Westbury	d	•	1613	•	•	•	•	•	•
Bath Spa	⑦ d	•	1639	•	•	1645	•	•	•
Oldfield Park	d	•	•	•	•	•	•	•	•
Keynsham	d	•	•	•	•	1653	•	•	•
Taunton	d	•	•	•	•	•	•	1607	1651
Weston-super-Mare	d	1610	•	•	•	•	•	1639	•
Bristol Temple Meads	⑩ d	1645	1655	1700	•	1709	1713	1721	1730
Lawrence Hill	d	1649	•	•	•	1712	1716	•	•
Stapleton Road	d	1651	•	•	•	1715	1719	•	•
Clifton Down	a	•	•	•	•	•	1728	•	•
Avonmouth	a	•	•	•	•	•	1740	•	•
Severn Beach	a	•	•	•	•	•	1751	•	•
Filton Abbey Wood	d	1657	1703	•	•	1724	•	1728	•
Bristol Parkway	⑦ a	1704	•	1708	•	1729	•	•	1739
Bristol Parkway	⑦ d	•	•	1710	•	•	•	•	1740
Patchway	d	•	•	•	•	•	•	1733	•
Severn Tunnel Junction	a	•	1716	•	•	•	•	1744	•
Newport	a	•	1726	•	•	•	•	1756	•
Cardiff Central	⑦ a	•	1743	•	•	•	•	1813	•
Yate	d	•	•	•	•	•	•	•	•
Cam & Dursley	d	•	•	•	•	•	•	•	•
Gloucester	⑦ a	•	•	•	┌	•	•	•	•
Gloucester	⑦ d	•	•	•	1737	•	•	•	•
Cheltenham Spa	a	•	•	1741	1746	•	•	•	1810
Ashchurch for Tewkesbury	a	•	•	•	1756	•	•	•	•
Worcester Shrub Hill	⑦ a	•	•	•	1816	•	•	•	•
Worcester Foregate St	⑦ a	•	•	•	1821	•	•	•	•
Malvern Link	a	•	•	•	1830	•	•	•	•
Great Malvern	a	•	•	•	1835	•	•	•	•
Train continues to				MAN					LDS

Operator		GW	GW	GW	XC	GW	GW	XC	GW
Notes									
Facilities				□	■			■	
Westbury	d	1642	•	1712	•	•	•	•	1738
Bath Spa	⑦ d	1712	•	1738	•	•	•	•	1808
Oldfield Park	d	1715	•	•	•	•	•	•	1811
Keynsham	d	1721	•	•	•	•	•	•	1818
Taunton	d	•	•	•	1722	•	1706h	1750	•
Weston-super-Mare	d	•	1715	•	•	•	1738	•	•
Bristol Temple Meads	⑩ d	1741	1746	1754	1800	1803	1822	1830	1836
Lawrence Hill	d	•	1749	•	•	1806	1825	•	•
Stapleton Road	d	•	1752	•	•	1809	1827	•	•
Clifton Down	a	•	•	•	•	1817	•	•	•
Avonmouth	a	•	•	•	•	1829	•	•	•
Severn Beach	a	•	•	•	•	1840	•	•	•
Filton Abbey Wood	d	1748	1757	1802	•	•	1833	•	1843
Bristol Parkway	⑦ a	1752	1804	•	1808	•	•	1838	1847
Bristol Parkway	⑦ d	1753	•	•	1810	•	•	1840	1848
Patchway	d	•	•	•	•	•	1837	•	•
Severn Tunnel Junction	a	•	•	1814	•	•	1850	•	•
Newport	a	•	•	1824	•	•	1903	•	•
Cardiff Central	⑦ a	•	•	1842	•	•	1923	•	•
Yate	d	1801	•	•	•	•	•	•	1857
Cam & Dursley	d	1814	•	•	•	•	•	•	1911
Gloucester	⑦ a	1833	•	•	•	•	•	•	1927
Gloucester	⑦ d	•	•	•	•	•	•	•	1935
Cheltenham Spa	a	•	•	•	1840	•	•	1909	└
Ashchurch for Tewkesbury	a	•	•	•	•	•	•	•	•
Worcester Shrub Hill	⑦ a	•	•	•	•	•	•	•	•
Worcester Foregate St	⑦ a	•	•	•	•	•	•	•	•
Malvern Link	a	•	•	•	•	•	•	•	•
Great Malvern	a	•	•	•	•	•	•	•	•
Train continues to					MAN			LDS	

**MONDAYS TO FRIDAYS**
**BRISTOL TO CARDIFF, GLOUCESTER,  
CHELTENHAM SPA AND GREAT MALVERN**

Operator Notes		GW	GW	XC	GW	GW	XC	GW	GW
Facilities		□ □	■ □				■ □		
Westbury	d	•	1810	•	•	•	•	•	1838
Bath Spa	⑦ d	•	1836	•	•	•	•	•	1908
Oldfield Park	d	•	•	•	•	•	•	•	1911
Keynsham	d	•	•	•	•	•	•	•	1918
Taunton	d	•	•	•	•	1808	1852	•	•
Weston-super-Mare	d	1815	•	•	•	1840	•	•	•
Bristol Temple Meads	⑩ d	1846	1854	1900	•	1921	1930	1933	1941
Lawrence Hill	d	1849	•	•	•	1924	•	1936	•
Stapleton Road	d	1852	•	•	•	1926	•	1938	•
Clifton Down	a	1902	•	•	•	•	•	1946	•
Avonmouth	a	1922	•	•	•	•	•	1959	•
Severn Beach	a	•	•	•	•	•	•	•	•
Filton Abbey Wood	d	•	1901	•	•	1932	•	•	1948
Bristol Parkway	⑦ a	•	•	1908	•	•	1939	•	1952
Bristol Parkway	⑦ d	•	•	1910	•	•	1940	•	1952
Patchway	d	•	•	•	•	1936	•	•	•
Severn Tunnel Junction	a	•	1913	•	•	1947	•	•	•
Newport	a	•	1924	•	•	1958	•	•	•
Cardiff Central	⑦ a	•	1942	•	•	2018	•	•	•
Yate	d	•	•	•	•	•	•	•	2002
Cam & Dursley	d	•	•	•	•	•	•	•	2016
Gloucester	⑦ a	•	•	•	•	•	•	•	2033
Gloucester	⑦ d	•	•	•	1935	•	•	•	2037
Cheltenham Spa	a	•	•	1939	1945	•	2010	•	2048
Ashchurch for Tewkesbury	a	•	•	•	1954	•	•	•	•
Worcester Shrub Hill	⑦ a	•	•	•	2018	•	•	•	•
Worcester Foregate St	⑦ a	•	•	•	2022	•	•	•	•
Malvern Link	a	•	•	•	2032	•	•	•	•
Great Malvern	a	•	•	•	2035	•	•	•	•
Train continues to				MAN			LDS		

Operator Notes		GW	GW	XC	XC	XC	GW A	GW	GW
Facilities		◇ □	■	■	■				
Westbury	d	•	1910	•	•	•	1932	•	•
Bath Spa	⑦ d	•	1937	•	•	•	•	•	•
Oldfield Park	d	•	•	•	•	•	•	•	•
Keynsham	d	•	•	•	•	•	•	•	•
Taunton	d	•	•	•	•	1951	•	•	•
Weston-super-Mare	d	1908	•	•	•	•	•	•	•
Bristol Temple Meads	⑩ d	1945	1954	2000	2015	2030	•	2034	2041
Lawrence Hill	d	1947	•	•	•	•	•	2037	•
Stapleton Road	d	1950	•	•	•	•	•	2040	•
Clifton Down	a	•	•	•	•	•	•	2049	•
Avonmouth	a	•	•	•	•	•	•	2101	•
Severn Beach	a	•	•	•	•	•	•	2112	•
Filton Abbey Wood	d	1955	2002	•	2022	•	•	•	2048
Bristol Parkway	⑦ a	2003	•	2008	•	2038	•	•	2052
Bristol Parkway	⑦ d	•	•	2010	•	2040	•	•	2052
Patchway	d	•	•	•	2025	•	•	•	•
Severn Tunnel Junction	a	•	2014	•	2036	•	•	•	•
Newport	a	•	2024	•	2047	•	•	•	•
Cardiff Central	⑦ a	•	2047	•	2103	•	•	•	•
Yate	d	•	•	•	•	•	•	•	2101
Cam & Dursley	d	•	•	•	•	•	•	•	2114
Gloucester	⑦ a	•	•	2038	•	•	2115	•	2132
Gloucester	⑦ d	•	•	2046	•	•	2123	•	2133
Cheltenham Spa	a	•	•	2055	•	2115	2133	•	2144
Ashchurch for Tewkesbury	a	•	•	•	•	•	•	•	2153
Worcester Shrub Hill	⑦ a	•	•	•	•	•	•	•	2211
Worcester Foregate St	⑦ a	•	•	•	•	•	•	•	•
Malvern Link	a	•	•	•	•	•	•	•	•
Great Malvern	a	•	•	•	•	•	•	•	•
Train continues to				BHM		BHM			

**MONDAYS TO FRIDAYS**
**BRISTOL TO CARDIFF, GLOUCESTER,  
CHELTENHAM SPA AND GREAT MALVERN**

Operator Notes Facilities		GW	GW	GW FO	GW FX	GW	GW	GW	XC
		◇ □	■ □					◇	■
Westbury	d	2011	•	•	•	•	•	2110	•
Bath Spa	⑦ d	2037	•	•	•	•	•	2136	•
Oldfield Park	d	•	•	•	•	•	•	•	•
Keynsham	d	•	•	•	•	•	•	•	•
Taunton	d	•	•	•	•	•	•	2035	2119
Weston-super-Mare	d	•	•	•	•	•	•	2107	•
Bristol Temple Meads	⑩ d	2054	•	2119	2121	2137	2141	2154	2200
Lawrence Hill	d	•	•	2122	2124	2140	•	•	•
Stapleton Road	d	•	•	2124	2126	2142	•	•	•
Clifton Down	a	•	•	•	•	2150	•	•	•
Avonmouth	a	•	•	•	•	2205	•	•	•
Severn Beach	a	•	•	•	•	•	•	•	•
Filton Abbey Wood	d	2101	•	2130	2132	•	2151	2201	•
Bristol Parkway	⑦ a	•	•	•	•	•	2155	•	2209
Bristol Parkway	⑦ d	•	•	•	•	•	2156	•	2210
Patchway	d	•	•	2134	2136	•	•	2206	•
Severn Tunnel Junction	a	2113	•	2146	2147	•	•	2216	•
Newport	a	2124	•	2157	2158	•	•	2233k	•
Cardiff Central	⑦ a	2144	•	2213	2214	•	•	2256k	•
Yate	d	•	•	•	•	•	2205	•	•
Cam & Dursley	d	•	•	•	•	•	2219	•	•
Gloucester	⑦ a	•	•	•	•	•	2238	•	•
Gloucester	⑦ d	•	2151	•	•	•	•	•	•
Cheltenham Spa	a	•	2200	•	•	•	•	•	2241
Ashchurch for Tewkesbury	a	•	•	•	•	•	•	•	•
Worcester Shrub Hill	⑦ a	•	2222	•	•	•	•	•	•
Worcester Foregate St	⑦ a	•	•	•	•	•	•	•	•
Malvern Link	a	•	•	•	•	•	•	•	•
Great Malvern	a	•	•	•	•	•	•	•	•
Train continues to									BHM

Operator Notes Facilities		GW	GW	GW
				◇
Westbury	d	•	•	2210
Bath Spa	⑦ d	•	•	2236
Oldfield Park	d	•	•	•
Keynsham	d	•	•	•
Taunton	d	•	•	•
Weston-super-Mare	d	•	•	•
Bristol Temple Meads	⑩ d	2220	2242	2254
Lawrence Hill	d	2223	•	•
Stapleton Road	d	2225	•	•
Clifton Down	a	2233	•	•
Avonmouth	a	2244	•	•
Severn Beach	a	2253	•	•
Filton Abbey Wood	d	•	2249	2301
Bristol Parkway	⑦ a	•	2253	•
Bristol Parkway	⑦ d	•	2253	•
Patchway	d	•	•	2306
Severn Tunnel Junction	a	•	•	2316
Newport	a	•	•	2333
Cardiff Central	⑦ a	•	•	2355m
Yate	d	•	2302	•
Cam & Dursley	d	•	2315	•
Gloucester	⑦ a	•	2338	•
Gloucester	⑦ d	•	•	•
Cheltenham Spa	a	•	•	•
Ashchurch for Tewkesbury	a	•	•	•
Worcester Shrub Hill	⑦ a	•	•	•
Worcester Foregate St	⑦ a	•	•	•
Malvern Link	a	•	•	•
Great Malvern	a	•	•	•
Train continues to				



## SATURDAYS

BRISTOL TO CARDIFF, GLOUCESTER,  
CHELTENHAM SPA AND GREAT MALVERN

Operator Notes		GW	GW	GW	XC	GW	GW	GW	GW
Facilities		■	□		■	□		■	□
Westbury	d	.	.	.	.	.	.	.	.
Bath Spa	⑦ d	0118	.	.	.	.	.	.	.
Oldfield Park	d	.	.	.	.	.	.	.	.
Keynsham	d	.	.	.	.	.	.	.	.
Taunton	d	.	.	.	.	.	.	.	.
Weston-super-Mare	d	.	.	.	.	.	.	.	.
Bristol Temple Meads	⑩ d	0137	.	0603	0615	0633	.	0645	0651
Lawrence Hill	d	.	.	.	.	0636	.	.	0654
Stapleton Road	d	.	.	0606	.	0638	.	.	0656
Clifton Down	a	.	.	0614	.	0646	.	.	.
Avonmouth	a	.	.	0629	.	0701	.	.	.
Severn Beach	a	.	.	.	.	.	.	.	.
Filton Abbey Wood	d	.	.	.	.	.	.	0653	0702
Bristol Parkway	⑦ a	.	.	.	0623	.	.	0658	.
Bristol Parkway	⑦ d	.	.	.	0625	.	.	0710	.
Patchway	d	.	.	.	.	.	.	└	.
Pilning	a	.	.	.	.	.	.	.	.
Severn Tunnel Junction	a	.	.	.	.	.	.	.	0715
Newport	a	0210s	.	.	.	.	.	.	0727
Cardiff Central	⑦ a	0231	.	.	.	.	.	.	0745
Yate	d	.	.	.	.	.	.	.	.
Cam & Dursley	d	.	.	.	.	.	.	.	.
Gloucester	⑦ a	.	.	.	0652	.	.	.	.
Gloucester	⑦ d	.	0600	.	0700	.	0715	.	.
Cheltenham Spa	a	.	0610	.	0709	.	0724	.	.
Ashchurch for Tewkesbury	a	.	0619	.	.	.	0733	.	.
Worcester Shrub Hill	⑦ a	.	0640	.	.	.	0753	.	.
Worcester Foregate St	⑦ a	.	.	.	.	.	.	.	.
Malvern Link	a	.	.	.	.	.	.	.	.
Great Malvern	a	.	.	.	.	.	.	.	.
Train continues to					GLC			SWA	

Operator Notes		GW	XC	GW	GW	XC	GW	GW	GW
Facilities		■	□			■	□		
Westbury	d	.	.	.	.	.	0638	.	.
Bath Spa	⑦ d	.	.	.	.	.	0708	.	.
Oldfield Park	d	.	.	.	.	.	0711	.	.
Keynsham	d	.	.	.	.	.	0718	.	.
Taunton	d	.	.	.	.	0650	.	0634h	.
Weston-super-Mare	d	.	.	.	.	.	.	0708	.
Bristol Temple Meads	⑩ d	.	0700	0716	0723	0730	0741	0747	0755
Lawrence Hill	d	.	.	0719	.	.	.	0750	.
Stapleton Road	d	.	.	0721	.	.	.	0752	.
Clifton Down	a	.	.	0729	.	.	.	.	.
Avonmouth	a	.	.	0740	.	.	.	.	.
Severn Beach	a	.	.	0753	.	.	.	.	.
Filton Abbey Wood	d	.	.	.	0730	.	0748	0758	0803
Bristol Parkway	⑦ a	└	0708	.	.	0738	0752	0804	.
Bristol Parkway	⑦ d	0710	0710	.	.	0740	0753	.	.
Patchway	d	.	.	.	0735	.	.	.	.
Pilning	a	.	.	.	0834st	.	.	.	.
Severn Tunnel Junction	a	.	.	.	0746	.	.	.	.
Newport	a	0731	.	.	0758	.	.	.	0825
Cardiff Central	⑦ a	0747	.	.	0817	.	.	.	0842
Yate	d	.	.	.	.	.	0802	.	.
Cam & Dursley	d	.	.	.	.	.	0816	.	.
Gloucester	⑦ a	.	.	.	.	.	0832	.	.
Gloucester	⑦ d	.	.	.	.	.	.	.	.
Cheltenham Spa	a	.	0739	.	.	0809	.	.	.
Ashchurch for Tewkesbury	a	.	.	.	.	.	.	.	.
Worcester Shrub Hill	⑦ a	.	.	.	.	.	.	.	.
Worcester Foregate St	⑦ a	.	.	.	.	.	.	.	.
Malvern Link	a	.	.	.	.	.	.	.	.
Great Malvern	a	.	.	.	.	.	.	.	.
Train continues to		SWA	MAN			EDB			

## SATURDAYS

BRISTOL TO CARDIFF, GLOUCESTER,  
CHELTENHAM SPA AND GREAT MALVERN

Operator		XC	GW	GW	XC	GW	GW	GW	GW
Notes									
Facilities		■	□		■	□			◇
Westbury	d	.	.	.	.	.	0738	.	0806
Bath Spa	⑦ d	.	.	.	.	.	0808	.	0833
Oldfield Park	d	.	.	.	.	.	0811	.	.
Keynsham	d	.	.	.	.	.	0818	.	.
Taunton	d	.	.	.	0750	.	.	0735h	.
Weston-super-Mare	d	.	.	0737	.	.	.	0807	.
Bristol Temple Meads	⑩ d	0800	0803	0823	0830	0834	0840	0845	0855
Lawrence Hill	d	.	0806	.	.	0837	.	0848	.
Stapleton Road	d	.	0808	.	.	0839	.	0850	.
Clifton Down	a	.	0816	.	.	0847	.	.	.
Avonmouth	a	.	0831	.	.	0902	.	.	.
Severn Beach	a	.	.	.	.	.	.	.	.
Filton Abbey Wood	d	0741j	.	0831	.	.	0848	0856	0903
Bristol Parkway	⑦ a	0808	.	.	0838	.	0852	0904	.
Bristol Parkway	⑦ d	0810	.	.	0840	.	0853	.	.
Patchway	d	0737j	.	0836	.	.	.	.	.
Pilning	a	.	.	.	.	.	.	.	.
Severn Tunnel Junction	a	0725j	.	0847	.	.	.	.	.
Newport	a	.	.	0901	.	.	.	.	0925
Cardiff Central	⑦ a	.	.	0923	.	.	.	.	0942
Yate	d	.	.	.	.	.	0902	.	.
Cam & Dursley	d	.	.	.	.	.	0914	.	.
Gloucester	⑦ a	.	.	.	.	.	0930	.	.
Gloucester	⑦ d	.	.	.	.	.	0938	.	.
Cheltenham Spa	a	0840	.	.	0909	.	└	.	.
Ashchurch for Tewkesbury	a	.	.	.	.	.	.	.	.
Worcester Shrub Hill	⑦ a	.	.	.	.	.	.	.	.
Worcester Foregate St	⑦ a	.	.	.	.	.	.	.	.
Malvern Link	a	.	.	.	.	.	.	.	.
Great Malvern	a	.	.	.	.	.	.	.	.
Train continues to		MAN			GLC				

Operator		XC	GW	GW	GW	XC	GW	GW	GW
Notes									
Facilities		■	□			■	□		◇
Westbury	d	.	.	.	.	.	0838	.	0910
Bath Spa	⑦ d	.	.	.	.	.	0908	.	0936
Oldfield Park	d	.	.	.	.	.	0911	.	.
Keynsham	d	.	.	.	.	.	0918	.	.
Taunton	d	0811	.	.	.	0850	.	.	.
Weston-super-Mare	d	.	.	.	0840	.	.	0910	.
Bristol Temple Meads	⑩ d	0900	.	0916	0922	0930	0941	0945	0952
Lawrence Hill	d	.	.	0919	.	.	.	0948	.
Stapleton Road	d	.	.	0921	.	.	.	0950	.
Clifton Down	a	.	.	0929	.	.	.	.	.
Avonmouth	a	.	.	0940	.	.	.	.	.
Severn Beach	a	.	.	0953	.	.	.	.	.
Filton Abbey Wood	d	.	.	.	0931	.	0948	0956	1001
Bristol Parkway	⑦ a	0908	.	.	.	0938	0952	1004	.
Bristol Parkway	⑦ d	0910	.	.	.	0940	0952	.	.
Patchway	d	.	.	.	0935	.	.	.	.
Pilning	a	.	.	.	.	.	.	.	.
Severn Tunnel Junction	a	.	.	.	0946	.	.	.	.
Newport	a	.	.	.	0958	.	.	.	1023
Cardiff Central	⑦ a	.	.	.	1018	.	.	.	1040
Yate	d	.	.	.	.	.	1002	.	.
Cam & Dursley	d	.	.	.	.	.	1015	.	.
Gloucester	⑦ a	.	└	.	.	.	1033	.	.
Gloucester	⑦ d	.	0938	.	.	.	.	.	.
Cheltenham Spa	a	0939	0946	.	.	1009	.	.	.
Ashchurch for Tewkesbury	a	.	0955	.	.	.	.	.	.
Worcester Shrub Hill	⑦ a	.	1014	.	.	.	.	.	.
Worcester Foregate St	⑦ a	.	1018	.	.	.	.	.	.
Malvern Link	a	.	1027	.	.	.	.	.	.
Great Malvern	a	.	1033	.	.	.	.	.	.
Train continues to		MAN				EDB			

## SATURDAYS

BRISTOL TO CARDIFF, GLOUCESTER,  
CHELTENHAM SPA AND GREAT MALVERN

Operator Notes		XC	GW	GW	XC	GW	GW	GW	GW
Facilities		■	□		■	□			□
Westbury	d	.	.	.	.	.	0939	.	1010
Bath Spa	⑦ d	.	.	.	.	.	1009	.	1036
Oldfield Park	d	.	.	.	.	.	1012	.	.
Keynsham	d	.	.	.	.	.	1019	.	.
Taunton	d	.	.	0912	0950	.	.	.	.
Weston-super-Mare	d	.	.	0944	.	.	.	1010	.
Bristol Temple Meads	⑩ d	1000	1003	1023	1030	1034	1041	1045	1055
Lawrence Hill	d	.	.	.	.	1037	.	1048	.
Stapleton Road	d	.	1007	.	.	1039	.	1050	.
Clifton Down	a	.	1015	.	.	1047	.	.	.
Avonmouth	a	.	1031	.	.	1102	.	.	.
Severn Beach	a	.	.	.	.	.	.	.	.
Filton Abbey Wood	d	.	.	1032	.	.	1048	1056	1103
Bristol Parkway	⑦ a	1008	.	.	1038	.	1052	1104	.
Bristol Parkway	⑦ d	1010	.	.	1040	.	1052	.	.
Patchway	d	.	.	1036	.	.	.	.	.
Pilning	a	.	.	.	.	.	.	.	.
Severn Tunnel Junction	a	.	.	1047	.	.	.	.	.
Newport	a	.	.	1101	.	.	.	.	1125
Cardiff Central	⑦ a	.	.	1119	.	.	.	.	1142
Yate	d	.	.	.	.	.	1102	.	.
Cam & Dursley	d	.	.	.	.	.	1116	.	.
Gloucester	⑦ a	.	.	.	.	.	1132	.	.
Gloucester	⑦ d	.	.	.	.	.	1137	.	.
Cheltenham Spa	a	1039	.	.	1109	.	└	.	.
Ashchurch for Tewkesbury	a	.	.	.	.	.	.	.	.
Worcester Shrub Hill	⑦ a	.	.	.	.	.	.	.	.
Worcester Foregate St	⑦ a	.	.	.	.	.	.	.	.
Malvern Link	a	.	.	.	.	.	.	.	.
Great Malvern	a	.	.	.	.	.	.	.	.
Train continues to		MAN			GLC				

Operator Notes		XC	GW	GW	GW	XC	GW	GW	GW
Facilities		■	□			■	□		◇
Westbury	d	.	.	.	.	.	1038	.	1110
Bath Spa	⑦ d	.	.	.	.	.	1109	.	1136
Oldfield Park	d	.	.	.	.	.	1112	.	.
Keynsham	d	.	.	.	.	.	1119	.	.
Taunton	d	.	.	.	1011	1050	.	.	.
Weston-super-Mare	d	.	.	.	1043	.	.	1113	.
Bristol Temple Meads	⑩ d	1100	.	1116	1122	1130	1141	1147	1154
Lawrence Hill	d	.	.	1119	.	.	.	1150	.
Stapleton Road	d	.	.	1121	.	.	.	1152	.
Clifton Down	a	.	.	1129	.	.	.	.	.
Avonmouth	a	.	.	1140	.	.	.	.	.
Severn Beach	a	.	.	1153	.	.	.	.	.
Filton Abbey Wood	d	.	.	.	1131	.	1148	1158	1202
Bristol Parkway	⑦ a	1108	.	.	.	1138	1152	1204	.
Bristol Parkway	⑦ d	1110	.	.	.	1140	1152	.	.
Patchway	d	.	.	.	1135	.	.	.	.
Pilning	a	.	.	.	.	.	.	.	.
Severn Tunnel Junction	a	.	.	.	1146	.	.	.	.
Newport	a	.	.	.	1158	.	.	.	1224
Cardiff Central	⑦ a	.	.	.	1217	.	.	.	1244
Yate	d	.	.	.	.	.	1202	.	.
Cam & Dursley	d	.	.	.	.	.	1216	.	.
Gloucester	⑦ a	.	└	.	.	.	1231	.	.
Gloucester	⑦ d	.	1137	.	.	.	.	.	.
Cheltenham Spa	a	1140	1147	.	.	1209	.	.	.
Ashchurch for Tewkesbury	a	.	1156	.	.	.	.	.	.
Worcester Shrub Hill	⑦ a	.	1214	.	.	.	.	.	.
Worcester Foregate St	⑦ a	.	1217	.	.	.	.	.	.
Malvern Link	a	.	.	.	.	.	.	.	.
Great Malvern	a	.	.	.	.	.	.	.	.
Train continues to		MAN				ABD			

## SATURDAYS

BRISTOL TO CARDIFF, GLOUCESTER,  
CHELTENHAM SPA AND GREAT MALVERN

Operator Notes		XC	GW	GW	XC	GW	GW	GW	GW
Facilities		■	□		■	□	◇		◇
Westbury	d	.	.	.	.	.	1144	.	1210
Bath Spa	⑦ d	.	.	.	.	.	1215	.	1236
Oldfield Park	d	.	.	.	.	.	1218	.	.
Keynsham	d	.	.	.	.	.	1225	.	.
Taunton	d	1117	.	1104h	1150	.	.	.	.
Weston-super-Mare	d	.	.	1140	.	.	.	1210	.
Bristol Temple Meads	⑩ d	1200	1203	1221	1230	1236	1241	1245	1253
Lawrence Hill	d	.	.	.	.	1239	.	1248	.
Stapleton Road	d	.	1207	.	.	1241	.	1250	.
Clifton Down	a	.	1215	.	.	1249	.	.	.
Avonmouth	a	.	1231	.	.	1304	.	.	.
Severn Beach	a	.	.	.	.	.	.	.	.
Filton Abbey Wood	d	.	.	1231	.	.	1250	1256	1301
Bristol Parkway	⑦ a	1208	.	.	1238	.	1254	1304	.
Bristol Parkway	⑦ d	1210	.	.	1240	.	1255	.	.
Patchway	d	.	.	1235	.	.	.	.	.
Pilning	a	.	.	.	.	.	.	.	.
Severn Tunnel Junction	a	.	.	1246	.	.	.	.	.
Newport	a	.	.	1300	.	.	.	.	1324
Cardiff Central	⑦ a	.	.	1318	.	.	.	.	1342
Yate	d	.	.	.	.	.	1304	.	.
Cam & Dursley	d	.	.	.	.	.	1316	.	.
Gloucester	⑦ a	.	.	.	.	.	1332	.	.
Gloucester	⑦ d	.	.	.	.	.	1337	.	.
Cheltenham Spa	a	1239	.	.	1310	.	┌	.	.
Ashchurch for Tewkesbury	a	.	.	.	.	.	.	.	.
Worcester Shrub Hill	⑦ a	.	.	.	.	.	.	.	.
Worcester Foregate St	⑦ a	.	.	.	.	.	.	.	.
Malvern Link	a	.	.	.	.	.	.	.	.
Great Malvern	a	.	.	.	.	.	.	.	.
Train continues to		MAN			GLC				

Operator Notes		XC	GW	GW	GW	XC	GW	GW	GW
Facilities		■	□	◇		■	□		◇
Westbury	d	.	.	.	.	.	1248	.	1310
Bath Spa	⑦ d	.	.	.	.	.	1318	.	1336
Oldfield Park	d	.	.	.	.	.	1321	.	.
Keynsham	d	.	.	.	.	.	1329	.	.
Taunton	d	.	.	.	1207	1250	.	.	.
Weston-super-Mare	d	.	.	.	1239	.	.	1310	.
Bristol Temple Meads	⑩ d	1300	.	1316	1320	1330	1341	1345	1354
Lawrence Hill	d	.	.	1319	.	.	.	1348	.
Stapleton Road	d	.	.	1321	.	.	.	1351	.
Clifton Down	a	.	.	1329	.	.	.	.	.
Avonmouth	a	.	.	1340	.	.	.	.	.
Severn Beach	a	.	.	1353	.	.	.	.	.
Filton Abbey Wood	d	.	.	.	1330	.	1348	1357	1401
Bristol Parkway	⑦ a	1308	.	.	.	1338	1352	1404	.
Bristol Parkway	⑦ d	1310	.	.	.	1340	1352	.	.
Patchway	d	.	.	.	1335	.	.	.	.
Pilning	a	.	.	.	.	.	.	.	.
Severn Tunnel Junction	a	.	.	.	1346	.	.	.	.
Newport	a	.	.	.	1358	.	.	.	1424
Cardiff Central	⑦ a	.	.	.	1417	.	.	.	1441
Yate	d	.	.	.	.	.	1402	.	.
Cam & Dursley	d	.	.	.	.	.	1415	.	.
Gloucester	⑦ a	.	└	.	.	.	1434	.	.
Gloucester	⑦ d	.	1337	.	.	.	.	.	.
Cheltenham Spa	a	1339	1346	.	.	1409	.	.	.
Ashchurch for Tewkesbury	a	.	1355	.	.	.	.	.	.
Worcester Shrub Hill	⑦ a	.	1413	.	.	.	.	.	.
Worcester Foregate St	⑦ a	.	1417	.	.	.	.	.	.
Malvern Link	a	.	1427	.	.	.	.	.	.
Great Malvern	a	.	1432	.	.	.	.	.	.
Train continues to		MAN			DEE				

## SATURDAYS

BRISTOL TO CARDIFF, GLOUCESTER,  
CHELTENHAM SPA AND GREAT MALVERN

Operator Notes		XC	GW	GW	XC	GW	GW	GW	GW
Facilities		■	□		■	□			◇
Westbury	d	.	.	.	.	.	1338	.	1410
Bath Spa	⑦ d	.	.	.	.	.	1408	.	1436
Oldfield Park	d	.	.	.	.	.	1411	.	.
Keynsham	d	.	.	.	.	.	1418	.	.
Taunton	d	1315	.	1308h	1350	.	.	.	.
Weston-super-Mare	d	.	.	1341	.	.	.	1410	.
Bristol Temple Meads	⑩ d	1400	1403	1421	1430	1434	1441	1445	1453
Lawrence Hill	d	.	.	.	.	1437	.	1448	.
Stapleton Road	d	.	1407	.	.	1439	.	1450	.
Clifton Down	a	.	1415	.	.	1447	.	.	.
Avonmouth	a	.	1431	.	.	1502	.	.	.
Severn Beach	a	.	.	.	.	.	.	.	.
Filton Abbey Wood	d	.	.	1432	.	.	1448	1456	1501
Bristol Parkway	⑦ a	1408	.	.	1439	.	1452	1504	.
Bristol Parkway	⑦ d	1410	.	.	1440	.	1453	.	.
Patchway	d	.	.	1436	.	.	.	.	.
Pilning	a	.	.	1534st	.	.	.	.	.
Severn Tunnel Junction	a	.	.	1447	.	.	.	.	.
Newport	a	.	.	1459	.	.	.	.	1524
Cardiff Central	⑦ a	.	.	1517	.	.	.	.	1546
Yate	d	.	.	.	.	.	1503	.	.
Cam & Dursley	d	.	.	.	.	.	1517	.	.
Gloucester	⑦ a	.	.	.	.	.	1533	.	.
Gloucester	⑦ d	.	.	.	.	.	1537	.	.
Cheltenham Spa	a	1439	.	.	1509	.	└	.	.
Ashchurch for Tewkesbury	a	.	.	.	.	.	.	.	.
Worcester Shrub Hill	⑦ a	.	.	.	.	.	.	.	.
Worcester Foregate St	⑦ a	.	.	.	.	.	.	.	.
Malvern Link	a	.	.	.	.	.	.	.	.
Great Malvern	a	.	.	.	.	.	.	.	.
Train continues to		MAN			GLC				

Operator Notes		XC	GW	GW	GW	XC	GW	GW	GW
Facilities		■	□		■	□			◇
Westbury	d	.	.	.	.	.	1456	.	1511
Bath Spa	⑦ d	.	.	.	.	.	1522	.	1537
Oldfield Park	d	.	.	.	.	.	.	.	.
Keynsham	d	.	.	.	.	.	.	.	.
Taunton	d	.	.	.	1407	1452	.	.	.
Weston-super-Mare	d	.	.	.	1439	.	.	1510	.
Bristol Temple Meads	⑩ d	1500	.	1516	1521	1530	1541	1545	1555
Lawrence Hill	d	.	.	1519	.	.	.	1548	.
Stapleton Road	d	.	.	1521	.	.	.	1550	.
Clifton Down	a	.	.	1529	.	.	.	.	.
Avonmouth	a	.	.	1540	.	.	.	.	.
Severn Beach	a	.	.	1553	.	.	.	.	.
Filton Abbey Wood	d	.	.	.	1531	.	1548	1556	1602
Bristol Parkway	⑦ a	1508	.	.	.	1539	1552	1604	.
Bristol Parkway	⑦ d	1510	.	.	.	1540	1552	.	.
Patchway	d	.	.	.	1535	.	.	.	.
Pilning	a	.	.	.	.	.	.	.	.
Severn Tunnel Junction	a	.	.	.	1546	.	.	.	.
Newport	a	.	.	.	1558	.	.	.	1624
Cardiff Central	⑦ a	.	.	.	1615	.	.	.	1642
Yate	d	.	.	.	.	.	1602	.	.
Cam & Dursley	d	.	.	.	.	.	1616	.	.
Gloucester	⑦ a	.	└	.	.	.	1633	.	.
Gloucester	⑦ d	.	1537	.	.	.	.	.	.
Cheltenham Spa	a	1539	1547	.	.	1609	.	.	.
Ashchurch for Tewkesbury	a	.	1556	.	.	.	.	.	.
Worcester Shrub Hill	⑦ a	.	1614	.	.	.	.	.	.
Worcester Foregate St	⑦ a	.	1617	.	.	.	.	.	.
Malvern Link	a	.	1626	.	.	.	.	.	.
Great Malvern	a	.	1632	.	.	.	.	.	.
Train continues to		MAN			EDB				

## SATURDAYS

BRISTOL TO CARDIFF, GLOUCESTER,  
CHELTENHAM SPA AND GREAT MALVERN

Operator		XC	GW	GW	XC	GW	GW	GW	GW
Notes									
Facilities		■	□		■	□			◇
Westbury	d	.	.	.	.	.	1538	.	1610
Bath Spa	⑦ d	.	.	.	.	.	1608	.	1636
Oldfield Park	d	.	.	.	.	.	1611	.	.
Keynsham	d	.	.	.	.	.	1618	.	.
Taunton	d	1503	.	1507	1550	.	.	.	.
Weston-super-Mare	d	1529	.	1539	.	.	.	1610	.
Bristol Temple Meads	⑩ d	1600	1603	1621	1630	1634	1641	1645	1654
Lawrence Hill	d	.	1606	.	.	1637	.	1648	.
Stapleton Road	d	.	1608	.	.	1639	.	1650	.
Clifton Down	a	.	1616	.	.	1647	.	.	.
Avonmouth	a	.	1631	.	.	1702	.	.	.
Severn Beach	a	.	.	.	.	.	.	.	.
Filton Abbey Wood	d	.	.	1632	.	.	1648	1656	1702
Bristol Parkway	⑦ a	1608	.	.	1638	.	1652	1704	.
Bristol Parkway	⑦ d	1610	.	.	1640	.	1652	.	.
Patchway	d	.	.	1636	.	.	.	.	.
Pilning	a	.	.	.	.	.	.	.	.
Severn Tunnel Junction	a	.	.	1647	.	.	.	.	1714
Newport	a	.	.	1700	.	.	.	.	1726
Cardiff Central	⑦ a	.	.	1717	.	.	.	.	1742
Yate	d	.	.	.	.	.	1702	.	.
Cam & Dursley	d	.	.	.	.	.	1716	.	.
Gloucester	⑦ a	.	.	.	.	.	1733	.	.
Gloucester	⑦ d	.	.	.	.	.	1737	.	.
Cheltenham Spa	a	1639	.	.	1710	.	└	.	.
Ashchurch for Tewkesbury	a	.	.	.	.	.	.	.	.
Worcester Shrub Hill	⑦ a	.	.	.	.	.	.	.	.
Worcester Foregate St	⑦ a	.	.	.	.	.	.	.	.
Malvern Link	a	.	.	.	.	.	.	.	.
Great Malvern	a	.	.	.	.	.	.	.	.
Train continues to		MAN			EDB				

Operator		XC	GW	GW	GW	XC	GW	GW	GW
Notes									
Facilities		■	□		■	□			◇
Westbury	d	.	.	.	.	.	1639	.	1710
Bath Spa	⑦ d	.	.	.	.	.	1710	.	1736
Oldfield Park	d	.	.	.	.	.	1713	.	.
Keynsham	d	.	.	.	.	.	1720	.	.
Taunton	d	.	.	.	1607	1651	.	.	.
Weston-super-Mare	d	.	.	.	1639	.	.	1710	.
Bristol Temple Meads	⑩ d	1700	.	1716	1721	1730	1741	1745	1754
Lawrence Hill	d	.	.	1719	.	.	.	1748	.
Stapleton Road	d	.	.	1721	.	.	.	1751	.
Clifton Down	a	.	.	1729	.	.	.	.	.
Avonmouth	a	.	.	1740	.	.	.	.	.
Severn Beach	a	.	.	1753	.	.	.	.	.
Filton Abbey Wood	d	.	.	.	1730	.	1748	1757	1801
Bristol Parkway	⑦ a	1708	.	.	.	1739	1752	1804	.
Bristol Parkway	⑦ d	1710	.	.	.	1740	1752	.	.
Patchway	d	.	.	.	1735	.	.	.	.
Pilning	a	.	.	.	.	.	.	.	.
Severn Tunnel Junction	a	.	.	.	1746	.	.	.	1813
Newport	a	.	.	.	1758	.	.	.	1825
Cardiff Central	⑦ a	.	.	.	1815	.	.	.	1843
Yate	d	.	.	.	.	.	1802	.	.
Cam & Dursley	d	.	.	.	.	.	1815	.	.
Gloucester	⑦ a	.	└	.	.	.	1832	.	.
Gloucester	⑦ d	.	1737	.	.	.	.	.	.
Cheltenham Spa	a	1739	1747	.	.	1811	.	.	.
Ashchurch for Tewkesbury	a	.	1756	.	.	.	.	.	.
Worcester Shrub Hill	⑦ a	.	1816	.	.	.	.	.	.
Worcester Foregate St	⑦ a	.	1822	.	.	.	.	.	.
Malvern Link	a	.	1831	.	.	.	.	.	.
Great Malvern	a	.	1836	.	.	.	.	.	.
Train continues to		MAN			YRK				

## SATURDAYS

BRISTOL TO CARDIFF, GLOUCESTER,  
CHELTENHAM SPA AND GREAT MALVERN

Operator		XC	GW	GW	XC	GW	GW	GW	XC
Notes									
Facilities		■	□		■	□		□	■
Westbury	d	.	.	.	.	1748	.	1810	.
Bath Spa	⑦ d	.	.	.	.	1818	.	1836	.
Oldfield Park	d	.	.	.	.	1821	.	.	.
Keynsham	d	.	.	.	.	1828	.	.	.
Taunton	d	1721	.	1706h	1751	.	.	.	.
Weston-super-Mare	d	.	.	1740	.	.	1810	.	.
Bristol Temple Meads	⑩ d	1800	1803	1823	1830	1841	1845	1854	1900
Lawrence Hill	d	.	1806	.	.	.	1848	.	.
Stapleton Road	d	.	1808	.	.	.	1850	.	.
Clifton Down	a	.	1816	.	.	.	.	.	.
Avonmouth	a	.	1828	.	.	.	.	.	.
Severn Beach	a	.	1840	.	.	.	.	.	.
Filton Abbey Wood	d	.	.	1832	.	1848	1856	1901	.
Bristol Parkway	⑦ a	1808	.	.	1838	1852	1904	.	1908
Bristol Parkway	⑦ d	1810	.	.	1839	1852	.	.	1910
Patchway	d	.	.	1836	.	.	.	.	.
Pilning	a	.	.	.	.	.	.	.	.
Severn Tunnel Junction	a	.	.	1847	.	.	.	.	.
Newport	a	.	.	1900	.	.	.	1923	.
Cardiff Central	⑦ a	.	.	1917	.	.	.	1940	.
Yate	d	.	.	.	.	1902	.	.	.
Cam & Dursley	d	.	.	.	.	1916	.	.	.
Gloucester	⑦ a	.	.	.	.	1932	.	.	.
Gloucester	⑦ d	.	.	.	.	1938	.	.	.
Cheltenham Spa	a	1839	.	.	1910	└	.	.	1939
Ashchurch for Tewkesbury	a	.	.	.	.	.	.	.	.
Worcester Shrub Hill	⑦ a	.	.	.	.	.	.	.	.
Worcester Foregate St	⑦ a	.	.	.	.	.	.	.	.
Malvern Link	a	.	.	.	.	.	.	.	.
Great Malvern	a	.	.	.	.	.	.	.	.
Train continues to		MAN			LDS				MAN

Operator		GW	GW	GW	XC	GW	GW	GW	XC
Notes									
Facilities					■	□		◇	■
Westbury	d	.	.	.	.	1846	.	1910	.
Bath Spa	⑦ d	.	.	.	.	1915	.	1936	.
Oldfield Park	d	.	.	.	.	1918	.	.	.
Keynsham	d	.	.	.	.	1926	.	.	.
Taunton	d	.	.	1808	1851	.	.	.	.
Weston-super-Mare	d	.	.	1840	.	.	1910	.	.
Bristol Temple Meads	⑩ d	.	1903	1919	1930	1941	1945	1954	2000
Lawrence Hill	d	.	1906	.	.	.	1948	.	.
Stapleton Road	d	.	1908	.	.	.	1950	.	.
Clifton Down	a	.	1916	.	.	.	.	.	.
Avonmouth	a	.	1928	.	.	.	.	.	.
Severn Beach	a	.	1940	.	.	.	.	.	.
Filton Abbey Wood	d	.	.	1927	.	1948	1956	2001	.
Bristol Parkway	⑦ a	.	.	.	1939	1952	2004	.	2008
Bristol Parkway	⑦ d	.	.	.	1940	1952	.	.	2010
Patchway	d	.	.	1931	.	.	.	.	.
Pilning	a	.	.	.	.	.	.	.	.
Severn Tunnel Junction	a	.	.	1942	.	.	.	.	.
Newport	a	.	.	1955	.	.	.	2023	.
Cardiff Central	⑦ a	.	.	2013	.	.	.	2042	.
Yate	d	.	.	.	.	2002	.	.	.
Cam & Dursley	d	.	.	.	.	2016	.	.	.
Gloucester	⑦ a	└	.	.	.	2032	.	.	.
Gloucester	⑦ d	1938	.	.	.	2038	.	.	.
Cheltenham Spa	a	1947	.	.	2011	└	.	.	2039
Ashchurch for Tewkesbury	a	1956	.	.	.	.	.	.	.
Worcester Shrub Hill	⑦ a	2014	.	.	.	.	.	.	.
Worcester Foregate St	⑦ a	2022	.	.	.	.	.	.	.
Malvern Link	a	2032	.	.	.	.	.	.	.
Great Malvern	a	2035	.	.	.	.	.	.	.
Train continues to					LDS				BHM

## SATURDAYS

BRISTOL TO CARDIFF, GLOUCESTER,  
CHELTENHAM SPA AND GREAT MALVERN

Operator Notes		GW	XC	XC	GW	GW	GW	GW	GW
<b>Facilities</b>			■	■			◇		
Westbury	d	.	.	.	.	.	2010	.	.
Bath Spa	⑦ d	.	.	.	.	.	2036	.	.
Oldfield Park	d	.	.	.	.	.	.	.	.
Keynsham	d	.	.	.	.	.	.	.	.
Taunton	d	.	.	1950	.	.	.	2017	.
Weston-super-Mare	d	.	.	.	.	.	.	2050	.
<b>Bristol Temple Meads</b> ⑩	d	.	2010	2030	2034	2041	2053	2129	2140
Lawrence Hill	d	.	.	.	2037	.	.	.	2143
<b>Stapleton Road</b>	d	.	.	.	2039	.	.	.	2145
Clifton Down	a	.	.	.	2047	.	.	.	2153
Avonmouth	a	.	.	.	2059	.	.	.	2208
Severn Beach	a	.	.	.	2111	.	.	.	.
<b>Filton Abbey Wood</b>	d	.	2017	.	.	2048	2101	2136	.
Bristol Parkway	⑦ a	.	.	2038	.	2052	.	.	.
Bristol Parkway	⑦ d	.	.	2040	.	2052	.	.	.
Patchway	d	.	2021	.	.	.	.	2141	.
Pilning	a	.	.	.	.	.	.	.	.
Severn Tunnel Junction	a	.	2031	.	.	.	.	2152	.
Newport	a	.	2044	.	.	.	2123	2209	.
Cardiff Central	⑦ a	.	2100	.	.	.	2142	2232	.
Yate	d	.	.	.	.	2102	.	.	.
Cam & Dursley	d	.	.	.	.	2116	.	.	.
Gloucester	⑦ a	←	.	.	.	2132	.	.	.
Gloucester	⑦ d	2038	.	.	.	2138	.	.	.
Cheltenham Spa	a	2048	.	2109	.	2148	.	.	.
Ashchurch for Tewkesbury	a	.	.	.	.	2157	.	.	.
Worcester Shrub Hill	⑦ a	.	.	.	.	2218	.	.	.
Worcester Foregate St	⑦ a	.	.	.	.	.	.	.	.
Malvern Link	a	.	.	.	.	.	.	.	.
Great Malvern	a	.	.	.	.	.	.	.	.
<b>Train continues to</b>				<b>BHM</b>					

Operator Notes		GW	GW	GW	GW
<b>Facilities</b>		◇			◇
Westbury	d	2110	.	.	2212
Bath Spa	⑦ d	2138	.	.	2238
Oldfield Park	d	.	.	.	.
Keynsham	d	.	.	.	.
Taunton	d	.	.	.	.
Weston-super-Mare	d	.	.	.	.
<b>Bristol Temple Meads</b> ⑩	d	2157	2211	2216	2255
Lawrence Hill	d	.	.	2219	.
<b>Stapleton Road</b>	d	.	.	2221	.
Clifton Down	a	.	.	2229	.
Avonmouth	a	.	.	2240	.
Severn Beach	a	.	.	2253	.
<b>Filton Abbey Wood</b>	d	2204	2219	.	2302
Bristol Parkway	⑦ a	.	2222	.	.
Bristol Parkway	⑦ d	.	2223	.	.
Patchway	d	2209	.	.	2307
Pilning	a	.	.	.	.
Severn Tunnel Junction	a	2219	.	.	2317
Newport	a	2237	.	.	2335
Cardiff Central	⑦ a	2300	.	.	2356
Yate	d	.	2232	.	.
Cam & Dursley	d	.	2246	.	.
Gloucester	⑦ a	.	2303	.	.
Gloucester	⑦ d	.	.	.	.
Cheltenham Spa	a	.	.	.	.
Ashchurch for Tewkesbury	a	.	.	.	.
Worcester Shrub Hill	⑦ a	.	.	.	.
Worcester Foregate St	⑦ a	.	.	.	.
Malvern Link	a	.	.	.	.
Great Malvern	a	.	.	.	.
<b>Train continues to</b>					



**SUNDAYS**

**BRISTOL TO CARDIFF, GLOUCESTER, CHELTENHAM SPA AND GREAT MALVERN**

Operator		GW	GW	XC	GW	GW	GW	XC	GW	GW
Notes										
Facilities		◇		■	■			■	◇	
Westbury	d	*	*	*	*	0856	*	*	0943	*
Bath Spa	⑦ d	*	*	*	*	0925	*	*	1012	*
Oldfield Park	d	*	*	*	*	0928	*	*	1015	*
Keynsham	d	*	*	*	*	0935	*	*	1022	*
Taunton	d	*	*	*	*	*	*	*	*	1003
Weston-super-Mare	d	*	*	*	*	*	*	*	*	1040
Bristol Temple Meads	⑩ d	0848	0901	0915	0920	0949	1023	1030	1040	1123
Lawrence Hill	d	*	0904	*	*	*	1026	*	*	1126
Stapleton Road	d	*	0906	*	*	*	1028	*	*	1128
Clifton Down	a	*	0914	*	*	*	1036	*	*	1136
Avonmouth	a	*	0925	*	*	*	1049	*	*	1149
Severn Beach	a	*	0936	*	*	1102n	*	*	*	1202n
Filton Abbey Wood	d	0855	*	*	0925	0958	*	*	1047	*
Bristol Parkway	⑦ a	*	*	0923	0929	*	*	1038	*	*
Bristol Parkway	⑦ d	*	*	0925	0929	*	*	1040	*	*
Patchway	d	*	*	*	*	*	*	*	1052	*
Severn Tunnel Junction	a	0907	*	*	*	1010	*	*	1103	*
Newport	a	0924	*	*	*	1021	*	*	1114	*
Cardiff Central	⑦ a	0945	*	*	*	1042	*	*	1136	*
Yate	d	*	*	*	0940	*	*	*	*	*
Cam & Dursley	d	*	*	*	0953	*	*	*	*	*
Gloucester	⑦ a	*	*	0952	1010	*	*	*	*	*
Gloucester	⑦ d	*	*	1000	1012	*	*	*	*	*
Cheltenham Spa	a	*	*	1009	1021	*	*	1109	*	*
Ashchurch for Tewkesbury	a	*	*	*	1030	*	*	*	*	*
Worcester Shrub Hill	⑦ a	*	*	*	1051	*	*	*	*	*
Worcester Foregate St	⑦ a	*	*	*	*	*	*	*	*	*
Malvern Link	a	*	*	*	*	*	*	*	*	*
Great Malvern	a	*	*	*	*	*	*	*	*	*
Train continues to				EDB				GLC		

Operator		XC	GW	GW	GW	XC	GW	GW	XC	GW
Notes										
Facilities		■	■	■		■		◇	■	
Westbury	d	*	1058	*	*	*	*	*	*	*
Bath Spa	⑦ d	*	1124	*	*	*	*	*	*	*
Oldfield Park	d	*	1127	*	*	*	*	*	*	*
Keynsham	d	*	1135	*	*	*	*	*	*	*
Taunton	d	1050	*	*	*	1152	*	*	1200	*
Weston-super-Mare	d	*	*	*	*	*	*	*	1221	*
Bristol Temple Meads	⑩ d	1130	1147	1211	1223	1230	*	1248	1300	1323
Lawrence Hill	d	*	*	*	1226	*	*	*	*	1326
Stapleton Road	d	*	*	*	1228	*	*	*	*	1328
Clifton Down	a	*	*	*	1236	*	*	*	*	1336
Avonmouth	a	*	*	*	1249	*	*	*	*	1349
Severn Beach	a	*	*	*	1302n	*	*	*	*	1402n
Filton Abbey Wood	d	*	1155	1216	*	*	*	1255	*	*
Bristol Parkway	⑦ a	1138	*	1220	*	1238	*	*	1308	*
Bristol Parkway	⑦ d	1140	*	1222	*	1240	*	*	1310	*
Patchway	d	*	*	*	*	*	*	*	*	*
Severn Tunnel Junction	a	*	1208	*	*	*	*	1307	*	*
Newport	a	*	1221	*	*	*	*	1319	*	*
Cardiff Central	⑦ a	*	1241	*	*	*	*	1340	*	*
Yate	d	*	*	1232	*	*	*	*	*	*
Cam & Dursley	d	*	*	1246	*	*	*	*	*	*
Gloucester	⑦ a	*	*	1304	*	*	←	*	*	*
Gloucester	⑦ d	*	*	1305	*	*	1305	*	*	*
Cheltenham Spa	a	1209	*	←	*	1309	1316	*	1339	*
Ashchurch for Tewkesbury	a	*	*	*	*	*	1325	*	*	*
Worcester Shrub Hill	⑦ a	*	*	*	*	*	1342	*	*	*
Worcester Foregate St	⑦ a	*	*	*	*	*	*	*	*	*
Malvern Link	a	*	*	*	*	*	*	*	*	*
Great Malvern	a	*	*	*	*	*	*	*	*	*
Train continues to		ABD				GLC			MAN	

**SUNDAYS**
**BRISTOL TO CARDIFF, GLOUCESTER,  
CHELTENHAM SPA AND GREAT MALVERN**

Operator		XC	GW	XC	GW	GW	XC	GW	GW	XC
Notes										
Facilities		■	◇	■	◇		■	◇	■	◇
Westbury	d	•	1256	•	•	•	•	•	1356	•
Bath Spa	⑦ d	•	1323	•	•	•	•	•	1425	•
Oldfield Park	d	•	1326	•	•	•	•	•	1428	•
Keynsham	d	•	1333	•	•	•	•	•	1436	•
Taunton	d	1250	•	1323	•	•	1350	•	•	•
Weston-super-Mare	d	•	•	•	•	•	•	•	•	•
Bristol Temple Meads	⑩ d	1330	1348	1400	1416	1423	1430	1439	1448	1500
Lawrence Hill	d	•	•	•	•	1426	•	•	•	•
Stapleton Road	d	•	•	•	•	1428	•	•	•	•
Clifton Down	a	•	•	•	•	1436	•	•	•	•
Avonmouth	a	•	•	•	•	1449	•	•	•	•
Severn Beach	a	•	•	•	•	1502n	•	•	•	•
Filton Abbey Wood	d	•	1355	•	1423	•	•	1446	1455	•
Bristol Parkway	⑦ a	1338	•	1408	•	•	1439	1450	•	1508
Bristol Parkway	⑦ d	1340	•	1410	•	•	1440	1451	•	1510
Patchway	d	•	•	•	•	•	•	•	•	•
Severn Tunnel Junction	a	•	1407	•	1435	•	•	•	1505	•
Newport	a	•	1419	•	1447	•	•	•	1520	•
Cardiff Central	⑦ a	•	1441	•	1508	•	•	•	1541	•
Yate	d	•	•	•	•	•	•	1502	•	•
Cam & Dursley	d	•	•	•	•	•	•	1516	•	•
Gloucester	⑦ a	•	•	•	•	•	•	1533	•	•
Gloucester	⑦ d	•	•	•	•	•	•	1535	•	•
Cheltenham Spa	a	1409	•	1439	•	•	1510	↳	•	1537
Ashchurch for Tewkesbury	a	•	•	•	•	•	•	•	•	•
Worcester Shrub Hill	⑦ a	•	•	•	•	•	•	•	•	•
Worcester Foregate St	⑦ a	•	•	•	•	•	•	•	•	•
Malvern Link	a	•	•	•	•	•	•	•	•	•
Great Malvern	a	•	•	•	•	•	•	•	•	•
Train continues to		EDB		MAN			GLC			MAN

Operator		GW	GW	XC	GW	XC	GW	GW	XC	GW
Notes										
Facilities				■	◇	■	◇		■	◇
Westbury	d	•	•	•	1500	•	•	•	•	•
Bath Spa	⑦ d	•	•	•	1525	•	•	•	•	•
Oldfield Park	d	•	•	•	•	•	•	•	•	•
Keynsham	d	•	•	•	•	•	•	•	•	•
Taunton	d	•	•	1449	•	•	•	1509	1551	•
Weston-super-Mare	d	•	•	•	•	•	•	1545	•	•
Bristol Temple Meads	⑩ d	•	1523	1530	1548	1600	1612	1623	1630	1641
Lawrence Hill	d	•	1526	•	•	•	•	1626	•	•
Stapleton Road	d	•	1528	•	•	•	•	1628	•	•
Clifton Down	a	•	1536	•	•	•	•	1636	•	•
Avonmouth	a	•	1549	•	•	•	•	1647	•	•
Severn Beach	a	•	1602n	•	•	•	•	1702n	•	•
Filton Abbey Wood	d	•	•	•	1555	•	1619	•	•	1646
Bristol Parkway	⑦ a	•	•	1538	•	1608	•	•	1639	1650
Bristol Parkway	⑦ d	•	•	1540	•	1610	•	•	1640	1651
Patchway	d	•	•	•	•	•	•	•	•	•
Severn Tunnel Junction	a	•	•	•	1608	•	1632	•	•	•
Newport	a	•	•	•	1620	•	1644	•	•	•
Cardiff Central	⑦ a	•	•	•	1642	•	1706	•	•	•
Yate	d	•	•	•	•	•	•	•	•	1702
Cam & Dursley	d	•	•	•	•	•	•	•	•	1716
Gloucester	⑦ a	↳	•	•	•	•	•	•	•	1733
Gloucester	⑦ d	1535	•	•	•	•	•	•	•	1735
Cheltenham Spa	a	1545	•	1609	•	1639	•	•	1709	↳
Ashchurch for Tewkesbury	a	1555	•	•	•	•	•	•	•	•
Worcester Shrub Hill	⑦ a	1612	•	•	•	•	•	•	•	•
Worcester Foregate St	⑦ a	•	•	•	•	•	•	•	•	•
Malvern Link	a	•	•	•	•	•	•	•	•	•
Great Malvern	a	•	•	•	•	•	•	•	•	•
Train continues to				EDB		MAN			EDB	

**SUNDAYS**
**BRISTOL TO CARDIFF, GLOUCESTER,  
CHELTENHAM SPA AND GREAT MALVERN**

Operator		GW	GW	XC	GW	XC	GW	GW	XC	XC
Notes										
Facilities		◇		■	■	■	■	■	■	■
Westbury	d	1604	.	.	.	.	1700	.	.	.
Bath Spa	⑦ d	1629	.	.	.	.	1725	.	.	.
Oldfield Park	d	.	.	.	.	.	1728	.	.	.
Keynsham	d	.	.	.	.	.	1736	.	.	.
Taunton	d	.	.	1559	.	1652	.	.	.	1751
Weston-super-Mare	d	.	1610	1629	.	.	.	.	.	.
Bristol Temple Meads	⑩ d	1648	1653	1700	.	1730	1748	1753	1800	1830
Lawrence Hill	d	.	1656	.	.	.	.	1756	.	.
Stapleton Road	d	.	1658	.	.	.	.	1758	.	.
Clifton Down	a	.	1706	.	.	.	.	1806	.	.
Avonmouth	a	.	1717	.	.	.	.	1817	.	.
Severn Beach	a	.	1734q	.	.	.	.	1830n	.	.
Filton Abbey Wood	d	1655	.	.	.	.	1755	.	.	.
Bristol Parkway	⑦ a	.	.	1708	.	1739	.	.	1808	1839
Bristol Parkway	⑦ d	.	.	1710	.	1740	.	.	1810	1840
Patchway	d	1700	.	.	.	.	.	.	.	.
Severn Tunnel Junction	a	1710	.	.	.	.	1808	.	.	.
Newport	a	1721	.	.	.	.	1820	.	.	.
Cardiff Central	⑦ a	1743	.	.	.	.	1842	.	.	.
Yate	d	.	.	.	.	.	.	.	.	.
Cam & Dursley	d	.	.	.	.	.	.	.	.	.
Gloucester	⑦ a	.	.	.	←	.	.	.	.	.
Gloucester	⑦ d	.	.	.	1735	.	.	.	.	.
Cheltenham Spa	a	.	.	1739	1745	1809	.	.	1839	1910
Ashchurch for Tewkesbury	a	.	.	.	1755	.	.	.	.	.
Worcester Shrub Hill	⑦ a	.	.	.	1815	.	.	.	.	.
Worcester Foregate St	⑦ a	.	.	.	.	.	.	.	.	.
Malvern Link	a	.	.	.	.	.	.	.	.	.
Great Malvern	a	.	.	.	.	.	.	.	.	.
Train continues to				MAN		YRK			MAN	LDS




Operator		GW	GW	GW	XC	GW	XC	GW	GW	XC
Notes				D					D	
Facilities		◇		■	■	■	◇	■		■
Westbury	d	.	1800	.	.	.	.	1901	.	.
Bath Spa	⑦ d	.	1830	.	.	.	.	1925	.	.
Oldfield Park	d	.	.	.	.	.	.	.	.	.
Keynsham	d	.	.	.	.	.	.	.	.	.
Taunton	d	.	.	.	.	.	1850	.	.	1924
Weston-super-Mare	d	.	.	1809	.	.	.	.	.	.
Bristol Temple Meads	⑩ d	1837	1848	1850	1900	.	1930	1947	1953	2000
Lawrence Hill	d	.	.	1853	.	.	.	.	1956	.
Stapleton Road	d	.	.	1855	.	.	.	.	1958	.
Clifton Down	a	.	.	1906	.	.	.	.	2006	.
Avonmouth	a	.	.	1918	.	.	.	.	2017	.
Severn Beach	a	.	.	1929	.	.	.	.	.	.
Filton Abbey Wood	d	1842	1855	.	.	.	.	1954	.	.
Bristol Parkway	⑦ a	1846	.	.	1908	.	1938	.	.	2008
Bristol Parkway	⑦ d	1846	.	.	1910	.	1940	.	.	2009
Patchway	d	.	.	.	.	.	.	1959	.	.
Severn Tunnel Junction	a	.	1908	.	.	.	.	2010	.	.
Newport	a	.	1920	.	.	.	.	2022	.	.
Cardiff Central	⑦ a	.	1940	.	.	.	.	2043	.	.
Yate	d	1858	.	.	.	.	.	.	.	.
Cam & Dursley	d	1912	.	.	.	.	.	.	.	.
Gloucester	⑦ a	1931	.	.	.	←	.	.	.	.
Gloucester	⑦ d	1934	.	.	.	1934	.	.	.	.
Cheltenham Spa	a	←	.	.	1940	1946	2009	.	.	2039
Ashchurch for Tewkesbury	a	.	.	.	.	1956	.	.	.	.
Worcester Shrub Hill	⑦ a	.	.	.	.	2021	.	.	.	.
Worcester Foregate St	⑦ a	.	.	.	.	.	.	.	.	.
Malvern Link	a	.	.	.	.	.	.	.	.	.
Great Malvern	a	.	.	.	.	.	.	.	.	.
Train continues to					MAN		LDS			BHM




**SUNDAYS**
**BRISTOL TO CARDIFF, GLOUCESTER,  
CHELTENHAM SPA AND GREAT MALVERN**




Operator		XC	GW	GW	GW	GW	XC	GW	GW
Notes			A		D				
Facilities		■		◇		◇	■		◇
Westbury	d	•	1941	•	2000	•	2100	•	2200
Bath Spa	⑦ d	•	•	•	2025	•	2125	•	2225
Oldfield Park	d	•	•	•	•	•	•	•	•
Keynsham	d	•	•	•	•	•	•	•	•
Taunton	d	1952	•	•	•	•	•	•	•
Weston-super-Mare	d	•	•	•	•	•	•	•	•
Bristol Temple Meads  ⑩	d	2030	•	2041	2048	2053	2148	2210	2230 2249
Lawrence Hill	d	•	•	•	•	2056	•	•	•
Stapleton Road	d	•	•	•	•	2058	•	•	•
Clifton Down	a	•	•	•	•	2107	•	•	•
Avonmouth	a	•	•	•	•	•	•	•	•
Severn Beach	a	•	•	•	•	•	•	•	•
Filton Abbey Wood	d	•	•	2047	2055	•	2155	•	2235 2256
Bristol Parkway  ⑦	a	2039	•	2051	•	•	•	2219	2239 •
Bristol Parkway  ⑦	d	2040	•	2051	•	•	•	2220	2239 •
Patchway	d	•	•	•	•	•	2200	•	•
Severn Tunnel Junction	a	•	•	•	2107	•	2211	•	• 2309
Newport	a	•	•	•	2120	•	2224	•	• 2321
Cardiff Central  ⑦	a	•	•	•	2140	•	2249	•	• 2341
Yate	d	•	•	2103	•	•	•	•	2250 •
Cam & Dursley	d	•	•	2117	•	•	•	•	2303 •
Gloucester  ⑦	a	•	2120	2134	•	•	•	•	2321 •
Gloucester  ⑦	d	•	2126	2138	•	•	•	•	•
Cheltenham Spa	a	2109	2134	2147	•	•	•	2248	•
Ashchurch for Tewkesbury	a	•	•	•	•	•	•	•	•
Worcester Shrub Hill  ⑦	a	•	•	•	•	•	•	•	•
Worcester Foregate St  ⑦	a	•	•	•	•	•	•	•	•
Malvern Link	a	•	•	•	•	•	•	•	•
Great Malvern	a	•	•	•	•	•	•	•	•
Train continues to		LDS						BHM	




**MONDAYS TO FRIDAYS**




**ASHCHURCH FOR TEWKESBURY AND  
CHELTENHAM SPA TO GLOUCESTER**




Operator Notes	AW	GW ■	XC ■	GW	GW ■	XC ■	GW	GW ■
Ashchurch for Tewkesbury d	·	0544	·	·	·	0627	0705	·
Cheltenham Spa  a	·	0552	·	·	·	0636	0715	·
Cheltenham Spa  d	0537	0554	0602	0624	0630	0643	0716	0731
Gloucester  ⑦ a	0548	0603	0612	0634	0639	0653	0726	0740




Operator Notes	AW	XC ■	GW ■	AW	XC ■	GW	GW	XC ■
Ashchurch for Tewkesbury d	·	·	·	·	·	·	0924	·
Cheltenham Spa  a	·	·	·	·	·	·	0933	·
Cheltenham Spa  d	0746	0811	0831	0846	0911	0918	0933	1010
Gloucester  ⑦ a	0757	0820	0840	0858	0920	0928	0942	1020




Operator Notes	GW ■	AW	XC ■	GW	GW	AW	XC ■	GW ■
Ashchurch for Tewkesbury d	·	·	·	·	1124	·	·	·
Cheltenham Spa  a	·	·	·	·	1132	·	·	·
Cheltenham Spa  d	1036	1045	1111	1120	1133	1146	1210	1236
Gloucester  ⑦ a	1045	1057	1120	1130	1144	1157	1220	1245

Operator Notes	XC ■	GW	GW	AW	XC ■	GW CS ■	XC ■	GW
Ashchurch for Tewkesbury d	·	·	1324	·	·	·	·	·
Cheltenham Spa  a	·	·	1332	·	·	·	·	·
Cheltenham Spa  d	1311	1320	1333	1345	1410	1436	1511	1520
Gloucester  ⑦ a	1320	1330	1343	1357	1422	1445	1520	1530

Operator Notes	GW	XC ■	GW ■	AW	XC ■	GW	GW	AW
Ashchurch for Tewkesbury d	1524	·	·	·	1705	1724	·	·
Cheltenham Spa  a	1533	·	·	·	1714	1732	·	·
Cheltenham Spa  d	1533	1611	1620	1645	1714	1733	1741	1745
Gloucester  ⑦ a	1543	1622	1630	1656	1724	1742	1751	1757

Operator Notes	XC ■	GW ■	AW	XC ■	XC ■	GW	AW	GW
Ashchurch for Tewkesbury d	1808	·	·	·	·	1924	·	·
Cheltenham Spa  a	1816	·	·	·	·	1933	·	·
Cheltenham Spa  d	1817	1834	1845	1852	1913	1934	1945	2001
Gloucester  ⑦ a	1828	1843	1858	1901	1923	1942	1956	2011




Operator Notes	XC ■	GW	GW	XC ■	GW ■	XC ■	GW	GW
Ashchurch for Tewkesbury d	·	·	·	·	·	·	·	2208
Cheltenham Spa  a	·	·	·	·	·	·	·	2218
Cheltenham Spa  d	2011	2020	2102	2111	2120	2152	2201	2218
Gloucester  ⑦ a	2020	2029	2111	2119	2129	2202	2211	2228




Operator Notes	AW	GW	WM FO
Ashchurch for Tewkesbury d	·	2251	2359
Cheltenham Spa  a	·	2304	0008
Cheltenham Spa  d	2300	2305	0008
Gloucester  ⑦ a	2311	2317	0019




**FO** Operates Fridays only




**SATURDAYS**




**ASHCHURCH FOR TEWKESBURY AND  
CHELTENHAM SPA TO GLOUCESTER**




Operator Notes	WM	GW	XC ■	XC ■	GW	GW	GW ■	AW
Ashchurch for Tewkesbury d	2359p	.	.	0633	.	0705	.	.
Cheltenham Spa  a	0008	.	.	0642	.	0715	.	.
Cheltenham Spa  d	0008	0530	0603	0642	0648	0716	0731	0745
Gloucester  ⑦ a	0019	0541	0612	0652	0658	0725	0740	0757




Operator Notes	XC ■	AW	GW ■	XC ■	GW	GW	XC ■	AW
Ashchurch for Tewkesbury d	.	.	.	.	0927	.	.	.
Cheltenham Spa  a	.	.	.	.	0935	.	.	.
Cheltenham Spa  d	0811	0845	0900	0911	0936	1001	1011	1045
Gloucester  ⑦ a	0820	0857	0909	0920	0945	1012	1020	1056

Operator Notes	GW ■	XC ■	GW	AW	GW	XC ■	GW ■	XC ■
Ashchurch for Tewkesbury d	.	.	1129	.	.	.	.	.
Cheltenham Spa  a	.	.	1137	.	.	.	.	.
Cheltenham Spa  d	1100	1111	1138	1146	1201	1211	1300	1311
Gloucester  ⑦ a	1109	1120	1147	1156	1212	1220	1310	1320

Operator Notes	GW	AW	GW	XC ■	GW ■	XC ■	GW	GW
Ashchurch for Tewkesbury d	1311	.	.	.	.	.	1524	.
Cheltenham Spa  a	1319	.	.	.	.	.	1533	.
Cheltenham Spa  d	1320	1345	1401	1411	1500	1511	1534	1601
Gloucester  ⑦ a	1335	1357	1412	1420	1509	1520	1543	1612




Operator Notes	XC ■	AW	GW ■	XC ■	GW	AW	GW	XC ■
Ashchurch for Tewkesbury d	.	.	.	.	1724	.	.	1808
Cheltenham Spa  a	.	.	.	.	1733	.	.	1816
Cheltenham Spa  d	1611	1645	1700	1710	1734	1745	1801	1817
Gloucester  ⑦ a	1620	1656	1710	1720	1744	1756	1812	1825




Operator Notes	AW	GW ■	XC ■	GW	AW	GW	XC ■	GW
Ashchurch for Tewkesbury d	.	.	.	1924	.	.	.	.
Cheltenham Spa  a	.	.	.	1933	.	.	.	.
Cheltenham Spa  d	1845	1900	1911	1934	1945	2002	2011	2102
Gloucester  ⑦ a	1856	1910	1920	1944	1956	2012	2020	2112




Operator Notes	XC ■	GW	XC ■	GW	GW
Ashchurch for Tewkesbury d	.	.	.	2151	2241
Cheltenham Spa  a	.	.	.	2200	2251
Cheltenham Spa  d	2111	2120	2152	2202	2251
Gloucester  ⑦ a	2120	2130	2201	2212	2301




p Previous night

**SUNDAYS**
**ASHCHURCH FOR TEWKESBURY AND  
CHELTENHAM SPA TO GLOUCESTER**

Operator Notes	GW	GW	XC ■	GW ■	XC ■	GW	AW	GW
Ashchurch for Tewkesbury d	.	.	.	.	.	1153	.	.
Cheltenham Spa  a	.	.	.	.	.	1203	.	.
Cheltenham Spa  d	0924	1004	1052	1118	1152	1203	1221	1246
Gloucester  ⑦ a	0935	1014	1102	1127	1202	1214	1231	1256

Operator Notes	XC ■	GW ■	XC ■	AW	GW	XC ■	GW ■	XC ■
Ashchurch for Tewkesbury d	.	.	.	.	1451	.	.	.
Cheltenham Spa  a	.	.	.	.	1500	.	.	.
Cheltenham Spa  d	1310	1346	1410	1419	1501	1510	1546	1610
Gloucester  ⑦ a	1320	1358	1420	1432	1511	1522	1557	1620

Operator Notes	AW	GW	GW	XC ■	GW ■	XC ■	AW	GW
Ashchurch for Tewkesbury d	.	.	1656	.	.	.	.	1856
Cheltenham Spa  a	.	.	1704	.	.	.	.	1904
Cheltenham Spa  d	1619	1646	1706	1711	1746	1810	1835	1906
Gloucester  ⑦ a	1633	1657	1716	1720	1755	1820	1846	1916

Operator Notes	XC ■	GW ■	XC ■	AW	GW	GW	XC ■	GW
Ashchurch for Tewkesbury d	.	.	.	.	2054	.	.	.
Cheltenham Spa  a	.	.	.	.	2102	.	.	.
Cheltenham Spa  d	1912	1946	2010	2019	2103	2147	2152	2201
Gloucester  ⑦ a	1926	1955	2019	2030	2113	2156	2204	2211

MONDAYS TO FRIDAYS

GLOUCESTER TO CHELTENHAM SPA  
AND ASHCURCH FOR TEWKESBURY

Operator Notes	GW MX	GW	XC ■	GW	AW	GW ■	XC ■	AW
Gloucester  ⑦ d	0030	0600	0710	0714	0722	0737	0746	0821
Cheltenham Spa  a	0040	0610	0719	0724	0734	0747	0756	0834
Cheltenham Spa  d	.	0611	0721	0725	.	.	0757	.
Ashchurch for Tewkesbury a	.	0619	0728	0733	.	.	0804	.

Operator Notes	XC ■	GW	GW	GW ■	XC ■	AW	GW	XC ■
Gloucester  ⑦ d	0849	0852	0938	0943	0950	1020	1033	1050
Cheltenham Spa  a	0858	0905	0946	0952	1000	1031	1046	1100
Cheltenham Spa  d	.	.	0948	.	.	.	.	.
Ashchurch for Tewkesbury a	.	.	0955	.	.	.	.	.

Operator Notes	AW	GW	GW ■	XC ■	GW	XC ■	AW	GW
Gloucester  ⑦ d	1121	1137	1143	1150	1233	1248	1322	1337
Cheltenham Spa  a	1132	1146	1152	1200	1246	1258	1333	1346
Cheltenham Spa  d	.	1148	.	.	.	1258	.	1348
Ashchurch for Tewkesbury a	.	1156	.	.	.	1306	.	1355

Operator Notes	GW ■	XC ■	GW	XC ■	GW	GW ■	XC ■	AW
Gloucester  ⑦ d	1341	1350	1433	1450	1537	1541	1550	1622
Cheltenham Spa  a	1352	1400	1445	1500	1546	1552	1600	1631
Cheltenham Spa  d	.	.	.	.	1548	.	.	.
Ashchurch for Tewkesbury a	.	.	.	.	1556	.	.	.

Operator Notes	GW	XC ■	AW	GW	GW ■	XC ■	AW	XC ■
Gloucester  ⑦ d	1635	1650	1723	1737	1743	1750	1821	1846
Cheltenham Spa  a	1645	1700	1732	1746	1752	1800	1830	1856
Cheltenham Spa  d	.	.	.	1748	.	.	.	1857
Ashchurch for Tewkesbury a	.	.	.	1756	.	.	.	1904

Operator Notes	GW	AW	GW	GW CS ■	XC ■	GW ■	GW	XC ■
Gloucester  ⑦ d	1854	1921	1935	1939	1945	2033	2037	2046
Cheltenham Spa  a	1903	1931	1945	1949	1956	2043	2048	2055
Cheltenham Spa  d	.	.	1946	.	.	.	.	.
Ashchurch for Tewkesbury a	.	.	1954	.	.	.	.	.




Operator Notes	XC ■	GW	GW	GW ■	XC ■	AW	XC ■	GW
Gloucester  ⑦ d	2059	2123	2133	2151	2204	2223	2247	2251
Cheltenham Spa  a	2109	2133	2144	2200	2214	2234	2256	2302
Cheltenham Spa  d	.	.	2145	.	2215	.	.	.
Ashchurch for Tewkesbury a	.	.	2153	.	2222	.	.	.




Operator Notes	GW TFM	GW SM
Gloucester  ⑦ d	0030	0033
Cheltenham Spa  a	0040	0043
Cheltenham Spa  d	.	.
Ashchurch for Tewkesbury a	.	.




**MX** Operates Tuesdays to Fridays only  
**TFM** Operates Tuesdays to Fridays mornings only  
**SM** Operates Saturday mornings only









**SATURDAYS**
**GLOUCESTER TO CHELTENHAM SPA  
AND ASHCURCH FOR TEWKESBURY**




Operator Notes		GW	GW	XC ■	XC ■	GW	AW	XC ■	GW
Gloucester  ⑦ d		0033	0600	0700	0706	0715	0721	0746	0809
Cheltenham Spa  a		0043	0610	0709	0715	0724	0734	0755	0820
Cheltenham Spa  d		.	0611	.	0717	0725	.	0757	.
Ashchurch for Tewkesbury a		.	0619	.	0724	0733	.	0803	.




Operator Notes		AW	XC ■	GW	XC ■	GW	AW	XC ■	GW
Gloucester  ⑦ d		0822	0850	0938	0950	1013	1021	1050	1108
Cheltenham Spa  a		0835	0900	0946	1000	1022	1032	1100	1120
Cheltenham Spa  d		.	.	0948	.	.	.	.	.
Ashchurch for Tewkesbury a		.	.	0955	.	.	.	.	.

Operator Notes		AW	GW	XC ■	GW	XC ■	GW	AW	GW
Gloucester  ⑦ d		1122	1137	1150	1213	1248	1308	1322	1337
Cheltenham Spa  a		1132	1147	1200	1222	1258	1320	1332	1346
Cheltenham Spa  d		.	1148	.	.	1259	.	.	1348
Ashchurch for Tewkesbury a		.	1156	.	.	1306	.	.	1355

Operator Notes		XC ■	GW	XC ■	GW	GW	XC ■	GW	AW
Gloucester  ⑦ d		1350	1413	1450	1508	1537	1550	1613	1621
Cheltenham Spa  a		1400	1422	1500	1520	1547	1600	1622	1632
Cheltenham Spa  d		.	.	.	.	1548	.	.	.
Ashchurch for Tewkesbury a		.	.	.	.	1556	.	.	.

Operator Notes		XC ■	GW	AW	GW	XC ■	GW	AW	XC ■
Gloucester  ⑦ d		1650	1708	1723	1737	1750	1813	1824	1846
Cheltenham Spa  a		1700	1720	1733	1747	1800	1822	1833	1856
Cheltenham Spa  d		.	.	.	1748	.	.	.	1857
Ashchurch for Tewkesbury a		.	.	.	1756	.	.	.	1904

Operator Notes		GW	AW	GW	XC ■	GW	GW	GW	XC ■
Gloucester  ⑦ d		1908	1921	1938	1946	2013	2038	2052	2107
Cheltenham Spa  a		1920	1931	1947	1956	2022	2048	2104	2116
Cheltenham Spa  d		.	.	1948	.	.	.	.	2118
Ashchurch for Tewkesbury a		.	.	1956	.	.	.	.	2125

Operator Notes		GW	XC ■	GW
Gloucester  ⑦ d		2138	2149	2213
Cheltenham Spa  a		2148	2158	2222
Cheltenham Spa  d		2149	.	.
Ashchurch for Tewkesbury a		2157	.	.

**SUNDAYS**
**GLOUCESTER TO CHELTENHAM SPA  
AND ASHCURCH FOR TEWKESBURY**

Operator Notes	XC ■	GW	GW ■	GW	AW	XC ■	GW ■	XC ■
Gloucester  ⑦ d	1000	1012	1033	1138	1142	1150	1233	1250
Cheltenham Spa  a	1009	1021	1043	1147	1155	1200	1245	1300
Cheltenham Spa  d	.	1022	.	.	.	.	.	.
Ashchurch for Tewkesbury a	.	1030	.	.	.	.	.	.

Operator Notes	GW	AW	XC ■	GW ■	XC ■	GW	GW	AW
Gloucester  ⑦ d	1305	1340	1350	1432	1450	1523	1535	1540
Cheltenham Spa  a	1316	1352	1400	1445	1500	1533	1545	1550
Cheltenham Spa  d	1317	.	.	.	.	.	1547	.
Ashchurch for Tewkesbury a	1325	.	.	.	.	.	1555	.




Operator Notes	XC ■	GW ■	XC ■	GW	AW	XC ■	GW ■	XC ■
Gloucester  ⑦ d	1550	1633	1650	1735	1740	1750	1833	1850
Cheltenham Spa  a	1600	1647	1700	1745	1750	1800	1846	1900
Cheltenham Spa  d	.	.	.	1746	.	.	.	.
Ashchurch for Tewkesbury a	.	.	.	1755	.	.	.	.

Operator Notes	GW	AW	XC ■	GW ■	XC ■	GW	GW	XC ■
Gloucester  ⑦ d	1934	1942	1950	2033	2050	2126	2138	2150
Cheltenham Spa  a	1946	1955	2000	2045	2100	2134	2147	2200
Cheltenham Spa  d	1947	.	.	.	.	.	.	.
Ashchurch for Tewkesbury a	1956	.	.	.	.	.	.	.

Operator Notes	GW ■	GW
Gloucester  ⑦ d	2229	2356
Cheltenham Spa  a	2238	0007
Cheltenham Spa  d	.	.
Ashchurch for Tewkesbury a	.	.

---

## Notes and symbols

- Bold** Through service  
Light Connecting service  
**Green** Runs on certain days only. Please check note at top of column  
**GW** Operated by Great Western Railway  
**WM** Operated by West Midlands Railway  
**XC** Operated by CrossCountry  
**■** Bike reservations are compulsory. First Class accommodation, seat reservations, Wi-Fi and power points are available  
◇ Seat reservations are available  
**▣** Seat reservations are recommended  
⑦ Minimum time, in minutes, you need to allow between connecting services (this is only shown at stations where this differs from the standard 5 minute allowance)  
⇄ Interchange with London Underground  
 Plusbus available  
 Ferry service interchange  
 On-train refreshments are available for all or part of the journey  
└─ Continued in a later column  
┌─ Continued from an earlier column

- a** Arrival time  
**c** Calls at Bristol Parkway after Bristol Temple Meads  
**d** Departure time  
**e** Passengers may arrive earlier by changing trains at Bristol Temple Meads  
**f** Arrival time. Calls at this station after Bristol Temple Meads  
**g** Arrives Newport at 0558 and Cardiff Central at 0616 on Mondays  
**h** Passengers may depart later by changing trains at Bristol Temple Meads  
**j** Calls at this station before Bristol Temple Meads  
**k** Arrives Newport at 2227 and Cardiff Central at 2243 on Fridays  
**m** Arrives at 2349 on Fridays  
**n** Calls at this station until 21 October only  
**p** Previous night  
**q** Arrives 6 minutes earlier from 28 October  
**s** Stops to set down passengers only  
**st** Change at Severn Tunnel Junction

- A** Runs via Swindon  
**C** Runs from 28 October  
**D** Runs until 21 October  
**FO** Operates Fridays only  
**FX** Operates Mondays to Thursdays only  
**MX** Operates Tuesdays to Fridays only

- ABD** To Aberdeen  
**BHM** To Birmingham New Street  
**BTN** To Brighton  
**CDF** To Cardiff Central  
**DEE** To Dundee  
**EDB** To Edinburgh  
**EXD** To Exeter St Davids  
**FRO** To Frome  
**GLC** To Glasgow Central  
**LDS** To Leeds  
**MAN** To Manchester Piccadilly  
**PAD** To London Paddington  
**PGN** To Paignton  
**PLY** To Plymouth  
**PMH** To Portsmouth Harbour  
**PNZ** To Penzance  
**SOU** To Southampton Central  
**SWA** To Swansea  
**SWI** To Swindon  
**WEY** To Weymouth  
**WMN** To Warminster  
**YRK** To York

### Great Western Railway named trains

- CS** The Cheltenham Spa Express

---

## Further information



**GWR.com/contact**



**GWRfeedback@GWR.com**



Follow us: **@GWRHelp**



Like us: **facebook.com/GWRUK**



**03457 000 125\*** (open 0600-2300 daily)



Download our app to purchase tickets and check train times. Search **GWR** in your App store



Earn Nectar points

Buy your train tickets online at **GWR.com**



Don't miss out on our latest offers, special deals and news. Register at **GWR.com/enews**



### **Great Western Railway Customer Panel**

We have a Customer Panel to give us feedback on our services and to contribute good ideas. If you would like to join the Panel, please sign up at **GWR.com**



### **National Rail**

For information about train times and fares visit **[nationalrail.co.uk](http://nationalrail.co.uk)** or call **03457 48 49 50\*** (24 hours, call may be recorded). You can also download a copy of the National Rail Conditions of Travel from this website



**Transport Focus** is the independent passenger watchdog for the UK's public transport users.

Visit **[transportfocus.org.uk](http://transportfocus.org.uk)** or call **0300 123 2350\***

\* Standard network charges apply.  
Calls from mobiles may be higher