



Great  
Western  
Railway



# T1

## Train times

13 December 2020 to  
15 May 2021

When making your journey:



Wash your  
hands



Wear a face  
covering



Keep your  
distance

Check before you travel, visit [GWR.com/travelguidelines](https://www.gwr.com/travelguidelines)

**Changes to published times**  
Improvement works may affect services, especially at weekends. Services may also be different on public holidays. Always check your journey before you leave at [GWR.com/check](http://GWR.com/check)

**Luggage, bikes and animals on replacement buses**  
Animals\*, non-folding bikes, and large items of luggage can't be carried on our buses.  
\*Assistance dogs can be carried.

**Penalty Fares**  
If you don't have a valid ticket you may have to pay a Penalty Fare.  
Find out more at [GWR.com/revenueprotection](http://GWR.com/revenueprotection)

**National Rail**  
Find out more about train times and fares.  
Call **03457 48 49 50\*** (24 hours, calls may be recorded), or go to [nationalrail.co.uk](http://nationalrail.co.uk)  
You will also be able to find details of the National Rail Conditions of Travel.

**PlusBus**  
An add-on ticket which gives you discounted bus travel to and from many of our stations. Find out more at [plusbus.info](http://plusbus.info)

**Other timetables**  
For fast services between London Paddington, Reading and Didcot Parkway, see timetable TS.  
For full service between Didcot Parkway and Oxford, see timetable T8.

**Passenger Assist**  
You can arrange help, check station accessibility, buy a ticket and reserve a seat by calling us on Freephone **0800 197 1329** or by text relay **18001 0800 197 1329** (open 0600 to 2300, 7 days a week, except Christmas Day).  
You may book assistance by completing the online booking form available on our website.

**Station accessibility**  
All of our stations are classified for their level of accessibility:  
**Category A:** This station has step-free access to all platforms  
**Category B:** This station has a degree of step-free access to the platform, which may be in both directions or in one direction only. Check details on our website  
**Category C:** This station does not have step-free access to any platform

Full details can be found at [GWR.com/PassengerAssist](http://GWR.com/PassengerAssist)

**Operator**  
CH Chiltern Railways  
GW Great Western Railway  
NR Network Rail

For details of accessibility at any station, check [nationalrail.co.uk](http://nationalrail.co.uk)

**NOTES AND SYMBOLS**

- Bold** Through service
- Light Connecting service
- Green** Runs on certain days only, or has differences at some stations. Please check notes for details
- GW** Great Western Railway
- XC** CrossCountry
- Ⓜ Minimum time, in minutes, you need to allow between connecting services (this is only shown at stations where this differs from the standard 5 minute allowance)
- Ⓜ Interchange with London Underground
- Ⓜ Heritage railway connection. Operating days vary
- Ⓜ PlusBus available
- Ⓜ SuperFast service. Train makes fewer stops than normal. Check before you board to ensure that it stops at your destination. Bike reservations are compulsory. First Class accommodation, seat reservations, Wi-Fi and power points are available
- Bike reservations are compulsory. First Class accommodation, seat reservations, Wi-Fi and power points are available
- Ⓜ First Class accommodation is available
- Ⓜ Bus service. We are not able to convey heavy luggage, prams, bikes or animals (except guide dogs) on bus services
- ◇ Reservations should be made. See introduction for information about these reservations
- Ⓜ Reservations should be made. See introduction for information about these reservations on GWR services
- Ⓜ A trolley service of drinks and snacks is available for all or part of the journey
- Ⓜ Continued in a later column
- Ⓜ Continued from an earlier column

- a** Arrival time
- d** Departure time
- p** Previous night
- u** Stops to pick up passengers only
- c** Change at Slough and Reading
- e** Change at Didcot Parkway and Reading
- f** Change at Didcot Parkway, Reading and Slough
- g** Change at Reading and Slough
- MM** Monday mornings
- MO** Mondays only
- MX** Not Mondays
- BHM** Birmingham New Street
- BMH** Bournemouth
- BSK** Basingstoke
- GMV** Great Malvern
- GTW** Gatwick Airport
- HFD** Hereford
- MAN** Manchester Piccadilly
- SOU** Southampton Central
- WOF** Worcester Foregate Street
- WOP** Worcestershire Parkway
- WOS** Worcester Shrub Hill

**How much luggage can you bring on our trains?**  
Up to 3 pieces of luggage, with a maximum size of 30 x 70 x 90cm. Small and medium sized bags can be stored under your seats or in the overhead racks. Large items can be stored in the dedicated luggage areas.

**Want to bring your bike?**  
You must reserve a bike space on many of our services. These are shown in our timetables.

Space is limited, so we have a strict first-come, first-served policy. Book a space at your nearest staffed station, through our Customer Support team, or when you buy your ticket online at [GWR.com](http://GWR.com)

**Short platforms**  
Some stations have short platforms. In some cases, you can only join or leave the train from certain carriages. Please listen for announcements.

**Free Wi-Fi and plug sockets** are available on most of our trains.

**Delay Repay**  
You may be entitled to compensation if your journey has been delayed for 15 minutes or more. Find out more at [GWR.com/DelayRepay](http://GWR.com/DelayRepay)

**Great Western Railway Customer Panel**  
From how good your journeys are, to what you want from our stations and trains, and how we handle timetables and engineering works. Find out more at [GWR.com/panel](http://GWR.com/panel)

**Transport Focus**  
The UK's independent watchdog for passengers and road users. Call **0300 123 2350\*** or find out more at [transportfocus.org.uk](http://transportfocus.org.uk)

**Seat reservations on GWR services**  
Ⓜ (Shown on our Intercity Express Trains)  
When you try and buy a ticket, we will allocate you a seat if one is available. However, if all the seats are already reserved, you won't be able to buy a ticket online for that service.

We leave some space for those with walk-up tickets, or who may have been disrupted.

If you buy a ticket on the day of travel, we may allocate you a space instead of a specific seat. Sit in any unreserved seat in your class of travel, social distancing as best you can.

◇ (Shown on our other trains)  
We will reserve you space on board, rather than a specific seat. Sit in any unreserved seat in your class of travel, social distancing as best you can.

**Our seat guarantee**  
If you have a reservation on a GWR service and have to stand, you are entitled to compensation. Find out more at [GWR.com](http://GWR.com)

\* Standard network charges apply. Calls from mobiles may be higher  
All information correct at time of publication. Errors and omissions excepted.  
Download the most up-to-date version at [GWR.com/timetables](http://GWR.com/timetables).

**Large print timetables** are available for our partially sighted customers.

Call **03457 000 125\***, or email [GWR.Feedback@GWR.com](mailto:GWR.Feedback@GWR.com)










\* Standard network charges apply. Calls from mobiles may be higher.










Station	CRS	Operator	Access Category	Ticket office hours			Ticket machine	Toilets	Car Park	Bike Rack
				Weekdays	Saturdays	Sundays				
<b>Banbury</b>	BAN	CH	A	0545 - 2015	0635 - 2015	0810 - 1740	●	♿	●	●
<b>Bicester Village</b>	BIT	CH	B	0555 - 1910	0640 - 1930	0745 - 1540	●	♿	●	●
<b>Didcot Parkway</b>	DID	GW	A	0600 - 1940	0630 - 1940	0800 - 1940	●	♿	●	●
<b>London Paddington</b>	PAD	NR	A	24 hrs	24 hrs	24 hrs	●	♿	●	●
<b>Oxford</b>	OXF	GW	A	0545 - 2000	0730 - 2000	0715 - 2000	●	♿	●	●
<b>Radley</b>	RAD	GW	B	Unstaffed	Unstaffed	Unstaffed	●		●	●
<b>Reading</b>	RDG	NR	A	0515 - 2245	0530 - 2245	0715 - 2245	●	♿	●	●
<b>Slough</b>	SLO	GW	A	0600 - 2130	0630 - 2130	0700 - 2130	●	♿	●	●
<b>Windsor &amp; Eton Central</b>	WNC	GW	A	0640 - 1940	0640 - 1940	0820 - 1750	●	♿	●	●












**LONDON PADDINGTON AND READING TO OXFORD AND BANBURY (FAST TRAINS)**

**SUNDAYS**

Operator		XC	GW	XC	GW	GW	GW	XC	GW	GW	GW	XC	GW	GW	GW	XC	GW	GW	XC	GW	GW	GW	XC	GW
Facilities		■	■	■	■	■	■	■	■	■	■	■	■	■	■	■	■	■	■	■	■	■	■	■
<b>London Paddington</b>  d		0942			1021	1046			1121	1146			1220	1246			1319		1345	1420	1446			
Windsor & Eton Central  d					1022	1042			1122	1142			1222	1242			1322		1342	1422	1442			
<b>Slough</b>  d		0958			1035	1100			1135	1200			1235	1300			1335		1400	1435	1500			
<b>Reading</b>  d		0915	1011	1015	1048	1114	1115		1148	1213	1215		1248	1314	1315		1348	1413	1413	1448	1514	1515		
<b>Didcot Parkway</b>  d			1030		1030	1103	1130		1130	1203	1231		1231	1303	1330		1330	1403		1435	1504	1530		
<b>Radley</b>  d						1110				1210				1314				1410			1511			
<b>Oxford</b>  a		0938		1038	1040	1120			1138	1143	1220		1237	1242	1322		1338	1343	1419	1436	1446	1519		
Bicester Village  a																								
<b>Banbury</b>  a		0956		1056					1156					1257			1356			1456			1556	
<b>Train continues to</b>		MAN	HFD	MAN	HFD		WOF	MAN	WOF		HFD	MAN	HFD		WOF	MAN	WOF		MAN	HFD		WOF	MAN	WOF

Operator		GW	GW	XC	GW	GW	GW	XC	GW	GW	GW	XC	GW	GW	GW	XC	GW	GW	GW	XC	GW	XC	GW	GW
Facilities		■	■	■	■	■	■	■	■	■	■	■	■	■	■	■	■	■	■	■	■	■	■	■
<b>London Paddington</b>  d		1520	1545			1620	1646			1720	1746			1821	1846			1920	1946				2046	2146
Windsor & Eton Central  d		1522	1542			1622	1642			1722	1742			1822	1842			1902	1932				2032	2132
<b>Slough</b>  d		1534	1600			1635	1700			1735	1800			1835	1900			1934	2000				2100	2159
<b>Reading</b>  d		1548	1614	1615		1647	1714	1715		1748	1814	1815		1848	1914	1915		1947	2014	2015		2112	2114	2213
<b>Didcot Parkway</b>  d		1603	1630		1630	1703	1731		1731	1803	1830		1830	1903	1932		1932	2002	2030		2030		2130	2229
<b>Radley</b>  d		1609				1711				1811				1910								2037		
<b>Oxford</b>  a		1619		1638	1644	1723			1738	1744	1820		1838	1843	1919		1938	1944	2016		2038	2045	2134	2143
Bicester Village  a																								
<b>Banbury</b>  a				1656					1756				1856				1956				2056		2153	
<b>Train continues to</b>			HFD	MAN	HFD		WOF	MAN	WOF		GMV	MAN	GMV		HFD	MAN	HFD		GMV	MAN	GMV	BHM	WOS	WOS

Operator		GW	GW
Notes		■	■
Facilities		■	■
<b>London Paddington</b>  d		2257	2333
Windsor & Eton Central  d			
<b>Slough</b>  d			0001
<b>Reading</b>  d			
<b>Didcot Parkway</b>  d		2359	0045
<b>Radley</b>  d		0014	0110
<b>Oxford</b>  a		0029	0125
Bicester Village  a			
<b>Banbury</b>  a			

**Travelling to Bicester Village?**

Please check your journey and connections online at [GWR.com/Check](https://www.gwr.com/check)

**Travelling after midnight?**

Additional services may be found at the start of the timetable

**Weekend timetables**

Train times are often changed at weekends to enable maintenance work to be carried out. The times shown in this timetable are a guide to our services, and you should confirm your train times online prior to travelling: [GWR.com/Check](https://www.gwr.com/check)

