



B8

Train times

14 September to
12 December 2020

SEVERNSIDE
Community Rail Partnership



When making your journey:

- Wear a face covering
- Use mobile and smart tickets
- Travel off peak where possible

Check before you travel, visit [GWR.com/travelguidelines](https://www.gwr.com/travelguidelines)

Welcome to our timetable B8 showing trains from Bristol to Avonmouth, Severn Beach, Patchway and Bristol Parkway (Stopping trains). All services in this timetable are operated by Great Western Railway.

Changes to published times
Improvement works may affect services, especially at weekends. Services may also be different on public holidays. Always check your journey before you leave at GWR.com/check

Luggage, bikes and animals on replacement buses
Animals*, non-folding bikes, and large items of luggage can't be carried on our buses.
*Assistance dogs can be carried.

Penalty Fares
If you don't have a valid ticket you may have to pay a Penalty Fare.
Find out more at GWR.com/revenueprotection

National Rail
Find out more about train times and fares.
Call **03457 48 49 50*** (24 hours, calls may be recorded), or go to nationalrail.co.uk
You will also be able to find details of the National Rail Conditions of Travel.

PlusBus
An add-on ticket which gives you discounted bus travel to and from many of our stations. Find out more at plusbus.info

How much luggage can you bring on our trains?
Up to 3 pieces of luggage, with a maximum size of 30 x 70 x 90cm. Small and medium sized bags can be stored under your seats or in the overhead racks. Large items can be stored in the dedicated luggage areas.

Want to bring your bike?
You must reserve a bike space on many of our services. These are shown in our timetables.

Space is limited, so we have a strict first-come, first-served policy. Book a space at your nearest staffed station, through our Customer Support team, or when you buy your ticket online at GWR.com

Short platforms
Some stations have short platforms. In some cases, you can only join or leave the train from certain carriages. Please listen for announcements.

Free Wi-Fi and plug sockets are available on most of our trains.

Delay Repay
You may be entitled to compensation if your journey has been delayed for 15 minutes or more. Find out more at GWR.com/DelayRepay

Great Western Railway Customer Panel
From how good your journeys are, to what you want from our stations and trains, and how we handle timetables and engineering works. Find out more at GWR.com/panel

Transport Focus
The UK's independent watchdog for passengers and road users. Call **0300 123 2350*** or find out more at transportfocus.org.uk

Friends of Suburban Bristol Railways
This group campaigns for improvements to rail services in the Bristol area, including the Severn Beach line. Find out more at fosbr.org.uk

Sevenside Community Rail Partnership
The main aim of this Partnership is to identify and implement measures to encourage the use of local trains on routes around Bristol and to ensure that access to local stations is easy, providing a safe and welcoming environment. Find out more at sevenside-rail.org.uk

* Standard network charges apply. Calls from mobiles may be higher.
All information correct at time of publication. Errors and omissions excepted. Download the most up-to-date version at GWR.com/timetables.

Passenger Assist

You can arrange help, check station accessibility, buy a ticket and reserve a seat by calling us on Freephone **0800 197 1329** or by text relay **18001 0800 197 1329** (open 0600 to 2300, 7 days a week, except Christmas Day).

You may book assistance by completing the online booking form available on our website.

Station accessibility

All of our stations are classified for their level of accessibility:

- Category A:** This station has step-free access to all platforms
- Category B:** This station has a degree of step-free access to the platform, which may be in both directions or in one direction only. Check details on our website
- Category C:** This station does not have step-free access to any platform

Full details can be found at GWR.com/PassengerAssist

Operator

GW Great Western Railway
NR Network Rail

For details of accessibility at any station, check nationalrail.co.uk

Large print timetables are available for our partially sighted customers.

Call **03457 000 125***, or email GWR.Feedback@GWR.com

* Standard network charges apply. Calls from mobiles may be higher.

Station	CRS	Operator	Access Category	Ticket office hours			Ticket machine	Toilets	Car Park	Bike Rack
				Weekdays	Saturdays	Sundays				
Avonmouth	AVN	GW	B	Unstaffed	Unstaffed	Unstaffed				
Bath Spa	BTH	GW	A	0530 - 2000	0600 - 2030	0745 - 2030	●	●♿	●	●
Bristol Parkway	BPW	GW	A	0540 - 2000	0650 - 1800	0830 - 1900	●	●♿	●	●
Bristol Temple Meads	BRI	NR	A	0530 - 2130	0530 - 2130	0645 - 2130	●	●♿	●	●
Clifton Down	CFN	GW	A	Unstaffed	Unstaffed	Unstaffed			●	●
Filton Abbey Wood	FIT	GW	B	1615 - 1915	Closed	Closed	●		●	●
Lawrence Hill	LWH	GW	B	Unstaffed	Unstaffed	Unstaffed			●	●
Montpelier	MTP	GW	A	Unstaffed	Unstaffed	Unstaffed				●
Patchway	PWY	GW	A	Unstaffed	Unstaffed	Unstaffed			●	●
Pilning	PIL	GW	A	Unstaffed	Unstaffed	Unstaffed			●	
Redland	RDA	GW	A	Unstaffed	Unstaffed	Unstaffed				●
Sea Mills	SML	GW	B	Unstaffed	Unstaffed	Unstaffed			●	
Severn Beach	SVB	GW	A	Unstaffed	Unstaffed	Unstaffed				●
Shirehampton	SHH	GW	A	Unstaffed	Unstaffed	Unstaffed			●	●
St Andrews Road	SAR	GW	C	Unstaffed	Unstaffed	Unstaffed			●	●
Stapleton Road	SRD	GW	B	Unstaffed	Unstaffed	Unstaffed				●
Weston-super-Mare	WSM	GW	B	0610 - 1745	0610 - 1745	0830 - 1820	●	●♿	●	●
Yate	YAE	GW	B	0700 - 1100	Unstaffed	Unstaffed	●		●	●

NOTES AND SYMBOLS

- Bold** Through service
- Light Connecting service
- Green** Runs on certain days only. Please check note at top of column
- All services are operated by Great Western Railway
- ⌚ Minimum time, in minutes, you need to allow between connecting services (this is only shown at stations where this differs from the standard 5 minute allowance)
- PlusBus available
- Bike reservations are compulsory. First Class accommodation, seat reservations, Wi-Fi and power points are available
- 🪑 Seat reservations are compulsory
- 🛒 A trolley service of drinks and snacks is available for all or part of the journey
- ↪ Continued in a later column
- ↩ Continued from an earlier column
- a** Arrival time
- d** Departure time
- dl** Passengers may depart later by changing trains en route
- c** Arrives 4 minutes earlier
- e** Arrives 6 minutes earlier
- f** Arrives 3 minutes earlier from 1 November
- FO** Fridays only
- FX** Not Fridays
- MX** Not Mondays
- SM** Saturday mornings only
- TFM** Tuesday to Friday mornings only

- BTN** Brighton
- CDF** Cardiff Central
- CNM** Cheltenham Spa
- EXD** Exeter St Davids
- FRO** Frome
- GCR** Gloucester
- GMV** Great Malvern
- PLY** Plymouth
- PMH** Portsmouth Harbour
- PNZ** Penzance
- SOU** Southampton Central
- SWA** Swansea
- TAU** Taunton
- WEY** Weymouth
- WMN** Warminster
- WOF** Worcester Foregate Street
- WOS** Worcester Shrub Hill
- WSB** Westbury

BRISTOL TO AVONMOUTH, SEVERN BEACH, PATCHWAY AND BRISTOL PARKWAY (STOPPING TRAINS)

MONDAYS TO FRIDAYS

Facilities	0512	0537	0554	0606	0618	0627	0653	0701	0707	0727	0738	0745	0753	0757	0822	0830	0834	0845	0856	0911	0915	0924	0935
Weston-super-Mare						0547			0639		0710				0739		0810					0847	
Bath Spa							0628		0646		0714		0725				0811		0829		0847		0911
Bristol Temple Meads	0512	0537	0554	0606	0618	0627	0653	0701	0707	0727	0738	0745	0753	0757	0822	0830	0834	0845	0856	0911	0915	0924	0935
Lawrence Hill	0515	0540		0609	0622	0630	0656	0704		0730		0748		0800	0827	0833	0838	0848		0914	0918		0939
Stapleton Road	0517	0542		0612	0624	0632	0659	0706		0732		0751		0802	0830	0835	0841	0851		0916	0920		0942
Filton Abbey Wood			0601	0617		0637	0704		0714	0737	0745	0756	0800		0835		0845	0856	0903		0925	0931	0946
Patchway			0605			0641				0742			0810		0840							0940	
Bristol Parkway				0621					0718		0753	0801					0850						0951
Yate				0630						0803							0859						1000
Montpelier	0520	0545		0630		0709								0805	0838					0919			
Redland	0522	0547		0632		0711								0807	0840					0921			
Clifton Down	0525	0550		0635		0714								0811	0845					0924			
Sea Mills	0529	0554		0639		0718								0815	0849					0928			
Shirehampton	0533	0558		0642		0722								0819	0853					0932			
Avonmouth	0536	0601		0646		0725								0822	0856					0935			
Avonmouth	0537			0646		0726														0936			
St Andrews Road	0540			0650		0730																	
Severn Beach	0547			0657		0737															0945		
Train continues to			CDF	WOF		CDF	CDF	SWA	CDF	GCR		CDF		CDF		GMV		CDF			CDF		GCR

Facilities	0910	0936	1000	1027	1036	1039	1045	1057	1111	1120	1131	1145	1156	1202	1223	1236	1238	1245	1257	1311	1321	1338	1345
Weston-super-Mare	0910			0950		1010			1049		1110			1142		1210		1210		1249			1310
Bath Spa		0936			1011		1037			1107		1137				1211		1237				1316	
Bristol Temple Meads	0945	0956	1000	1027	1036	1039	1045	1057	1111	1120	1131	1145	1156	1202	1223	1236	1238	1245	1257	1311	1321	1338	1345
Lawrence Hill	0948		1003			1049		1114		1136	1149		1205			1249				1314			1349
Stapleton Road	0951		1005		1039		1051		1116		1139	1151		1207		1239		1251		1316			1351
Filton Abbey Wood	0956	1003		1034		1046	1056	1104		1130	1143	1156	1203		1230		1246	1257	1304		1329	1345	1356
Patchway				1040					1140						1240						1340		
Bristol Parkway					1051					1149							1250						1350
Yate					1100					1158							1259						1359
Montpelier		1008		1043				1119				1210		1243						1319			
Redland		1010		1045				1121				1212		1245						1321			
Clifton Down		1015		1048				1124				1216		1248						1324			
Sea Mills		1019		1052				1128				1220		1252						1328			
Shirehampton		1023		1056				1132				1224		1256						1332			
Avonmouth		1026		1059				1135				1227		1259						1335			
Avonmouth								1137												1336			
St Andrews Road																				1340			
Severn Beach								1146												1347			
Train continues to			CDF	CDF	GMV	CDF	CDF	GCR		CDF	CDF	GMV		CDF		GMV		CDF		CDF		CDF	GCR

Facilities	1337	1400	1424	1435	1439	1445	1457	1511	1520	1532	1538	1545	1556	1600	1605	1626	1636	1638	1645	1657	1703	1712	1722
Weston-super-Mare			1347		1410		1449			1511				1549		1610				1637	1630dl		1643
Bath Spa	1337			1411		1437		1502	1511	1537						1611				1637	1630dl		1643
Bristol Temple Meads	1356	1400	1424	1435	1439	1445	1457	1511	1520	1532	1538	1545	1556	1600	1605	1626	1636	1638	1645	1657	1703	1712	1722
Lawrence Hill		1403			1449		1514			1549		1603	1608		1639		1649		1649		1706	1715	
Stapleton Road		1405		1438		1451	1516			1551	1605	1611		1641		1651		1651		1709	1717		
Filton Abbey Wood	1403		1431		1446	1457	1504		1527	1539	1545	1557	1603		1616	1633	1645	1657	1706	1714		1729	
Patchway			1440				1539								1641							1734	
Bristol Parkway				1454						1550					1621		1650				1719		
Yate				1504						1559						1659							
Montpelier		1408		1442			1520					1608			1644							1720	
Redland		1410		1444			1522				1610			1646								1722	
Clifton Down		1415		1448			1525				1616			1649								1725	
Sea Mills		1419		1452			1529				1620			1653								1729	
Shirehampton		1423		1456			1532				1624			1657								1733	
Avonmouth		1426		1459			1536				1627			1700								1736	
Avonmouth							1537															1737	
St Andrews Road							1541															1741	
Severn Beach							1548															1748	
Train continues to	CDF		CDF	GMV	CDF	CDF	GCR		CDF	CDF	GMV		CDF		WOF		CDF		CDF		CDF		CDF

Facilities	1710	1745	1756	1803	1824	1841	1845	1850	1856	1923	1928	1946	1957	2020	2028	2045	2057	2129	2145	2145	2155	2219	2234
Weston-super-Mare		1710		1746		1810		1847		1910		1948		2010		2056							2157
Bath Spa	1710		1737		1819		1837			1938						2038						2137	
Bristol Temple Meads	1738	1745	1756	1803	1824	1841	1845	1850	1856	1923	1928	1946	1957	2020	2028	2045	2057	2129	2145	2145	2155	2219	2234
Lawrence Hill		1749		1806	1827		1849	1853		1926	1931				2031	2049					2148		2222
Stapleton Road		1751		1808	1829		1851	1856		1929	1934				2033	2051					2151		2224
Filton Abbey Wood	1745	1756	1803		1834	1848	1856		1905	1935		1954	2004	2027		2056	2104	2136	2152		2202		2241
Patchway				1845					1945					2032				2141			2209		
Bristol Parkway	1750	1803			1856	1901				1													

BRISTOL TO AVONMOUTH, SEVERN BEACH, PATCHWAY AND BRISTOL PARKWAY (STOPPING TRAINS)

SATURDAYS

Facilities		0548			0647				0742		0808		0848		0910									
Weston-super-Mare	d																							
Bath Spa	Ⓣ d																							
Bristol Temple Meads	Ⓣ d	0603	0620	0628	0637	0657	0705	0712	0728	0739	0743	0757	0802	0825	0838	0839	0845	0857	0912	0929	0939	0945	0956	1002
Lawrence Hill	d	0606			0640	0700		0715		0746		0805		0841		0848		0915			0948		1005	
Stapleton Road	d	0608			0642	0703		0717		0749		0807		0843		0851		0917			0951		1007	
Filton Abbey Wood	a		0627	0635		0708	0712		0736	0746	0754	0804		0832		0846	0856	0906		0936	0946	0956	1003	
Patchway	a			0639					0741					0836						0944				
Pilning	a																							
Bristol Parkway	Ⓣ a		0631				0717			0751	0800					0851	0903				0951	1002		
Yate	a		0641							0800						0900					1000			
Montpelier	d	0612			0645			0720					0810		0846				0920					1010
Redland	d	0614			0647			0722					0812		0848				0922					1012
Clifton Down	d	0617			0650			0725					0818		0851				0925					1016
Sea Mills	d	0621			0654			0729					0822		0855				0929					1020
Shirehampton	d	0624			0658			0733					0825		0859				0933					1023
Avonmouth	a	0629			0702			0736					0830		0903				0936					1028
Avonmouth	d							0737											0937					
St Andrews Road	d							0740											0940					
Severn Beach	a							0748											0948					
Train continues to		WOS	CDF	CDF	SWA	CDF	GCR	CDF	CDF	GMV	CDF	CDF	GMV	CDF	CDF	GCR	CDF							













Facilities		0948		1010		1049		1110		1139		1210		1248		1310		1340							
Weston-super-Mare	d																								
Bath Spa	Ⓣ d			1010		1038		1110		1138		1211		1240		1312		1338							
Bristol Temple Meads	Ⓣ d	1032	1038	1039	1045	1057	1112	1139	1145	1157	1202	1220	1238	1239	1245	1257	1312	1331	1339	1345	1357	1402	1424		
Lawrence Hill	d		1041		1048		1115		1148		1205		1241		1248		1315			1348		1405			
Stapleton Road	d		1043		1051		1117		1151		1207		1243		1251		1317			1351		1407			
Filton Abbey Wood	a		1040		1046		1056	1106		1135	1146	1156	1204		1232		1246	1256	1306		1340	1346	1356	1404	1431
Patchway	a		1044					1144							1245					1346				1435	
Pilning	a																								
Bristol Parkway	Ⓣ a			1051	1102			1151	1202					1251	1302					1351	1402				
Yate	a			1100				1200						1300						1400					
Montpelier	d		1046				1120				1210		1246				1320							1410	
Redland	d		1048				1122				1212		1248				1322							1412	
Clifton Down	d		1051				1125				1216		1251				1325							1416	
Sea Mills	d		1055				1129				1220		1255				1329							1420	
Shirehampton	d		1059				1133				1223		1259				1333							1423	
Avonmouth	a		1103				1136				1228		1303				1336							1428	
Avonmouth	d						1137										1337								
St Andrews Road	d						1140										1340								
Severn Beach	a						1148										1348								
Train continues to		CDF	GMV	CDF	CDF	GCR	CDF	CDF	CDF	GMV	CDF	CDF	GMV	CDF	CDF	GCR	CDF	CDF							

Facilities		1410		1438		1449		1510		1538		1610		1638		1710		1738		1748		1810			
Weston-super-Mare	d																								
Bath Spa	Ⓣ d			1410		1438		1510		1538		1610		1638		1710		1738		1748		1810			
Bristol Temple Meads	Ⓣ d	1438	1439	1445	1457	1512	1528	1539	1545	1557	1602	1628	1638	1639	1645	1657	1712	1728	1739	1745	1757	1802	1832	1839	
Lawrence Hill	d		1441		1448		1515		1548		1605		1641		1648		1715			1749		1805			
Stapleton Road	d		1443		1451		1517		1551		1607		1643		1651		1717			1751		1807			
Filton Abbey Wood	a		1446		1456		1506		1535	1546	1556	1604		1637		1646	1656	1706		1735	1746	1757	1804	1839	1846
Patchway	a								1544					1644						1744				1844	
Pilning	a																								
Bristol Parkway	Ⓣ a		1451	1502				1551	1602					1651	1702					1751	1802			1851	
Yate	a		1500					1600						1700						1800				1900	
Montpelier	d	1446				1520					1610		1646				1720							1810	
Redland	d	1448				1522					1612		1648				1722							1812	
Clifton Down	d	1451				1525					1616		1651				1725							1816	
Sea Mills	d	1455				1529					1620		1655				1729							1820	
Shirehampton	d	1459				1533					1623		1659				1733							1823	
Avonmouth	a	1503				1536					1628		1703				1736							1827	
Avonmouth	d					1537											1737							1827	
St Andrews Road	d					1540											1740							1831	
Severn Beach	a					1548											1748							1838	
Train continues to		GMV	CDF	CDF	GCR	CDF	CDF	CDF	WOF	CDF	CDF	GCR	CDF	CDF	GCR	CDF	CDF								

Facilities		1810		1848		1910		1938		2038		2138		2238			
Weston-super-Mare	d																
Bath Spa	Ⓣ d			1838		1910		1938		2038		2138		2238			
Bristol Temple Meads	Ⓣ d	1845	1857	1902	1925	1939	1945	1957	2028	2039	2057	2129	2132	2200	2206	2214	2255
Lawrence Hill	d		1848		1905	1929	1948		2031				2135			2218	
Stapleton Road	d		1851		1907	1932	1951		2033				2137			2221	
Filton Abbey Wood	a		1856	1904		1937	1946	1956	2004		2046	2104	2136		2207	2213	2302
Patchway	a					1946							2140		2212		2306
Pilning	a																
Bristol Parkway	Ⓣ a		1904			1951	2002			2050					2217		
Yate	a					2000				2059					2227		
Montpelier	d			1910					2036	</							

BRISTOL TO AVONMOUTH, SEVERN BEACH, PATCHWAY AND BRISTOL PARKWAY (STOPPING TRAINS)

SUNDAYS

Facilities	R	R	R	R	R	R	R	R	R	R	R	R	R	R	R	R	R	R	R	R	R		
Weston-super-Mare  d	
Bath Spa  d	0919	1016	.	.	.	1128	1327	.	1427	.	.	1525	.	1626	.
Bristol Temple Meads   d	0855	0901	0920	0946	0953	1043	1058	1144	1154	1222	1254	1323	1338	1354	1423	1455	1523	1539	1555	1623	1645	1723	1738
Lawrence Hill d	.	0904	.	0949	.	.	1101	.	.	1225	.	1326	.	.	1426	.	1526	.	.	1626	.	1726	.
Stapleton Road d	.	0906	.	0951	.	.	1103	.	.	1228	.	1328	.	.	1428	.	1528	.	.	1628	.	1728	.
Filton Abbey Wood a	0905	.	0925	.	1000	1050	.	1149	1202	.	1301	.	1343	1400	.	1502	.	1544	1602	.	1652	.	1743
Patchway a	0909	1207	1508
Bristol Parkway   a	.	.	0929	1157	1347	.	.	.	1548	1747
Yate a	.	.	0939	1208	1358	.	.	.	1559	1758
Montpelier d	.	0909	.	0956	.	.	1106	.	.	1231	.	1331	.	.	1431	.	1531	.	.	1631	.	1732	.
Redland d	.	0911	.	0958	.	.	1108	.	.	1233	.	1333	.	.	1433	.	1533	.	.	1633	.	1734	.
Clifton Down d	.	0914	.	1003	.	.	1111	.	.	1236	.	1336	.	.	1436	.	1536	.	.	1636	.	1736	.
Sea Mills d	.	0918	.	1007	.	.	1115	.	.	1240	.	1340	.	.	1440	.	1540	.	.	1640	.	1740	.
Shirehampton d	.	0922	.	1010	.	.	1119	.	.	1244	.	1344	.	.	1444	.	1544	.	.	1644	.	1744	.
Avonmouth a	.	0925	.	1014	.	.	1122	.	.	1247	.	1347	.	.	1447	.	1547	.	.	1649	.	1749	.
Avonmouth d	.	0926	.	1014	.	.	1123	.	.	1248	.	1348	.	.	1448	.	1548	.	.	1649	.	1749	.
St Andrews Road d	.	0929	.	1018	.	.	1126	.	.	1251	.	1351	.	.	1451	.	1551	.	.	1652	.	1752	.
Severn Beach a	.	0936	.	1025	.	.	1133	.	.	1258	.	1358	.	.	1458	.	1558	.	.	1659	.	1759	.
Train continues to	CDF	WOS	CDF	CDF	WOF	CDF	CDF	WOF	CDF	CDF	WOF	CDF	CDF	WOF	CDF	WOF	CDF	CDF	WOF	CDF	CDF	WOF	
Facilities	R	R	R	R	R	R	R	R	R	R	R	R	R	R	R	R	R	R	R	R	R	R	R
Weston-super-Mare  d
Bath Spa  d	1726	.	.	1831	1925	.	.	2027	.	2125	.	2227
Bristol Temple Meads   d	1754	1757	1853	1855	1944	1953	2036	2045	2057	2145	2230	2246
Lawrence Hill d	.	1800	1856	.	.	1956	.	.	2100
Stapleton Road d	.	1802	1858	.	.	1958	.	.	2102
Filton Abbey Wood a	1802	.	.	1902	1951	.	2041	2052	.	2150	2235	2253
Patchway a	.	.	.	1907	2156
Bristol Parkway   a	2045	2239
Yate a	2057	2249
Montpelier d	.	1805	1901	.	.	2001	.	.	2105
Redland d	.	1807	1903	.	.	2003	.	.	2107
Clifton Down d	.	1810	1906	.	.	2006	.	.	2111
Sea Mills d	.	1814	1910	.	.	2010	.	.	2115
Shirehampton d	.	1818	1914	.	.	2014	.	.	2118
Avonmouth a	.	1821	1917	.	.	2017	.	.	2122
Avonmouth d	.	1823	1919
St Andrews Road d	.	1827	1921
Severn Beach a	.	1834	1929
Train continues to	CDF	CDF	CDF	CNM	CDF	CDF	GCR	CDF															

Looking for fast trains between Bristol Temple Meads and Bristol Parkway?
 The full service is shown in our B6 timetable. Find out more at GWR.com/timetables

Weekend timetables
 Train times are often changed at weekends to enable maintenance work to be carried out. The times shown in this timetable are a guide to our services, and you should confirm your train times online prior to travelling: GWR.com/Check

BRISTOL PARKWAY, PATCHWAY, SEVERN BEACH AND AVONMOUTH TO BRISTOL (STOPPING TRAINS)

MONDAYS TO FRIDAYS

Notes	MX													
Facilities	Ⓜ	Ⓜ	Ⓜ	Ⓜ	Ⓜ	Ⓜ	Ⓜ	Ⓜ	Ⓜ	Ⓜ	Ⓜ	Ⓜ	Ⓜ	Ⓜ
Severn Beach	d	0553					0714	0747						
St Andrews Road	d	0559					0720	0753						
Avonmouth	a	0603					0724	0757						
Avonmouth	d	0603	0621				0725	0757			0832		0911	
Shirehampton	d	0607	0624				0728	0801			0835		0914	
Sea Mills	d	0611	0628				0732	0805			0839		0918	
Clifton Down	d	0616	0634				0737	0810			0846		0924	
Redland	d	0618	0636				0740	0812			0848		0926	
Montpelier	d	0620	0638				0742	0814			0850		0929	
Yate	d			0631	0653		0725				0813		0907	1007
Bristol Parkway	Ⓜ			0643	0702		0740c			0813	0822		0919	1016
Patchway	d	0021				0707					0840		0939	
Filton Abbey Wood	d	0025			0647	0705	0712	0743		0807	0817	0826	0844	
Stapleton Road	d	0031	0627	0644		0711		0747		0820		0856	0919	0935
Lawrence Hill	d	0034	0629	0647		0714		0749		0822		0858	0921	0937
Bristol Temple Meads	Ⓜ	0039	0633	0650	0656	0717	0720	0751	0753	0816	0825	0834	0852	0901
Bath Spa	Ⓜ					0736				0836		0859	0936	1002
Weston-super-Mare	a				0737	0752		0826		0900		0922	1000	1022
Train continues to				TAU	PMH	TAU	PMH	WEY	PNZ	PMH	WEY	TAU	PMH	WSB

Facilities	Ⓜ	Ⓜ	Ⓜ	Ⓜ	Ⓜ	Ⓜ	Ⓜ	Ⓜ	Ⓜ	Ⓜ	Ⓜ	Ⓜ	Ⓜ	Ⓜ
Severn Beach	d	0951								1152				1352
St Andrews Road	d	0957								1158				
Avonmouth	a	1001								1202				1401
Avonmouth	d	1001	1035				1111			1202	1235		1311	1401
Shirehampton	d	1005	1038				1114			1206	1238		1314	1405
Sea Mills	d	1009	1042				1118			1210	1242		1318	1409
Clifton Down	d	1014	1047				1124			1215	1247		1324	1414
Redland	d	1017	1050				1126			1217	1250		1326	1416
Montpelier	d	1019	1052				1128			1219	1252		1328	1418
Yate	d				1107					1206			1307	1403
Bristol Parkway	Ⓜ				1116					1216			1316	1416
Patchway	d	1039					1139			1239			1339	
Filton Abbey Wood	d	1043		1107	1114	1119		1143	1207	1213	1220		1243	
Stapleton Road	d	1025	1057		1120	1125	1134		1218		1225	1257	1319	1334
Lawrence Hill	d	1027	1059		1122	1127	1136		1220		1228	1259	1321	1336
Bristol Temple Meads	Ⓜ	1032	1051	1103	1116	1126	1132	1139	1151	1215	1229	1232	1251	1303
Bath Spa	Ⓜ			1134	1122	1202			1234	1259			1334	1402
Weston-super-Mare	a	1122			1200			1222	1300			1322	1400	1422
Train continues to		TAU	PMH	WEY	TAU	PMH	WSB	TAU	PMH	FRO	PNZ	PMH	WEY	

Facilities	Ⓜ	Ⓜ	Ⓜ	Ⓜ	Ⓜ	Ⓜ	Ⓜ	Ⓜ	Ⓜ	Ⓜ	Ⓜ	Ⓜ	Ⓜ	Ⓜ
Severn Beach	d									1553				
St Andrews Road	d													
Avonmouth	a									1602				
Avonmouth	d	1435				1511				1602		1636		1712
Shirehampton	d	1438				1514				1606		1639		1715
Sea Mills	d	1442				1518				1610		1643		1719
Clifton Down	d	1448				1524				1615		1650		1725
Redland	d	1450				1526				1617		1653		1727
Montpelier	d	1452				1528				1619		1655		1729
Yate	d				1507					1605			1707	
Bristol Parkway	Ⓜ				1516					1614			1717	1810
Patchway	d	1440				1536				1639			1736	
Filton Abbey Wood	d	1444	1507	1514	1520	1541	1603	1607	1614	1618		1643	1651	1706
Stapleton Road	d	1458	1520	1525	1534				1620	1625	1657	1702	1718	1725
Lawrence Hill	d	1500	1522	1527	1536				1622	1628	1659	1704	1720	1728
Bristol Temple Meads	Ⓜ	1452	1503	1515	1526	1532	1540	1549	1615	1626	1628	1631	1651	1705
Bath Spa	Ⓜ		1534	1600				1625	1634	1702			1726	1734
Weston-super-Mare	a	1521		1600		1624		1700		1726			1800	1828
Train continues to		TAU	PMH	WSB	TAU	PMH	WEY	TAU	WMN	PMH	WEY	TAU	WSB	PMH

Notes															FO	FO	FX
Facilities	Ⓜ	Ⓜ	Ⓜ	Ⓜ	Ⓜ	Ⓜ	Ⓜ	Ⓜ	Ⓜ	Ⓜ	Ⓜ	Ⓜ	Ⓜ	Ⓜ	Ⓜ	Ⓜ	Ⓜ
Severn Beach	d	1753			1844									2135			
St Andrews Road	d	1759			1850									2141			
Avonmouth	a	1803			1854									2145			
Avonmouth	d	1803			1854			1928		2007			2145	2220			
Shirehampton	d	1807			1858			1931		2010			2149	2223			
Sea Mills	d	1811			1902			1935		2014			2153	2227			
Clifton Down	d	1816			1907			1942		2020			2159	2233			
Redland	d	1818			1909			1944		2022			2201	2236			
Montpelier	d	1820			1911			1946		2025			2203	2238			
Yate	d	1807				1907			2007			2107				2236	
Bristol Parkway	Ⓜ	1816				1910	1916		2016			2116				2245	
Patchway	d		1837				1937			2037			2137			2243	2246
Filton Abbey Wood	d	1820	1842	1911		1915	1920	1942	2007	2020		2041	2107	2120	2141	2212	2248
Stapleton Road	d	1826			1917	1922			1952		2031	2047		2209	2243	2254	2254
Lawrence Hill	d	1829			1919	1924			1954		2034	2050		2211	2245	2256	2258
Bristol Temple Meads	Ⓜ	1829	1832	1850	1919	1922	1928	1929	1951	1957	2015	2028	2040	2053	2115	2128	2150
Bath Spa	Ⓜ	1859			1935			2000		2036			2139				
Weston-super-Mare	a		1928		2002			2026			2128			2228			
Train continues to		WSB	PNZ	PMH		FRO	TAU	PMH		TAU	PMH	EXD					

Notes	FO				FX				SM				TFM			
Facilities	Ⓜ	Ⓜ	Ⓜ	Ⓜ	Ⓜ	Ⓜ	Ⓜ	Ⓜ	Ⓜ	Ⓜ	Ⓜ	Ⓜ	Ⓜ	Ⓜ	Ⓜ	Ⓜ
Severn Beach	d			2300												
St Andrews Road	d			2306												
Avonmouth	a			2310												
Avonmouth	d			2310												
Shirehampton	d			2314												
Sea Mills	d			2318												
Clifton Down	d			2324												
Redland	d			2326												
Montpelier	d			2328												
Yate	d															
Bristol Parkway	Ⓜ			2347												
Patchway	d	2309	2318			0007	0021									
Filton Abbey Wood	d	2313	2322		2350	0011	0025									
Stapleton Road	d			2333		0017	0031									
Lawrence Hill	d			2335		0020	0034									
Bristol Temple Meads	Ⓜ	2323	2335	2338	2357	0025	0039									
Bath Spa	Ⓜ															
Weston-super-Mare	a															

Looking for fast trains between Bristol Parkway and Bristol Temple Meads?
The full service is shown in our B6 timetable. Find out more at GWR.com/timetables

BRISTOL PARKWAY, PATCHWAY, SEVERN BEACH AND AVONMOUTH TO BRISTOL (STOPPING TRAINS)

SATURDAYS

Facilities	(R)	(R)	(R)	(R)	(R)	(R)	(R)	(R)	(R)	(R)	(R)	(R)	(R)	(R)	(R)	(R)	(R)	(R)	(R)						
Severn Beach	d	0952					
St Andrews Road	d	0958					
Avonmouth	a	1002					
Avonmouth	d	.	.	0637	.	.	0712	1002					
Shirehampton	d	.	.	0640	.	.	0715	1006					
Sea Mills	d	.	.	0644	.	.	0719	1010					
Clifton Down	d	.	.	0650	.	.	0726	1015					
Redland	d	.	.	0652	.	.	0728	1017					
Montpelier	d	.	.	0654	.	.	0731	1019					
Yate	d	.	.	0643	.	.	0734	1008					
Bristol Parkway	⑦ d	.	.	0619	.	.	0655	1018					
Pilning	d					
Patchway	d					
Filton Abbey Wood	d	0007	1035					
Stapleton Road	d	0011	0623	.	0658	0709	.	0746	0806	0814	0819	.	0845	.	0906	0912	0921	.	0941	1006	1014	.	1022	1041	
Lawrence Hill	d	0017	.	0659	0703	.	0735	.	.	.	0819	.	0826	.	0900	.	0917	.	0935	.	1019	1024	.	.	
Bristol Temple Meads	⑩ a	0020	.	0701	0706	.	0737	.	.	.	0821	.	0828	.	0902	.	0920	.	0937	.	1021	1026	.	.	
Bath Spa	⑦ a	0025	0631	0706	0710	0717	0742	0754	0814	0826	0827	0832	0853	0907	0915	0924	0930	0933	0950	1016	1026	1030	1032	1051	
Weston-super-Mare	a	0825	.	.	0901	1001	.	.	1021	.	1101	.	.	1124
Train continues to		WSB		PMH		PMH		WEY		PNZ		PMH		WEY		TAU		PMH		WSB		TAU			

Facilities	(R)	(R)	(R)	(R)	(R)	(R)	(R)	(R)	(R)	(R)	(R)	(R)	(R)	(R)	(R)	(R)	(R)	(R)	(R)					
Severn Beach	d	1352				
St Andrews Road	d	1358				
Avonmouth	a	1402				
Avonmouth	d	1038	.	.	.	1112	1402	1438			
Shirehampton	d	1041	.	.	.	1115	1406	1441			
Sea Mills	d	1045	.	.	.	1119	1410	1445			
Clifton Down	d	1051	.	.	.	1126	1415	1451			
Redland	d	1053	.	.	.	1128	1417	1453			
Montpelier	d	1055	.	.	.	1130	1421	1455			
Yate	d	1108	1408	.			
Bristol Parkway	⑦ d	.	.	1110	1118	1410	1418	.	.	
Pilning	d	1433
Patchway	d	1439
Filton Abbey Wood	d	.	1107	1114	1121	.	1141	1207	1214	.	1225	1241	.	1304	1314	1321	.	1344	1407	1414	1421	.	1444	.
Stapleton Road	d	1100	.	1119	.	1135	1219	1224	.	1300	.	1319	.	1335	.	1419	.	1425	.	1500
Lawrence Hill	d	1102	.	1121	.	1137	1221	1226	.	1302	.	1321	.	1337	.	1421	.	1427	.	1502
Bristol Temple Meads	⑩ a	1107	1115	1126	1132	1143	1150	1216	1226	1230	1233	1250	1307	1312	1326	1330	1343	1352	1415	1426	1431	1432	1452	1507
Bath Spa	⑦ a	.	1134	.	1156	.	1234	.	.	.	1256	.	.	1334	.	1401	.	.	1434	.	1456	.	.	.
Weston-super-Mare	a	.	.	1201	.	.	1222	.	1301	.	.	1322	.	1401	.	.	1425	.	1501	1522
Train continues to		PMH		WEY		TAU	PMH		BTN	TAU		PMH		FRO		PNZ	PMH		WEY		TAU			

Facilities	(R)	(R)	(R)	(R)	(R)	(R)	(R)	(R)	(R)	(R)	(R)	(R)	(R)	(R)	(R)	(R)	(R)	(R)	(R)					
Severn Beach	d	1752				
St Andrews Road	d	1758				
Avonmouth	a	1802				
Avonmouth	d	.	.	.	1512	1802	.			
Shirehampton	d	.	.	.	1515	1806	.			
Sea Mills	d	.	.	.	1519	1810	.			
Clifton Down	d	.	.	.	1526	1815	.			
Redland	d	.	.	.	1528	1817	.			
Montpelier	d	.	.	.	1530	1819	.			
Yate	d	.	.	1508	1816	.			
Bristol Parkway	⑦ d	.	.	1510	1518	1810	1826	.	1908	
Pilning	d	
Patchway	d	1536	1836	
Filton Abbey Wood	d	1507	1514	1521	.	1540	1610	1614	.	1621	1641	.	1706	1714	1721	.	1741	1806	1814	.	1829	1841	1906	1912
Stapleton Road	d	.	1519	.	1535	1619	1624	.	1700	.	1719	.	1735	.	1819	1824	.	.	1917
Lawrence Hill	d	.	1521	.	1537	1621	1626	.	1702	.	1721	.	1737	.	1821	1826	.	.	1919
Bristol Temple Meads	⑩ a	1515	1526	1532	1543	1550	1618	1626	1630	1650	1707	1714	1726	1732	1743	1751	1814	1826	1830	1838	1850	1914	1925	
Bath Spa	⑦ a	.	1534	.	1556	.	1634	.	.	.	1701	.	.	1734	.	1759	.	.	1834	.	1901	.	.	1934
Weston-super-Mare	a	.	1601	.	.	1624	.	1701	.	.	1721	.	.	1801	.	.	1822	.	1901	.	.	.	1928	
Train continues to		PMH		WSB		TAU	PMH		WEY	TAU		PMH		WEY		TAU	PMH		SOU	PLY		PMH		

Facilities	(R)	(R)	(R)	(R)	(R)	(R)	(R)	(R)	(R)	(R)	(R)	(R)	(R)	(R)	(R)	(R)	(R)	(R)	(R)				
Severn Beach	d	2122			
St Andrews Road	d	2128			
Avonmouth	a	2132			
Avonmouth	d	.	.	.	1902	2132	2216	2305	
Shirehampton	d	.	.	.	1906	2136	2219	2309	
Sea Mills	d	.	.	.	1910	2140	2223	2313	
Clifton Down	d	.	.	.	1918c	2145	2229	2318	
Redland	d	.	.	.	1920	2147	2231	2320	
Montpelier	d	.	.	.	1922	2149	2233	2322	
Yate	d	1908	2009	2159	.	.	
Bristol Parkway	⑦ d	1918	2010	2019	2209	.	.	
Pilning	d
Patchway	d	2247
Filton Abbey Wood	d	1922	.	1941	2007	.	2015	2022	2034	2107	2141	.	2214	.	2251
Stapleton Road	d	.	1927	.	.	2014	2020	2154	.	2238	2327
Lawrence Hill	d	.	1929	.	.	2016	2022	.	.	.													

