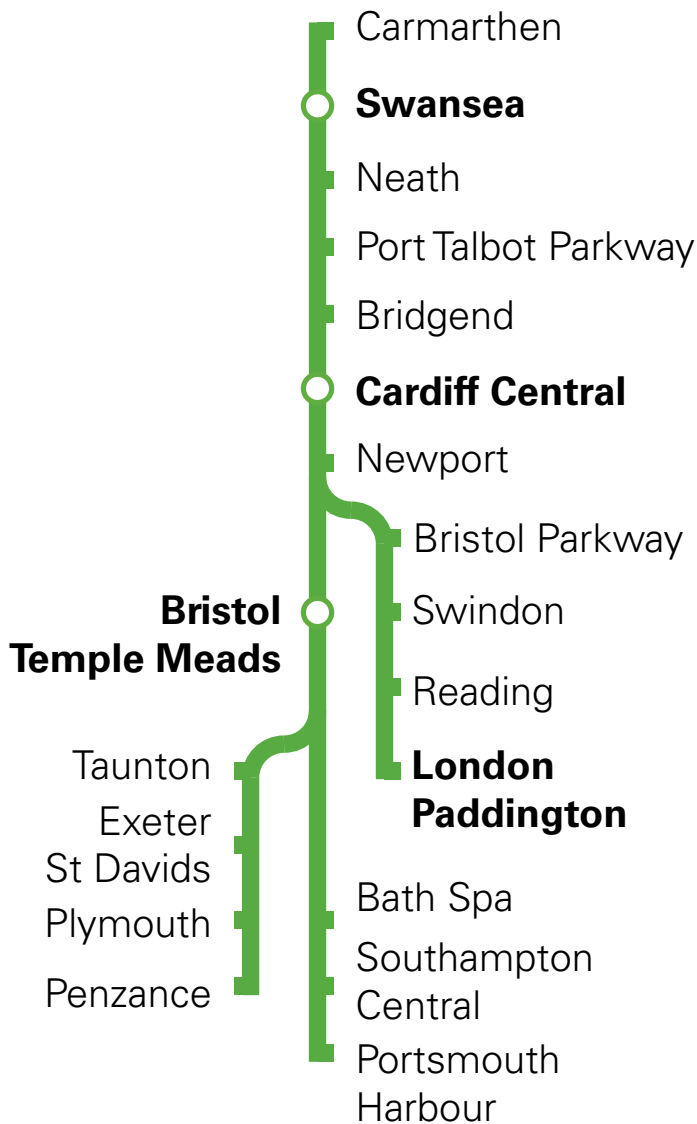




Great
Western
Railway

UPDATED




Not all stations shown

CL

Train times

12 April to
15 May 2021

Amended
Timetable



All GWR
trains in Wales

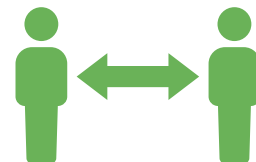
When making your journey:



Wash your
hands



Wear a face
covering



Keep your
distance

Check before you travel, visit [GWR.com/travelguidelines](https://www.gwr.com/travelguidelines)

Welcome to our CL timetable showing trains from South Wales to London Paddington, Bristol, Portsmouth and Penzance. All services in this timetable are operated by Great Western Railway.

Changes to published times
Improvement works may affect services, especially at weekends. Services may also be different on public holidays. Always check your journey before you leave at GWR.com/check

Luggage, bikes and animals on replacement buses
Animals*, non-folding bikes, and large items of luggage can't be carried on our buses.
*Assistance dogs can be carried.

Penalty Fares
If you don't have a valid ticket you may have to pay a Penalty Fare.
Find out more at GWR.com/revenueprotection

National Rail
Find out more about train times and fares.
Call **03457 48 49 50*** (24 hours, calls may be recorded), or go to nationalrail.co.uk
You will also be able to find details of the National Rail Conditions of Travel.

PlusBus
An add-on ticket which gives you discounted bus travel to and from many of our stations. Find out more at plusbus.info

How much luggage can you bring on our trains?
Up to 3 pieces of luggage, with a maximum size of 30 x 70 x 90cm. Small and medium sized bags can be stored under your seats or in the overhead racks. Large items can be stored in the dedicated luggage areas.

Want to bring your bike?
You must reserve a bike space on many of our services. These are shown in our timetables.

Space is limited, so we have a strict first-come, first-served policy. Book a space at your nearest staffed station, through our Customer Support team, or when you buy your ticket online at GWR.com

Short platforms
Some stations have short platforms. In some cases, you can only join or leave the train from certain carriages. Please listen for announcements.

Free Wi-Fi and plug sockets are available on most of our trains.

Delay Repay
You may be entitled to compensation if your journey has been delayed for 15 minutes or more. Find out more at GWR.com/DelayRepay

Great Western Railway Customer Panel
From how good your journeys are, to what you want from our stations and trains, and how we handle timetables and engineering works. Find out more at GWR.com/panel

Transport Focus
The UK's independent watchdog for passengers and road users. Call **0300 123 2350*** or find out more at transportfocus.org.uk

Seat reservations on GWR services
Ⓜ (Shown on our Intercity Express Trains)
When you try and buy a ticket, we will allocate you a seat if one is available. However, if all the seats are already reserved, you won't be able to buy a ticket online for that service.

We leave some space for those with walk-up tickets, or who may have been disrupted.

If you buy a ticket on the day of travel, we may allocate you a space instead of a specific seat. Sit in any unreserved seat in your class of travel, social distancing as best you can.

◇ (Shown on our other trains)
We will reserve you space on board, rather than a specific seat. Sit in any unreserved seat in your class of travel, social distancing as best you can.

Our seat guarantee
If you have a reservation on a GWR service and have to stand, you are entitled to compensation. Find out more at GWR.com

* Standard network charges apply. Calls from mobiles may be higher
All information correct at time of publication. Errors and omissions excepted.
Download the most up-to-date version at GWR.com/timetables.

Passenger Assist

You can arrange help, check station accessibility, buy a ticket and reserve a seat by calling us on Freephone **0800 197 1329** or by text relay **18001 0800 197 1329** (open 0600 to 2300, 7 days a week, except Christmas Day).

You may book assistance by completing the online booking form available on our website.

Station accessibility

All of our stations are classified for their level of accessibility:

- Category A:** This station has step-free access to all platforms
- Category B:** This station has a degree of step-free access to the platform, which may be in both directions or in one direction only. Check details on our website
- Category C:** This station does not have step-free access to any platform

Full details can be found at GWR.com/PassengerAssist

Operator

- GW Great Western Railway
- NR Network Rail
- SW South Western Railway
- TW Transport for Wales

For details of accessibility at stations not operated by GWR or Network Rail, check nationalrail.co.uk

Large print timetables are available for our partially sighted customers.

Call **03457 000 125***, or email GWR.Feedback@GWR.com

* Standard network charges apply. Calls from mobiles may be higher.

Station	CRS	Operator	Access Category	Ticket office hours			Ticket machine	Toilets	Car Park	Bike Rack
				Weekdays	Saturdays	Sundays				
Bath Spa	BTH	GW	A	0530 - 2000	0600 - 2030	0745 - 2030	●	♿	●	●
Bridgend	BGN	TW	A	0545 - 1900	0700 - 1900	0740 - 1915	●	●	●	●
Bristol Parkway	BPW	GW	A	0540 - 2000	0650 - 1800	0830 - 1900	●	♿	●	●
Bristol Temple Meads	BRI	NR	A	0530 - 2130	0530 - 2130	0645 - 2130	●	♿	●	●
Cardiff Central	CDF	TW	A	0545 - 2130	0545 - 2130	0730 - 2130	●	●	●	●
Carmarthen	CMN	TW	A	0645 - 1800	0800 - 1800	1015 - 1745	●	♿	●	●
Didcot Parkway	DID	GW	A	0600 - 1940	0630 - 1940	0800 - 1940	●	♿	●	●
Exeter St Davids	EXD	GW	A	0545 - 2040	0615 - 2000	0730 - 2040	●	♿	●	●
Filton Abbey Wood	FIT	GW	B	1615 - 1915	Closed	Closed	●	●	●	●
Llanelli	LLE	TW	B	0610 - 1240	0700 - 1330	Closed	●	●	●	●
London Paddington	PAD	NR	A	24 hrs	24 hrs	24 hrs	●	♿	●	●
Neath	NTH	TW	A	0530 - 1830	0530 - 1845	0920 - 1650	●	♿	●	●
Newport	NWP	TW	A	0600 - 2015	0630 - 2030	0800 - 1945	●	♿	●	●
Patchway	PWY	GW	B	Unstaffed	Unstaffed	Unstaffed	●	●	●	●
Pembrey & Burry Port	PBY	TW	A	0730 - 1400	0800 - 1230	Closed	●	♿	●	●
Pembroke Dock	PMD	TW	A	Unstaffed	Unstaffed	Unstaffed	●	●	●	●
Penzance	PNZ	GW	A	0605 - 2010	0615 - 1810	0845 - 1730	●	♿	●	●
Plymouth	PLY	GW	A	0625 - 2000	0625 - 1900	0800 - 2000	●	♿	●	●
Port Talbot Parkway	PTA	TW	A	0530 - 1830	0600 - 1900	1000 - 1730	●	♿	●	●
Portsmouth Harbour	PMH	SW	A	0550 - 1900	0630 - 1900	0800 - 1900	●	♿	●	●
Reading	RDG	NR	A	0515 - 2245	0530 - 2245	0715 - 2245	●	♿	●	●
Salisbury	SAL	SW	B	0530 - 2000	0620 - 1930	0810 - 2000	●	♿	●	●
Severn Tunnel Junction	STJ	TW	A	0630 - 1030	0630 - 1030	Closed	●	●	●	●
Southampton Central	SOU	SW	A	0540 - 2045	0600 - 2045	0630 - 2045	●	♿	●	●
Swansea	SWA	TW	A	0515 - 2000	0615 - 2000	0800 - 2000	●	♿	●	●
Swindon	SWI	GW	A	0600 - 2030	0600 - 2000	0730 - 2030	●	♿	●	●
Taunton	TAU	GW	A	0450 - 0100	0610 - 2000	0810 - 2000	●	♿	●	●
Tenby	TEN	TW	B	Unstaffed	Unstaffed	Unstaffed	●	●	●	●
Westbury	WSB	GW	A	0650 - 1700	0740 - 1340	0830 - 1700	●	♿	●	●
Weston-super-Mare	WSM	GW	B	0610 - 1745	0610 - 1745	0830 - 1820	●	♿	●	●
Whitland	WTL	TW	B	Unstaffed	Unstaffed	Unstaffed	●	●	●	●

NOTES AND SYMBOLS

- Bold** Through service
- Light** Connecting service
- Green** Runs on certain days only, or has differences at some stations. Please check notes for details
- ⌚ Minimum time, in minutes, you need to allow between connecting services (this is only shown at stations where this differs from the standard 5 minute allowance)
- 🚇 Interchange with London Underground
- 🚤 Interchange with ferry services
- 🚊 Heritage railway connection. Operating days vary
- 🚌 PlusBus available
- ⚡ SuperFast service. Train makes fewer stops than normal. Check before you board to ensure that it stops at your destination. Bike reservations are compulsory. First Class accommodation, seat reservations, Wi-Fi and power points are available
- Bike reservations are compulsory. First Class accommodation, seat reservations, Wi-Fi and power points are available

- ◇ Reservations should be made. See introduction for information about these reservations
- Ⓜ Reservations should be made. See introduction for information about these reservations on GWR services
- ☞ A trolley service of drinks and snacks is available for all or part of the journey
- a** Arrival time
- d** Departure time
- p** Previous night
- s** Stops to set down passengers only
- c** Arrives at 0600 on Mondays
- e** Arrives 9 minutes earlier on Fridays
- f** Arrives 10 minutes earlier on Fridays
- g** Arrives 6 minutes earlier on Fridays
- h** Arrives 12 minutes earlier on Fridays
- j** Arrives 11 minutes earlier on Fridays
- k** Arrives 5 minutes earlier on Fridays

- FO** Fridays only
- FX** Not Fridays
- MX** Not Mondays
- A** Also calls at Ferryside 0735 and Kidwelly 0741
- B** Also calls at Piling
- C** Also calls at Ferryside 0733 and Kidwelly 0739
- D** Also calls at Ferryside 1431 and Kidwelly 1437
- E** Also calls at Ferryside 1633 and Kidwelly 1640
- F** Also calls at Ferryside 1932 and Kidwelly 1939
- XC** Operated by CrossCountry
- WMN** Warminster

LONDON PADDINGTON, PORTSMOUTH, PENZANCE AND BRISTOL TO SOUTH WALES

MONDAYS TO FRIDAYS

Notes	MX	MX	XC																									
Facilities	■	■	■	◇	◇	■	■	■	◇	◇	■	■	■	◇	◇	■	■	■	◇	◇	■	■	■	◇	◇			
London Paddington ⑥ d	2248p	2332p				0523		0648			0748		0848		0948		1048		1148									
Reading ⑦ d	2318p	0005				0549		0713			0813		0913		1013		1113		1213									
Didcot Parkway ⑦ d	2334p	0020				0603																						
Swindon ⑦ d	2351p	0038				0621		0741			0841		0941		1041		1140		1240									
Portsmouth Harbour ⑦ d											0601		0721		0823		0923		1023									
Southampton Central ⑦ d											0647		0810		0911		1011		1110									
Salisbury ⑦ d											0719		0841		0942		1042		1142									
Westbury ⑦ d						0558					0655		0800		0910		1011		1112					1211				
Bath Spa ⑦ d		0103				0628	0646				0725		0829		0936		1037		1138					1237				
Penzance ⑦ d																								0640				
Plymouth ⑦ d																									0847			
Exeter St Davids ⑥ d											0635														0953			
Taunton ⑦ d						0517		0609			0703		0818		0920		1017		1112					1218				
Weston-super-Mare ⑦ d						0547		0637			0743		0845		0948		1046		1142					1248				
Bristol Temple Meads ⑩ d		0122	0520	0554	0626	0653	0707	0725		0753	0822		0856	0924		0957	1027		1057	1120		1156	1223		1257	1321		
Filton Abbey Wood ⑦ d						0601	0638	0704	0716	0738		0801	0836		0904	0935		1007	1036		1105	1137		1205	1237		1305	1337
Bristol Parkway ⑦ d		0015		0538				0728		0805			0904		1005		1105		1204						1303			
Patchway ⑦ d				0606	0642			0742		0811	0841			0940		1040		1140		1240					1340			
Severn Tunnel Junction ⑦ a				0616	0652	0716		0753		0851			0951		1050		1150		1251						1350			
Newport ⑦ a		0040	0155s	0606c	0628	0703	0728	0749	0806	0824	0831	0904	0922	0930	1002	1023	1034	1104	1126	1131	1202	1225	1231	1306	1321	1330	1402	
Cardiff Central ⑦ a		0058	0215	0621	0642	0719	0748	0803	0822	0838	0845	0920	0938	0945	1020	1038	1048	1123	1139	1146	1222	1239	1247	1327	1335	1346	1421	
Cardiff Central ⑦ d		0101						0806		0842			0942		1041		1143		1242						1337			
Bridgend ⑦ a		0119						0824		0901			1000		1059		1201		1301						1355			
Port Talbot Parkway ⑦ a		0142						0838		0915			1014		1113		1214		1315						1409			
Neath ⑦ a		0150						0845		0922			1021		1120		1221		1322						1416			
Swansea ⑦ a		0205						0858		0934			1034		1132		1234		1334						1429			
Llanelli ⑦ a																												
Pembrey & Burry Port ⑦ a																												
Cardiff Central ⑦ a																												

Facilities	■	■	■	◇	◇	■	■	■	◇	◇	■	■	■	◇	◇	■	■	■	◇	◇	■	■	■	◇	◇	
London Paddington ⑥ d	1248			1348		1448		1548		1648		1748		1818		1847		1918		1948						
Reading ⑦ d	1313			1413		1513		1613		1713		1813		1843		1913		1943		2013						
Didcot Parkway ⑦ d														1857												
Swindon ⑦ d	1340			1440		1540		1640		1741		1840		1914		1941		2010		2040						
Portsmouth Harbour ⑦ d		1123		1223		1323		1423		1523		1623		1723		1823		1923		2023					1824	
Southampton Central ⑦ d		1211		1311		1410		1511		1609		1711		1810		1910		2010		2110					1911	
Salisbury ⑦ d		1242		1342		1442		1542		1642		1742		1842		1942		2042		2142					1942	
Westbury ⑦ d		1312		1411		1511		1611		1711		1811		1911		2011		2111		2211					2012	
Bath Spa ⑦ d		1338		1437		1537		1637		1737		1837		1938		2038		2138		2238					2038	
Penzance ⑦ d					1050																					1650
Plymouth ⑦ d					1250																					1845
Exeter St Davids ⑥ d					1354																					1948
Taunton ⑦ d			1309		1419		1516		1612		1710		1809		1907		2004		2104		2204					2014
Weston-super-Mare ⑦ d			1347		1446		1547		1643		1746		1846		1948		2048		2148		2248					2056
Bristol Temple Meads ⑩ d		1356	1424		1457	1520		1556	1626		1657	1722		1756	1822		1856	1922		1957	2020		2057	2129		
Filton Abbey Wood ⑦ d		1404	1436		1506	1535		1605	1637		1707	1730		1804	1838		1906	1937		2005	2028		2105	2136		
Bristol Parkway ⑦ d	1404			1504		1604		1704		1805		1904		1939		2006		2038		2105						
Patchway ⑦ d			1440		1540		1641		1734		1845		1945		2045		2145		2245							2141
Severn Tunnel Junction ⑦ a			1452		1550		1652		1720	1744		1820	1856		1921	1956		2022	2044		2121	2152				
Newport ⑦ a	1422	1434	1505	1522	1533	1604	1622	1630	1703	1722	1733	1756	1824	1832	1909	1922	1935	1958	2007	2026	2033	2057	2101	2123	2133	2204
Cardiff Central ⑦ a	1436	1449	1522	1535	1547	1623	1635	1644	1719	1736	1747	1822	1837	1847	1926	1938	1949	2013	2025	2039	2047	2115	2130	2141	2148	2218
Cardiff Central ⑦ d	1439			1539		1643		1742		1840		1941		2021		2041		2124		2143						
Bridgend ⑦ a	1457			1559		1705		1800		1858		1959		2047		2059		2145		2201						
Port Talbot Parkway ⑦ a	1511			1613		1719		1814		1913		2013		2102		2113		2159		2215						
Neath ⑦ a	1518			1620		1726		1821		1920		2020		2109		2120		2206		2223						
Swansea ⑦ a	1530			1633		1739		1833		1933		2032		2121		2133		2219		2236						
Llanelli ⑦ a														2121												
Pembrey & Burry Port ⑦ a														2128												
Cardiff Central ⑦ a														2151												

Notes	FO	FX	FO																						
Facilities	■	■	■	◇	◇	■	■	■	◇	◇	■	■	■	◇	◇	■	■	■	◇	◇	■	■	■	◇	◇
London Paddington ⑥ d	2048					2148		2248																	
Reading ⑦ d	2113					2213</																			

LONDON PADDINGTON, PORTSMOUTH, PENZANCE AND BRISTOL TO SOUTH WALES

SUNDAYS

Facilities	■	■	■	◇	■	■	■	◇	■	■	■	◇	■	■	■	◇	■	■	■	◇	■					
London Paddington	0833	0937	1043	1143	1243	1343	1443	1543	1642	1743																
Reading	0859	1003	1109	1209	1309	1409	1509	1609	1709	1809																
Didcot Parkway																										
Swindon	0931	1032	1137	1237	1336	1436	1537	1637	1737	1837																
Portsmouth Harbour					1108	1208	1308	1408	1508																	
Southampton Central					1157	1256	1357	1457	1557																	
Salisbury					1227	1325	1427	1527	1627																	
Westbury		0949		1101	1300	1358	1500	1601	1700																	
Bath Spa		1019		1128	1327	1427	1526	1626	1726																	
Penzance																										
Plymouth																										
Exeter St Davids			0940																							
Taunton			1009		1210	1312	1412	1508	1610	1710																
Weston-super-Mare			1037		1239	1342	1439	1536	1637	1743																
Bristol Temple Meads		1042	1114	1154	1215	1254	1315	1354	1418	1455	1513	1554	1612	1645	1713	1754	1818									
Filton Abbey Wood		1049	1121	1203	1224	1301	1323	1400	1425	1502	1521	1603	1619	1652	1721	1803	1826									
Bristol Parkway	0953	1055	1200	1259	1359	1500	1600	1701	1800	1900																
Patchway			1126			1430								1724												
Severn Tunnel Junction			1136	1235	1335	1440	1533	1631	1734	1838																
Newport	1010	1110	1113	1148	1218	1228	1246	1318	1326	1346	1419	1425	1452	1523	1531	1544	1620	1626	1645	1714	1722	1745	1818	1827	1849	1918
Cardiff Central	1027	1126	1128	1201	1232	1241	1301	1333	1340	1401	1430	1440	1506	1536	1544	1605	1632	1641	1701	1730	1737	1800	1834	1840	1904	1932
Cardiff Central	1034	1134	1235	1336	1435	1539	1635	1739	1836	1935																
Bridgend	1052	1152	1253	1354	1452	1558	1656	1757	1854	1953																
Port Talbot Parkway	1106	1206	1307	1410	1506	1612	1714	1811	1908	2007																
Neath	1114	1215	1315	1418	1514	1620	1722	1819	1917	2015																
Swansea	1128	1228	1328	1431	1527	1633	1735	1832	1930	2028																
Llanelli		1252		1455		1657																				
Pembrey & Burry Port		1259		1502		1703																				
Carmarthen		1326		1524																						

Facilities	◇	■	■	■	■
London Paddington		1842	1943	2043	2143
Reading		1908	2009	2109	2209
Didcot Parkway			2022	2123	2223
Swindon		1935	2039	2141	2241
Portsmouth Harbour	1608	1808	1908		
Southampton Central	1657	1857	1957		
Salisbury	1727	1927	2027		
Westbury	1801	2001	2102		
Bath Spa	1831	2027	2125		
Penzance					
Plymouth					
Exeter St Davids					
Taunton					
Weston-super-Mare					
Bristol Temple Meads	1854	2045	2145		
Filton Abbey Wood	1903	2052	2151		
Bristol Parkway		1958	2102	2205	2304
Patchway	1908		2156		
Severn Tunnel Junction	1918	2105	2208		
Newport	1930	2017	2118	2218	2321
Cardiff Central	1944	2031	2131	2233	2336
Cardiff Central		2034	2136	2238	2338
Bridgend		2052	2154	2256	2356
Port Talbot Parkway		2104	2207	2310	0010
Neath		2112	2216	2318	0019
Swansea		2128	2229	2330	0032
Llanelli					
Pembrey & Burry Port					
Carmarthen					

Chwilio am amserlenni yn Gymraeg?
Ewch i GWR.com/Cymraeg

Travelling to Heathrow Airport?

RailAir coaches provide a regular connecting coach from Reading station to Heathrow Airport. Through train and coach tickets are available.

Find out more at Firstgroup.com/railair

Weekend timetables

Train times are often changed at weekends to enable maintenance work to be carried out. The times shown in this timetable are a guide to our services, and you should confirm your train times online prior to travelling: GWR.com/Check

Amended timetables

Due to the impact of Covid-19, all train times are liable to change at short notice. In addition, we have removed connecting services as these cannot be guaranteed, and catering may not be available as advertised. If your journey is for essential work or other legally permitted reasons, please check your journey at GWR.com/Check the day before you travel.