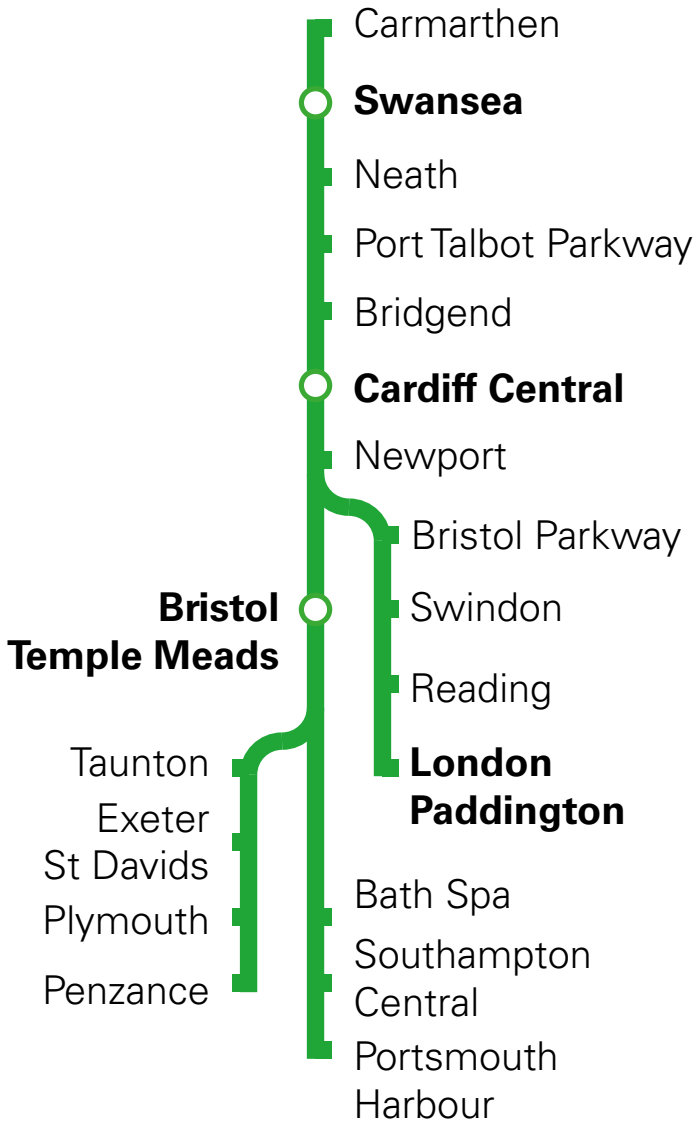




Great
Western
Railway

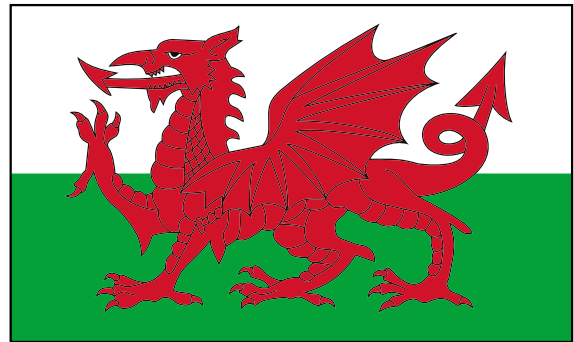


Not all stations shown

CL

Train times

12 December 2021 to
14 May 2022



All GWR trains in Wales

Check before you travel.

Download our **app** or visit **GWR.com/Check**

This timetable shows trains from South Wales to London Paddington, Bristol, Portsmouth and Penzance. All services in this timetable are operated by Great Western Railway.


Changes to published times
Improvement works may affect services, especially at weekends. Services may also be different on public holidays. Always check your journey before you leave at GWR.com/check

Replacement buses
Animals*, non-folding bikes, and large items of luggage can't be carried on our buses.
*Assistance dogs can be carried.

Penalty Fares
If you don't have a valid ticket you may have to pay a Penalty Fare.
Find out more at GWR.com/revenueprotection

National Rail
Find out more about train times and fares.
Call **03457 48 49 50*** (24 hours, calls may be recorded) or go to nationalrail.co.uk
You can also find the National Rail Conditions of Travel here.

PlusBus
An add-on ticket which gives you discounted bus travel to and from many of our stations. Find out more at plusbus.info

Bags and Luggage
You can bring up to 3 pieces of luggage, with a maximum size of 30 x 70 x 90cm. Small and medium sized bags can be stored under your seats or in the overhead racks. Large items can be stored in the dedicated luggage areas. Surfboards can't be taken on our IET trains. Look for GWR trains shown with a  symbol in our timetables.

Bikes
You must reserve a bike space on many of our services. These are shown in our timetables. Space is limited, so we have a strict first-come, first-served policy. Book a space at your nearest staffed station, through our Customer Support team, or when you buy your ticket online at GWR.com


Short platforms
Some stations have short platforms. In some cases, you can only join or leave the train from certain carriages. Please listen for announcements.

Free Wi-Fi and plug sockets are available on most of our trains.

Delay Repay
You are entitled to compensation if your journey has been delayed for 15 minutes or more. Find out more at GWR.com/DelayRepay

Great Western Railway Customer Panel
Our panel is set up for you to tell us your thoughts and give us feedback on how we are doing. Find out more at GWR.com/Panel

Transport Focus
The UK's independent watchdog for passengers and road users. Call **0300 123 2350*** or find out more at transportfocus.org.uk

Seat reservations on GWR services
 (Shown on our Intercity Express Trains, and some long distance regional trains)
Reservations are recommended on many of our trains. When you try and buy a ticket, we will allocate you a seat if one is available. We leave some space for those with walk-up tickets, or who may have been disrupted.

If you buy a ticket on the day of travel, we may allocate you a space instead of a specific seat. Sit in any unreserved seat in your class of travel, following any current social distancing rules as best you can.

Our seat guarantee
If you have a reservation on a GWR service and have to stand, you are entitled to compensation. Find out more at GWR.com

* Standard network charges apply. Calls from mobiles may be higher.
All information correct at time of publication. Errors and omissions excepted.
Download the most up-to-date version at GWR.com/timetables

Passenger Assist

You can arrange help, check station accessibility, buy a ticket and reserve a seat by calling us on Freephone **0800 197 1329** or by text relay **18001 0800 197 1329** (open 0600 to 2300, 7 days a week, except Christmas Day).

You may book assistance by completing the online booking form available on our website.

Station accessibility

All of our stations are classified for their level of accessibility:

- Category A:** This station has step-free access to all platforms
- Category B:** This station has a degree of step-free access to the platform, which may be in both directions or in one direction only. Check details on our website
- Category C:** This station does not have step-free access to any platform

Full details can be found at GWR.com/PassengerAssist

Operator

- GW Great Western Railway
- NR Network Rail
- SW South Western Railway
- TW Transport for Wales

For details of accessibility at stations not operated by GWR or Network Rail, check nationalrail.co.uk


Large print timetables are available for our partially sighted customers.

Call **03457 000 125*** or email GWR.Feedback@GWR.com

* Standard network charges apply. Calls from mobiles may be higher.

Station	CRS	Operator	Access Category	Ticket office hours			Ticket machine	Toilets	Car Park	Bike Rack
				Weekdays	Saturdays	Sundays				
Bath Spa	BTH	GW	A	0530 - 2000	0600 - 2030	0745 - 2030	●	♿	●	●
Bridgend	BGN	TW	A	0545 - 1900	0700 - 1900	0740 - 1915	●	●	●	●
Bristol Parkway	BPW	GW	A	0540 - 2000	0650 - 1800	0830 - 1900	●	♿	●	●
Bristol Temple Meads	BRI	NR	A	0530 - 2130	0530 - 2130	0645 - 2130	●	♿	●	●
Cardiff Central	CDF	TW	A	0630 - 1930	0630 - 1930	0630 - 1930	●	♿	●	●
Carmarthen	CMN	TW	B	0645 - 1800	0800 - 1800	1015 - 1745	●	♿	●	●
Didcot Parkway	DID	GW	A	0600 - 1940	0630 - 1940	0800 - 1940	●	♿	●	●
Exeter St Davids	EXD	GW	A	0545 - 2040	0615 - 2000	0730 - 2040	●	♿	●	●
Ferryside	FYS	TW	B	Unstaffed	Unstaffed	Unstaffed				
Filton Abbey Wood	FIT	GW	B	1615 - 1915	Closed	Closed	●		●	●
Kidwelly	KWL	TW	B	Unstaffed	Unstaffed	Unstaffed				
Llanelli	LLE	TW	B	0610 - 1240	0700 - 1330	Closed	●	●		●
London Paddington	PAD	NR	A	24 hrs	24 hrs	24 hrs	●	♿	●	●
Neath	NTH	TW	B	0530 - 1830	0530 - 1845	0920 - 1650	●	♿	●	●
Newport	NWP	TW	B	0545 - 2000	0630 - 2030	0800 - 1945	●	♿	●	●
Patchway	PWY	GW	A	Unstaffed	Unstaffed	Unstaffed			●	●
Pembrey & Burry Port	PBY	TW	B	0730 - 1400	0800 - 1230	Closed		♿	●	●
Pembroke Dock	PMD	TW	B	Unstaffed	Unstaffed	Unstaffed	●		●	●
Penzance	PNZ	GW	A	0605 - 2010	0615 - 1810	0845 - 1730	●	♿	●	●
Pilning	PIL	GW	A	Unstaffed	Unstaffed	Unstaffed			●	
Plymouth	PLY	GW	A	0625 - 2000	0625 - 1900	0800 - 2000	●	♿	●	●
Port Talbot Parkway	PTA	TW	A	0530 - 1830	0600 - 1900	1000 - 1730	●	♿	●	●
Portsmouth Harbour	PMH	SW	B	0550 - 1900	0630 - 1900	0800 - 1900	●	♿	●	●
Reading	RDG	NR	A	0515 - 2245	0530 - 2245	0715 - 2245	●	♿	●	●
Salisbury	SAL	SW	B	0530 - 2000	0620 - 1930	0810 - 2000	●	♿	●	●
Severn Tunnel Junction	STJ	TW	B	0630 - 1030	Closed	Closed			●	●
Southampton Central	SOU	SW	A	0540 - 2045	0600 - 2045	0630 - 2045	●	♿	●	●
Swansea	SWA	TW	A	0515 - 2000	0615 - 2000	0800 - 2000	●	♿	●	●
Swindon	SWI	GW	A	0600 - 2030	0600 - 2000	0730 - 2030	●	♿	●	●
Taunton	TAU	GW	A	0450 - 0100	0610 - 2000	0810 - 2000	●	♿	●	●
Tenby	TEN	TW	B	Unstaffed	Unstaffed	Unstaffed	●		●	
Westbury	WSB	GW	A	0650 - 1700	0740 - 1340	0830 - 1700	●	♿	●	●
Weston-super-Mare	WSM	GW	B	0610 - 1745	0610 - 1745	1020 - 1820	●	♿	●	●
Whitland	WTL	TW	B	Unstaffed	Unstaffed	Unstaffed			●	●

NOTES AND SYMBOLS

Bold	Through service
Light	Connecting service
Green	Runs on certain days only, or has differences at some stations. Please check notes for details
	Minimum time, in minutes, you need to allow between connecting services (this is only shown at stations where this differs from the standard 5 minute allowance)
	Interchange with London Underground
	Interchange with ferry services
	Heritage railway connection. Operating days vary
	PlusBus available. For more details, visit plusbus.info
	SuperFast service. Train makes fewer stops than normal. Check before you board to ensure that it stops at your destination. Bike reservations are compulsory. First Class accommodation, seat reservations, Wi-Fi and power points are available
	Bike reservations are compulsory. First Class accommodation, seat reservations, Wi-Fi and power points are available
	Electrostar Train. Wi-Fi and power points are available
	Seat reservations recommended
	Pullman fine dining available to First Class ticket holders (also Standard Class ticket holders if space is available). A trolley service of drinks and snacks is also available for all or part of the journey
0815	Pullman fine dining available when boarding at highlighted times
	A trolley service of drinks and snacks is available for all or part of the journey
a	Arrival time
d	Departure time
p	Previous night
c	On Fridays arrives 2 minutes earlier
e	On Fridays arrives at 2255
f	On Fridays arrives at 2214
g	On Mondays arrives at 0600
h	Time shown is at Portsmouth & Southsea
FO	Fridays only
FX	Not Fridays
MX	Not Mondays
A	Also calls at Ferryside 0737 and Kidwelly 0744
B	Also calls at Pilning 0833
C	Also calls at Ferryside 0736 and Kidwelly 0743
D	Also calls at Pilning 1532
E	Also calls at Ferryside 1430 and Kidwelly 1437
F	Also calls at Ferryside 1635 and Kidwelly 1642
G	Also calls at Ferryside 1932 and Kidwelly 1939
H	Also calls at Kidwelly 2132 and Ferryside 2138
J	Also calls at Kidwelly 1304 and Ferryside 1311
K	Also calls at Kidwelly 1508 and Ferryside 1515
XC	Service operated by CrossCountry
FRO	Frome
WMN	Warminster

SOUTH WALES TO BRISTOL, PENZANCE, PORTSMOUTH AND LONDON PADDINGTON

SAVEDAYS

Notes		B										C															
Facilities		■	■	■	■	■	■	■	■	■	■	■	■	■	■	■	■	■	■	■	■						
Carmarthen	d						
Pembrey & Burry Port	d						
Llanelli	⑦ d						
Swansea	d	0356	0522	.	0552	0622	.	0643	.	0724	.	0741	.	0822	.	.	0923	.	.	1022	.	.	1122	.	.	1222	.
Neath	d	0408	0534	.	0604	0634	.	0655	.	0736	.	0753	.	0834	.	.	0935	.	.	1034	.	.	1135	.	.	1234	.
Port Talbot Parkway	d	0415	0541	.	0611	0641	.	0703	.	0744	.	0800	.	0841	.	.	0942	.	.	1041	.	.	1144	.	.	1241	.
Bridgend	d	0429	0555	.	0625	0655	.	0716	.	0759	.	0815	.	0855	.	.	0956	.	.	1055	.	.	1157	.	.	1255	.
Cardiff Central	⑦ a	0450	0616	.	0646	0716	.	0739	.	0820	.	0838	.	0916	.	.	1017	.	.	1116	.	.	1218	.	.	1316	.
Cardiff Central	⑦ d	0514	0620	0629	0648	0718	0727	0741	0800	0821	0827	0841	0900	0919	0927	1000	1019	1030	1100	1119	1130	1200	1220	1227	1300	1318	1330
Newport	d	0526	0632	0644	0700	0732	0741	0755	0814	0834	0841	0855	0914	0932	0941	1014	1032	1044	1114	1132	1144	1214	1232	1241	1314	1332	1344
Severn Tunnel Junction	d	.	.	0654	.	.	0751	.	.	0825	.	0851	.	0924	.	0951	1024	.	1125	.	.	1225	.	.	1325	.	.
Patchway	a	0839	.	.	.	0936	.	.	1036	.	.	1135	.	.	1235	.	.	1335	.	.
Bristol Parkway	⑦ a	0553	0653	.	0720	0754	.	0819	.	0855	.	0915	.	0953	.	.	1054	.	.	1154	.	.	1254	.	.	1354	.
Filton Abbey Wood	a	.	.	0709	.	.	0809	.	0843	.	0909	.	0940	.	1009	1040	.	1109	1140	.	1209	1240	.	1303	1340	.	1409
Bristol Temple Meads	⑩ a	.	.	0719	.	.	0817	.	0852	.	0917	.	0950	.	1018	1050	.	1117	1149	.	1216	1249	.	1312	1349	.	1417
Weston-super-Mare	a	0922	.	.	.	1022	.	.	1122	.	.	1222	.	.	1322	.	.	1424	.	.
Taunton	a	0950	.	.	.	1051	.	.	1152	.	.	1252	.	.	1352	.	.	1453	.	.
Exeter St Davids	⑥ a	1018	.	.	.	1122	1330	1523	.	.
Plymouth	a	1132	.	.	.	1231	1440	1632	.	.
Penzance	a	1340	.	.	.	1440	1640	1841	.	.
Bath Spa	⑦ a	.	.	0735	.	.	0834	.	.	0934	.	.	.	1036	.	.	1134	.	.	1234	.	.	1334	.	.	1434	.
Westbury	a	.	.	0801	.	.	0900	.	.	1001	.	.	.	1102	.	.	1201	.	.	1300	.	.	1401	.	.	1500	.
Salisbury	a	.	.	0832	.	.	0932	.	.	1032	.	.	.	1134	.	.	1232	.	.	1332	.	.	1432	.	.	1532	.
Southampton Central	a	.	.	0902	.	.	1003	.	.	1103	.	.	.	1204	.	.	1303	.	.	1403	.	.	1503	.	.	1603	.
Portsmouth Harbour	☒ a	.	.	0951	.	.	1051	.	.	1151	.	.	.	1251	.	.	1351	.	.	1451	.	.	1551	.	.	1651	.
Swindon	a	0617	0718	.	0744	0819	.	0843	.	0918	.	0943	.	1018	.	.	1119	.	.	1219	.	.	1319	.	.	1419	.
Didcot Parkway	☒ a	0634	.	.	0802	.	.	0902	.	.	.	1002
Reading	⑦ a	0648	0745	.	0816	0846	.	0916	.	0946	.	1017	.	1046	.	.	1146	.	.	1246	.	.	1346	.	.	1446	.
London Paddington	⑥ a	0714	0812	.	0841	0912	.	0942	.	1012	.	1041	.	1111	.	.	1211	.	.	1314	.	.	1411	.	.	1511	.

Notes		D																										
Facilities		■	■	■	■	■	■	■	■	■	■	■	■	■	■	■	■	■	■	■	■	■	■	■	■	■	■	
Carmarthen	d
Pembrey & Burry Port	d
Llanelli	⑦ d
Swansea	d	.	1322	.	.	1423	.	.	1523	.	.	1622	.	.	1726	.	.	1822	.	.	1926	.	.	2022	.	.	.	
Neath	d	.	1334	.	.	1435	.	.	1534	.	.	1634	.	.	1738	.	.	1834	.	.	1938	.	.	2034	.	.	.	
Port Talbot Parkway	d	.	1341	.	.	1442	.	.	1543	.	.	1641	.	.	1745	.	.	1841	.	.	1945	.	.	2041	.	.	.	
Bridgend	d	.	1356	.	.	1456	.	.	1557	.	.	1655	.	.	1800	.	.	1855	.	.	1959	.	.	2055	.	.	.	
Cardiff Central	⑦ a	.	1417	.	.	1517	.	.	1618	.	.	1716	.	.	1821	.	.	1916	.	.	2020	.	.	2116	.	.	.	
Cardiff Central	⑦ d	1400	1421	1430	1441	1500	1519	1530	1600	1623	1627	1700	1719	1727	1800	1823	1827	1900	1919	1930	1954	2023	2029	2100	2118	2200	2247	
Newport	d	1414	1434	1444	1455	1514	1531	1544	1614	1636	1641	1714	1731	1741	1814	1835	1841	1914	1932	1944	2008	2035	2043	2116	2130	2215	2302	
Severn Tunnel Junction	d	1424	.	.	1524	.	.	1625	.	1651	1725	.	1751	1825	.	1851	1925	.	2019	.	.	2126	.	.	2226	.	.	
Patchway	a	1435	.	.	1537	.	.	1635	.	.	1736	.	.	1836	.	.	1935	.	.	2030	.	.	2139	.	.	2247	.	
Bristol Parkway	⑦ a	1444	1454	1509	1515	1542	1554	1609	1640	1656	1709	1740	1754	1809	1855	1909	1940	1954	2009	2034	2055	2105	2142	2150	2251	2341		
Filton Abbey Wood	a	1440	.	1509	.	1542	.	1609	1640	.	1709	1740	.	1809	1840	.	1909	1940	.	2009	2034	.	2105	2142	.	2251	.	
Bristol Temple Meads	⑩ a	1450	.	1517	.	1550	.	1617	1649	.	1717	1750	.	1817	1850	.	1917	1950	.	2017	2044	.	2115	2151	.	2301	2341	
Weston-super-Mare	a	1522	.	.	1622	.	.	1722	.	.	1822	.	.	1925	.	.	2024	2224	.	.	.	
Taunton	a	1551	.	.	1653	.	.	1753	.	.	1852	.	.	1951	.	.	2055	2255	.	.	.	
Exeter St Davids	⑥ a	1623	.	.	1723	2019	2326	.	.	.	
Plymouth	a	1731	.	.	1833	2130	
Penzance	a	1940	.	.	2041	
Bath Spa	⑦ a	.	.	1534	.	.	1634	.	.	1734	.	.	.	1834	.	.	1934	.	.	2034	.	.	2134	
Westbury	a	.	.	1601	.	.	1701	.	.	1801	.	.	.	1901	.	.	2001	.	.	2101	.	.	2200	
Salisbury	a	.	.	1632	.	.	1732	.	.	1832	.	.	.	1932	.	.	2032	.	.	2132	.	.	2234	
Southampton Central	a	.	.	1703	.	.	1803	.	.	1903	.	.	.	2003	.	.	2103	.	.	2202	.	.	2304	
Portsmouth Harbour	☒ a	.	.	1751	.	.	1851	.	.	1951	.	.	.	2051	.	.	2151	.	.	2250	.	.	2350	
Swindon	a	.	1519	.	1544	.	1619	.	.	1720	.	.	1819	.	.	1919	.	.	2019	.	.	2119	.	.	2214	.	.	
Didcot Parkway	☒ a	.	.	1603	2136	.	.	2256	.	
Reading	⑦ a	.	1547	.	1618	.	1646	.	.	1747	.	.	1846	.	.	1946	.	.	2046	.	.	2150	.	.	2311	.	.	
London Paddington	⑥ a	.	1612	.	1644	.	1712	.	.	1811	.	.	1913	.	.	2011	.	.	2111	.	.	2215	.	.	2342	.	.	

Chwilio am amserlenni yn Gymraeg?
Ewch i GWR.com/Cymraeg

Travelling to Heathrow Airport?

RailAir coaches provide a regular connecting coach from Reading station to Heathrow Airport. Through train and coach tickets are available.

Find out more at Firstgroup.com/railair

Changes to our timetables

The times shown in this timetable are a guide to our services. Train times may change late at night or at weekends to allow maintenance work to be done. Times may also change at short notice as a result of the Covid-19 pandemic. You should always confirm your train times online, less than 24 hours prior to travelling: GWR.com/Check

LONDON PADDINGTON, PORTSMOUTH, PENZANCE AND BRISTOL TO SOUTH WALES

SAVEDAYS

Facilities	Mon	Tue	Wed	Thu	Fri	Sat	Sun	Mon	Tue	Wed	Thu	Fri	Sat	Sun	Mon	Tue	Wed	Thu	Fri	Sat	Sun	Mon	Tue	Wed	Thu	Fri	Sat	Sun
London Paddington	2248p				0648		0748			0848			0948			1048			1148			1213	1248					
Reading	2318p				0713		0813			0913			1013			1113			1213			1240	1313					
Didcot Parkway	2334p																					1255						
Swindon	2351p				0740		0841			0940			1040			1140			1240			1319	1340					
Portsmouth Harbour							0608			0723			0823			0923			1023								1123	
Southampton Central							0657			0810			0910			1010			1110								1210	
Salisbury							0730			0842			0942			1042			1142								1242	
Westbury							0805			0914			1012			1112			1212								1312	
Bath Spa							0834			0940			1038			1138			1240								1338	
Penzance										0540			0640														0852	
Plymouth										0748			0848														1049	
Exeter St Davids					0548					0855			0955			1043			1155									
Taunton					0615				0820			0919			1019			1108				1220						
Weston-super-Mare					0646		0742		0848			0947			1047			1147				1248						
Bristol Temple Meads	0628	0654	0703	0723	0757	0823	0857	0929	0957	1030	1057	1132	1157	1232	1257	1323	1356	1402	1423	1430								
Filton Abbey Wood	0636	0706	0712	0735	0806	0832	0907	0941	1007	1040	1107	1141	1207	1241	1307	1331											1407	
Bristol Parkway	0015		0724	0804			0905		1005		1104		1204		1304			1343	1404									
Patchway	0640		0739	0836			0945		1044		1145		1245		1335													
Severn Tunnel Junction	0650	0718	0749	0846			0955		1054		1155		1255		1345													
Newport	0034	0701	0729	0744	0801	0825	0830	0858	0924	0931	1006	1024	1031	1105	1124	1131	1207	1224	1231	1307	1323	1330	1356	1402	1423	1430		
Cardiff Central	0047	0715	0747	0758	0815	0838	0845	0913	0939	0945	1021	1038	1045	1122	1137	1145	1222	1237	1245	1321	1338	1345	1412	1415	1437	1445		
Cardiff Central	0050		0803	0842			0942		1039		1140		1240		1341			1441										
Bridgend	0110		0821	0900			1000		1057		1158		1258		1359			1459										
Port Talbot Parkway	0135		0835	0914			1014		1113		1212		1312		1413			1513										
Neath	0143		0842	0922			1021		1120		1219		1319		1420			1520										
Swansea	0156		0855	0935			1034		1134		1232		1332		1433			1533										
Llanelli																												
Pembrey & Burry Port																												
Carmarthen																												

Facilities	Mon	Tue	Wed	Thu	Fri	Sat	Sun	Mon	Tue	Wed	Thu	Fri	Sat	Sun	Mon	Tue	Wed	Thu	Fri	Sat	Sun	Mon	Tue	Wed	Thu	Fri	Sat	Sun
London Paddington	1348				1448		1548			1648			1718			1748			1818			1848			1918	1948		2048
Reading	1413				1513		1613			1713			1743			1813			1843			1913			1943	2013		2113
Didcot Parkway													1757			1857			1957									
Swindon	1440				1540		1640			1740			1814			1840			1915			1940			2014	2040		2140
Portsmouth Harbour			1223		1323		1423			1523			1623			1723			1823			1910			2010			2123
Southampton Central			1310		1410		1510			1610			1710			1810			1910			2010			2110			2210
Salisbury			1342		1442		1542			1642			1742			1842			1942			2042			2142			2242
Westbury			1412		1512		1612			1712			1812			1912			2012			2112			2212			2312
Bath Spa			1438		1538		1638			1738			1838			1938			2038			2138			2238			2338
Penzance			1050				1250			1350			1548						1650			1848						1948
Plymouth			1250				1448			1548			1747			1848			2050			2250						2350
Exeter St Davids			1353				1555			1655			1820			1920			2022			2222						2322
Taunton	1320		1420		1520		1620			1720			1820			1920			2022			2222						2322
Weston-super-Mare	1347		1448		1547		1648			1747			1848			1948			2050			2250						2350
Bristol Temple Meads	1432		1457	1532		1557	1622		1657	1732		1757		1832		1857		1928		1957		2057	2127					2200
Filton Abbey Wood	1441		1507	1541		1607	1629		1706	1741		1807		1841		1907		1943		2007		2107	2136					2209
Bristol Parkway	1504			1604			1704			1804			1838			1904			1940			2004			2039	2104		2205
Patchway	1444			1545			1633			1745			1845			1947			2047			2140						2213
Severn Tunnel Junction	1454			1556			1643		1720	1755		1820		1855		1920		1957		2020		2120	2151					2224
Newport	1507	1525	1531	1607	1624	1631	1700	1723	1732	1806	1823	1832	1900	1906	1923	1932	1959	2013	2023	2032	2058	2123	2131	2208	2231	2241		
Cardiff Central	1527	1541	1545	1621	1637	1645	1720	1738	1746	1821	1837	1846	1914	1921	1940	1947	2013	2028	2038	2046	2111	2137	2145	2227	2249	2301		
Cardiff Central	1544			1641			1739			1840			1920		1942		2015		2041		2113	2139					2251	
Bridgend	1606			1659			1757			1858			1938		2000		2033		2059		2131	2157					2309	
Port Talbot Parkway	1620			1713			1811			1912			1952		2014		2047		2113		2145	2211					2323	
Neath	1627			1720			1819			1920			1959		2021		2054		2120		2152	2218					2330	
Swansea	1640			1733			1832			1933			2012		2034		2107		2133		2205	2231					2343	
Llanelli										2040																		
Pembrey & Burry Port										2047																		
Carmarthen										2109																		

Facilities	Mon
London Paddington	
Reading	
Didcot Parkway	
Swindon	

