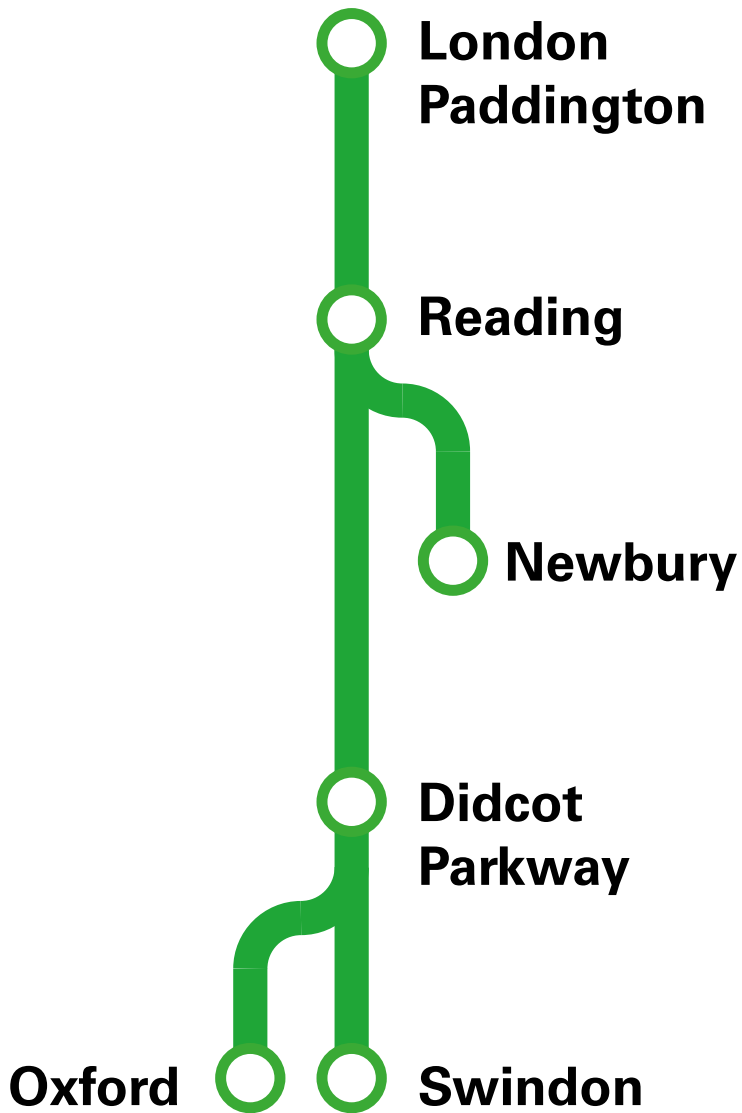


# GWR

Great  
Western  
Railway



# TS

## Train times

12 December 2021 to  
14 May 2022

Check before you travel.

Download our **app** or visit **[GWR.com/Check](https://www.gwr.com/Check)**

This timetable shows the fastest trains from London Paddington to Reading, Newbury, Didcot Parkway, Swindon and Oxford. All services in this timetable are operated by Great Western Railway.

#### Changes to published times

Improvement works may affect services, especially at weekends. Services may also be different on public holidays. Always check your journey before you leave at [GWR.com/check](http://GWR.com/check)

#### Replacement buses

Animals\*, non-folding bikes, and large items of luggage can't be carried on our buses.

\*Assistance dogs can be carried.

#### Penalty Fares

If you don't have a valid ticket you may have to pay a Penalty Fare.

Find out more at [GWR.com/revenueprotection](http://GWR.com/revenueprotection)

#### National Rail

Find out more about train times and fares.


Call **03457 48 49 50\*** (24 hours, calls may be recorded) or go to [nationalrail.co.uk](http://nationalrail.co.uk)

You can also find the National Rail Conditions of Travel here.

#### PlusBus

An add-on ticket which gives you discounted bus travel to and from many of our stations. Find out more at [plusbus.info](http://plusbus.info)

#### Bags and Luggage

You can bring up to 3 pieces of luggage, with a maximum size of 30 x 70 x 90cm. Small and medium sized bags can be stored under your seats or in the overhead racks. Large items can be stored in the dedicated luggage areas. Surfboards can't be taken on our IET trains. Look for GWR trains shown with a  symbol in our timetables.

#### Bikes

You must reserve a bike space on many of our services. These are shown in our timetables. Space is limited, so we have a strict first-come, first-served policy. Book a space at your nearest staffed station, through our Customer Support team, or when you buy your ticket online at [GWR.com](http://GWR.com)

#### Short platforms

Some stations have short platforms. In some cases, you can only join or leave the train from certain carriages. Please listen for announcements.

**Free Wi-Fi and plug sockets** are available on most of our trains.

#### Delay Repay

You are entitled to compensation if your journey has been delayed for 15 minutes or more. Find out more at [GWR.com/DelayRepay](http://GWR.com/DelayRepay)

#### Great Western Railway Customer Panel

Our panel is set up for you to tell us your thoughts and give us feedback on how we are doing. Find out more at [GWR.com/Panel](http://GWR.com/Panel)

#### Transport Focus

The UK's independent watchdog for passengers and road users. Call **0300 123 2350\*** or find out more at [transportfocus.org.uk](http://transportfocus.org.uk)

#### Seat reservations on GWR services

 (Shown on our Intercity Express Trains, and some long distance regional trains)

Reservations are recommended on many of our trains. When you try and buy a ticket, we will allocate you a seat if one is available. We leave some space for those with walk-up tickets, or who may have been disrupted.

If you buy a ticket on the day of travel, we may allocate you a space instead of a specific seat. Sit in any unreserved seat in your class of travel, following any current social distancing rules as best you can.

#### Our seat guarantee

If you have a reservation on a GWR service and have to stand, you are entitled to compensation. Find out more at [GWR.com](http://GWR.com)

\* Standard network charges apply. Calls from mobiles may be higher

All information correct at time of publication. Errors and omissions excepted. Download the most up-to-date version at [GWR.com/timetables](http://GWR.com/timetables)

#### Passenger Assist

You can arrange help, check station accessibility, buy a ticket and reserve a seat by calling us on Freephone **0800 197 1329** or by text relay **18001 0800 197 1329** (open 0600 to 2300, 7 days a week, except Christmas Day).

You may book assistance by completing the online booking form available on our website.

#### Station accessibility

All of our stations are classified for their level of accessibility:

**Category A:** This station has step-free access to all platforms

**Category B:** This station has a degree of step-free access to the platform, which may be in both directions or in one direction only. Check details on our website

**Category C:** This station does not have step-free access to any platform

Full details can be found at [GWR.com/PassengerAssist](http://GWR.com/PassengerAssist)

**Large print timetables** are available for our partially sighted customers.

Call **03457 000 125\*** or email [GWR.Feedback@GWR.com](mailto:GWR.Feedback@GWR.com)

\* Standard network charges apply. Calls from mobiles may be higher.










Station	CRS	Operator	Access Category	Ticket office hours			Ticket machine	Toilets	Car Park	Bike Rack
				Weekdays	Saturdays	Sundays				
<b>Didcot Parkway</b>	DID	GW	A	0600 - 1940	0630 - 1940	0800 - 1940				
<b>London Paddington</b>	PAD	NR	A	24 hrs	24 hrs	24 hrs				
<b>Newbury</b>	NBY	GW	A	0600 - 2024	0615 - 1945	0830 - 1730				
<b>Oxford</b>	OXF	GW	A	0545 - 2000	0730 - 2000	0715 - 2000				
<b>Reading</b>	RDG	NR	A	0515 - 2245	0530 - 2245	0715 - 2245				
<b>Swindon</b>	SWI	GW	A	0600 - 2030	0600 - 2000	0730 - 2030				

#### Operator

GW Great Western Railway  
NR Network Rail

For details of accessibility at any station, check [nationalrail.co.uk](http://nationalrail.co.uk)

#### NOTES AND SYMBOLS

- Bold** Through service
- Light Connecting service
- Green** Runs on certain days only, or has differences at some stations. Please check notes for details
-  Minimum time, in minutes, you need to allow between connecting services (this is only shown at stations where this differs from the standard 5 minute allowance)
-  Interchange with London Underground
-  Heritage railway connection. Operating days vary
-  PlusBus available. For more details, visit [plusbus.info](http://plusbus.info)
-  SuperFast service. Train makes fewer stops than normal. Check before you board to ensure that it stops at your destination. Bike reservations are compulsory. First Class accommodation, seat reservations, Wi-Fi and power points are available
-  Bike reservations are compulsory. First Class accommodation, seat reservations, Wi-Fi and power points are available
-  Electrostar Train. Wi-Fi and power points are available
-  Seat reservations recommended
-  A trolley service of drinks and snacks is available for all or part of the journey
- a** Arrival time
- ae** Passengers may arrive earlier by travelling on a later train
- d** Departure time
- s** Stops to set down passengers only
- c** On Fridays arrives at 2214
- FO** Fridays only
- FX** Not Fridays
- MO** Mondays only
- MX** Not Mondays
- A** Runs from 3 April
- B** Runs until 27 March
- XR** Service operated by TfL Rail

- BAN** Banbury
- BDW** Bedwyn
- BPW** Bristol Parkway
- BRI** Bristol Temple Meads
- CDF** Cardiff Central
- CMN** Carmarthen
- CNM** Cheltenham Spa
- EXD** Exeter St Davids
- FRO** Frome
- GMV** Great Malvern
- HFD** Hereford
- PGN** Paignton
- PLY** Plymouth
- PNZ** Penzance
- SWA** Swansea
- TAU** Taunton
- WOF** Worcester Foregate Street
- WOP** Worcestershire Parkway
- WOS** Worcester Shrub Hill
- WSM** Weston-super-Mare

LONDON PADDINGTON TO READING, NEWBURY, DIDCOT PARKWAY, SWINDON AND OXFORD (FAST TRAINS)

MONDAYS TO FRIDAYS

Notes Facilities MX MO MX London Paddington Reading Newbury Didcot Parkway Swindon Oxford Train continues to

Notes Facilities London Paddington Reading Newbury Didcot Parkway Swindon Oxford Train continues to

Notes Facilities London Paddington Reading Newbury Didcot Parkway Swindon Oxford Train continues to

Notes Facilities London Paddington Reading Newbury Didcot Parkway Swindon Oxford Train continues to

Notes Facilities London Paddington Reading Newbury Didcot Parkway Swindon Oxford Train continues to

Notes Facilities London Paddington Reading Newbury Didcot Parkway Swindon Oxford Train continues to

Facilities London Paddington Reading Newbury Didcot Parkway Swindon Oxford Train continues to

Notes Facilities London Paddington Reading Newbury Didcot Parkway Swindon Oxford Train continues to

Changes to our timetables

The times shown in this timetable are a guide to our services. Train times may change late at night or at weekends to allow maintenance work to be done.

























Travelling after midnight?

Additional services may be found at the start of the timetable



LONDON PADDINGTON TO READING, NEWBURY, DIDCOT PARKWAY, SWINDON AND OXFORD (FAST TRAINS)

SUNDAYS

Notes	XR																			A		B		
Facilities	f																							
London Paddington  d	0644	0659	0751	0800	0833	0837	0851	0900	0900	0921	0937	0942	1003	1013	1021	1030	1036	1043	1046	1103	1121	1130	1143	
Reading  a	0735	0751	0820	0830	0858	0907	0914	0923	0923	0945	1000	1010	1026	1039	1045	1053	1059	1107	1112	1126	1145	1153	1207	
Newbury  a	.	.	0838	.	.	.	.	.	.	.	.	.	.	.	.	.	1117	.	.	.	.	.	.	
Didcot Parkway  a	.	.	.	0847	0914	0924	.	0943	0948	1000	1015	1025	.	1054	1100	1107	.	.	1127	.	1201	1207	.	
Swindon  a	.	.	.	0903	0930	.	.	1001	1004	.	1032	.	.	1113	.	1124	.	1135	.	.	.	1224	1234	
Oxford  a	.	.	.	.	.	0943	.	.	.	1020	.	1040	.	.	1120	.	.	.	1143	.	1220	.	.	
Train continues to			PNZ	EXD	SWA	GMV	PNZ	WSM	WSM		CMN	HFD	PNZ	BPW		WSM	PGN	SWA	GMV	PLY		BRI	CMN	
Facilities														f										
London Paddington  d	1146	1202	1220	1230	1236	1243	1246	1303	1320	1330	1343	1346	1403	1413	1420	1430	1437	1443	1446	1500	1503	1519	1530	
Reading  a	1212	1225	1244	1253	1259	1307	1312	1326	1345	1353	1407	1412	1426	1439	1445	1453	1500	1507	1512	1523	1526	1543	1553	
Newbury  a	.	.	.	.	1315	.	.	.	.	.	.	.	.	.	.	.	1517	.	.	.	.	.	.	
Didcot Parkway  a	1231	.	1301	1307	.	.	1327	.	1400	1407	.	1427	.	1454	1502	1507	.	.	1527	1537	.	1601	1607	
Swindon  a	.	.	.	1324	.	1335	.	.	.	1424	1434	.	.	1513	.	1523	.	1534	.	1554	.	1624	1624	
Oxford  a	1245	.	1323	.	.	.	1343	.	1418	.	.	1443	.	.	1519	.	.	.	1543	.	.	1619	.	
Train continues to	HFD	PNZ		WSM	PGN	SWA	GMV	PLY		BRI	CMN	HFD	PNZ	CDF		TAU	EXD	SWA	GMV	BRI	PLY		TAU	
Facilities																								
London Paddington  d	1543	1546	1600	1603	1620	1630	1637	1643	1646	1700	1703	1720	1730	1733	1743	1746	1800	1803	1820	1830	1836	1843	1846	
Reading  a	1607	1613	1623	1626	1646	1653	1700	1707	1713	1723	1726	1745	1753	1756	1807	1812	1823	1826	1844	1853	1859	1907	1912	
Newbury  a	.	.	.	.	.	.	1717	.	.	.	.	.	.	.	.	.	.	.	.	.	1915	.	.	
Didcot Parkway  a	.	1628	1637	.	1701	.	.	.	1727	1737	.	1801	.	1810	.	1827	1837	.	1900	.	.	.	1927	
Swindon  a	1635	.	1653	.	1721	.	1735	.	1754	.	.	1820	1828	1835	.	1854	.	.	1920	.	.	1934	.	
Oxford  a	.	1644	.	.	1723	.	.	1744	.	.	1818	.	.	1843	.	.	1918	.	.	.	.	.	1944	
Train continues to	SWA	HFD	BRI	PNZ		PLY	PLY	SWA	GMV	BRI	PNZ		WSM	CNM	SWA	GMV	PLY	PNZ		WSM	PLY	SWA	HFD	
Notes	XR																							
Facilities			f																			f		
London Paddington  d	1900	1903	1913	1920	1930	1943	1946	2003	2020	2030	2043	2046	2103	2119	2130	2143	2145	2200	2203	2237	2257	2333	2354	
Reading  a	1923	1926	1939	1947	1953	2007	2012	2027	2046	2053	2107	2112	2126	2142	2153	2206	2212	2223	2303	2312	2333	0017	0052	
Newbury  a	.	.	.	.	.	.	.	2043	.	.	.	.	.	.	.	.	.	.	.	.	.	.	.	
Didcot Parkway  a	1937	.	1954	2003	.	2021	2027	.	2104	.	2121	2128	.	2201	2220	2221	2226	2237	.	2329s	2350s	0034s	.	
Swindon  a	1954	.	2014	.	2020	2038	.	.	2120	2138	.	.	.	2224	2238	.	2253	.	2346s	0009s	0052s	.	.	
Oxford  a	.	.	.	2019	.	.	2043	.	2120	.	.	2142	.	2217	.	.	2241	.	.	.	.	.	.	
Train continues to	BRI	PLY			BRI	SWA	GMV	PLY		WSM	SWA	WOS	EXD		BRI	SWA	WOS	BRI		BPW	BRI	BRI		

Changes to our timetables

The times shown in this timetable are a guide to our services. Train times may change late at night or at weekends to allow maintenance work to be done. Times may also change at short notice as a result of the Covid-19 pandemic. You should always confirm your train times online, less than 24 hours prior to travelling: [GWR.com/Check](https://www.gwr.com/Check)

Travelling after midnight?

Additional services may be found at the start of the timetable





