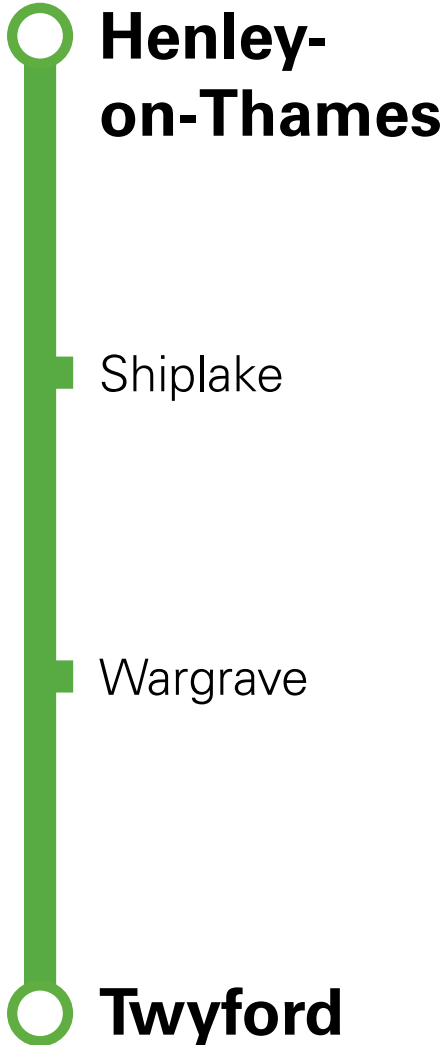




Great
Western
Railway



T13

Train times

16 May to
11 December 2021



Travel with Confidence.



Wash your
hands



Wear a face
covering



Travel at
quieter times

Check before you travel, visit [GWR.com/Safety](https://www.gwr.com/safety)


This timetable shows trains between Twyford and Henley-on-Thames (The Regatta line). All services in this timetable are operated by Great Western Railway.


Changes to published times
Improvement works may affect services, especially at weekends. Services may also be different on public holidays. Always check your journey before you leave at GWR.com/check

Replacement buses
Animals*, non-folding bikes, and large items of luggage can't be carried on our buses.
*Assistance dogs can be carried.

Penalty Fares
If you don't have a valid ticket you may have to pay a Penalty Fare.
Find out more at GWR.com/revenueprotection

National Rail
Find out more about train times and fares.
Call **03457 48 49 50*** (24 hours, calls may be recorded) or go to nationalrail.co.uk
You can also find the National Rail Conditions of Travel here.

PlusBus 
An add-on ticket which gives you discounted bus travel to and from many of our stations. Find out more at plusbus.info

Bags and Luggage
You can bring up to 3 pieces of luggage, with a maximum size of 30 x 70 x 90cm. Small and medium sized bags can be stored under your seats or in the overhead racks. Large items can be stored in the dedicated luggage areas. Surfboards can't be taken on our IET trains. Look for GWR trains shown with a  symbol in our timetables.

Bikes
You must reserve a bike space on many of our services. These are shown in our timetables. Space is limited, so we have a strict first-come, first-served policy. Book a space at your nearest staffed station, through our Customer Support team, or when you buy your ticket online at GWR.com


Short platforms
Some stations have short platforms. In some cases, you can only join or leave the train from certain carriages. Please listen for announcements.

Free Wi-Fi and plug sockets are available on most of our trains.

Delay Repay
You are entitled to compensation if your journey has been delayed for 15 minutes or more. Find out more at GWR.com/DelayRepay


Great Western Railway Customer Panel
Our panel is set up for you to tell us your thoughts and give us feedback on how we are doing. Find out more at GWR.com/Panel

Transport Focus
The UK's independent watchdog for passengers and road users. Call **0300 123 2350*** or find out more at transportfocus.org.uk

Seat reservations on GWR services
 **(Shown on our Intercity Express Trains, and some long distance regional trains)**
When you try and buy a ticket, we will allocate you a seat if one is available. However, if all the seats are already reserved, you won't be able to buy a ticket online for that service.

We leave some space for those with walk-up tickets, or who may have been disrupted.

If you buy a ticket on the day of travel, we may allocate you a space instead of a specific seat. Sit in any unreserved seat in your class of travel, social distancing as best you can.

 **(Shown on our other trains)**
We will reserve you space on board, rather than a specific seat. Sit in any unreserved seat in your class of travel, social distancing as best you can.

Our seat guarantee
If you have a reservation on a GWR service and have to stand, you are entitled to compensation. Find out more at GWR.com

* Standard network charges apply. Calls from mobiles may be higher
All information correct at time of publication. Errors and omissions excepted.
Download the most up-to-date version at GWR.com/timetables

Passenger Assist

You can arrange help, check station accessibility, buy a ticket and reserve a seat by calling us on Freephone **0800 197 1329** or by text relay **18001 0800 197 1329** (open 0600 to 2300, 7 days a week, except Christmas Day).

You may book assistance by completing the online booking form available on our website.

Station accessibility

All of our stations are classified for their level of accessibility:

- Category A:** This station has step-free access to all platforms
- Category B:** This station has a degree of step-free access to the platform, which may be in both directions or in one direction only. Check details on our website
- Category C:** This station does not have step-free access to any platform

Full details can be found at GWR.com/PassengerAssist

Large print timetables are available for our partially sighted customers.

Call **03457 000 125*** or email GWR.Feedback@GWR.com




* Standard network charges apply. Calls from mobiles may be higher.

Station	CRS	Operator	Access Category	Ticket office hours			Ticket machine	Toilets	Car Park	Bike Rack
				Weekdays	Saturdays	Sundays				
Henley-on-Thames	HOT	GW	A	0600 - 1300	0700 - 1300	Closed				
London Paddington	PAD	NR	A	24 hrs	24 hrs	24 hrs				
Maidenhead	MAI	GW	B	0600 - 2100	0645 - 2100	0700 - 2100				
Reading	RDG	NR	A	0515 - 2245	0530 - 2245	0715 - 2245				
Shiplake	SHI	GW	A	Unstaffed	Unstaffed	Unstaffed				
Slough	SLO	GW	A	0600 - 2130	0630 - 2130	0700 - 2130				
Twyford	TWY	GW	A	0600 - 1900	0645 - 1530	0800 - 1530				
Wargrave	WGV	GW	A	Unstaffed	Unstaffed	Unstaffed				

Operator

GW Great Western Railway
NR Network Rail
For details of accessibility at any station, check nationalrail.co.uk

NOTES AND SYMBOLS

- Bold** Through service
- Light Connecting service
- Green** Runs on certain days only, or has differences at some stations. Please check notes for details
-  Minimum time, in minutes, you need to allow between connecting services (this is only shown at stations where this differs from the standard 5 minute allowance)
-  Interchange with London Underground
-  PlusBus available
- a** Arrival time
- d** Departure time
- p** Previous night
- c** Change at Twyford
- MX** Not Mondays
- TSM** Tuesday to Saturday mornings

