



Great  
Western  
Railway



# T4

## Train times

16 May to  
11 December 2021

Travel with Confidence.



Wash your  
hands



Wear a face  
covering



Travel at  
quieter times

Check before you travel, visit [GWR.com/Safety](https://www.gwr.com/safety)


This timetable shows the fastest services between London Paddington and Slough, and all services between Slough and Windsor & Eton Central.


**Changes to published times**  
Improvement works may affect services, especially at weekends. Services may also be different on public holidays. Always check your journey before you leave at [GWR.com/check](http://GWR.com/check)

**Replacement buses**  
Animals\*, non-folding bikes, and large items of luggage can't be carried on our buses.  
\*Assistance dogs can be carried.

**Penalty Fares**  
If you don't have a valid ticket you may have to pay a Penalty Fare.  
Find out more at [GWR.com/revenueprotection](http://GWR.com/revenueprotection)

**National Rail**  
Find out more about train times and fares.  
Call **03457 48 49 50\*** (24 hours, calls may be recorded) or go to [nationalrail.co.uk](http://nationalrail.co.uk)  
You can also find the National Rail Conditions of Travel here.

**PlusBus**   
An add-on ticket which gives you discounted bus travel to and from many of our stations. Find out more at [plusbus.info](http://plusbus.info)

**Bags and Luggage**  
You can bring up to 3 pieces of luggage, with a maximum size of 30 x 70 x 90cm. Small and medium sized bags can be stored under your seats or in the overhead racks. Large items can be stored in the dedicated luggage areas. Surfboards can't be taken on our IET trains. Look for GWR trains shown with a  symbol in our timetables

**Bikes**  
You must reserve a bike space on many of our services. These are shown in our timetables. Space is limited, so we have a strict first-come, first-served policy. Book a space at your nearest staffed station, through our Customer Support team, or when you buy your ticket online at [GWR.com](http://GWR.com)


**Short platforms**  
Some stations have short platforms. In some cases, you can only join or leave the train from certain carriages. Please listen for announcements.

**Free Wi-Fi and plug sockets** are available on most of our trains.

**Delay Repay**  
You are entitled to compensation if your journey has been delayed for 15 minutes or more. Find out more at [GWR.com/DelayRepay](http://GWR.com/DelayRepay)

**Great Western Railway Customer Panel**  
Our panel is set up for you to tell us your thoughts and give us feedback on how we are doing. Find out more at [GWR.com/Panel](http://GWR.com/Panel)

**London Travelwatch**  
The independent watchdog for transport users in and around London. Covers GWR services on routes from London Paddington to Greenford, Slough, and Windsor & Eton Central, as well as Dorking and Reigate via Redhill to Gatwick Airport. Call **020 3176 2999\*** or go to [londontravelwatch.org.uk](http://londontravelwatch.org.uk)

**Seat reservations on GWR services**  
 **(Shown on our Intercity Express Trains, and some long distance regional trains)**

When you try and buy a ticket, we will allocate you a seat if one is available. However, if all the seats are already reserved, you won't be able to buy a ticket online for that service.

We leave some space for those with walk-up tickets, or who may have been disrupted.

If you buy a ticket on the day of travel, we may allocate you a space instead of a specific seat. Sit in any unreserved seat in your class of travel, social distancing as best you can.

 **(Shown on our other trains)**

We will reserve you space on board, rather than a specific seat. Sit in any unreserved seat in your class of travel, social distancing as best you can.

**Our seat guarantee**  
If you have a reservation on a GWR service and have to stand, you are entitled to compensation. Find out more at [GWR.com](http://GWR.com)

\* Standard network charges apply. Calls from mobiles may be higher  
All information correct at time of publication. Errors and omissions excepted.  
Download the most up-to-date version at [GWR.com/timetables](http://GWR.com/timetables)

**Passenger Assist**  
You can arrange help, check station accessibility, buy a ticket and reserve a seat by calling us on Freephone **0800 197 1329** or by text relay **18001 0800 197 1329** (open 0600 to 2300, 7 days a week, except Christmas Day).

You may book assistance by completing the online booking form available on our website.

**Station accessibility**  
All of our stations are classified for their level of accessibility:

- Category A:** This station has step-free access to all platforms
- Category B:** This station has a degree of step-free access to the platform, which may be in both directions or in one direction only. Check details on our website
- Category C:** This station does not have step-free access to any platform

Full details can be found at [GWR.com/PassengerAssist](http://GWR.com/PassengerAssist)

**Large print timetables** are available for our partially sighted customers.








Call **03457 000 125\*** or email [GWR.Feedback@GWR.com](mailto:GWR.Feedback@GWR.com)

\* Standard network charges apply. Calls from mobiles may be higher.

Station	CRS	Operator	Access Category	Ticket office hours			Ticket machine	Toilets	Car Park	Bike Rack
				Weekdays	Saturdays	Sundays				
London Paddington	PAD	NR	A	24 hrs	24 hrs	24 hrs				
Slough	SLO	GW	A	0600 - 2130	0630 - 2130	0700 - 2130				
Windsor & Eton Central	WNC	GW	A	0640 - 1940	0640 - 1940	0820 - 1750				

**Operator**  
GW Great Western Railway  
NR Network Rail  
For details of accessibility at any station, check [nationalrail.co.uk](http://nationalrail.co.uk)

**NOTES AND SYMBOLS**

- Bold** Through service
- Light Connecting service
- Green** Runs on certain days only, or has differences at some stations. Please check notes for details
- GW** Great Western Railway
- XR** TfL Rail
-  Minimum time, in minutes, you need to allow between connecting services (this is only shown at stations where this differs from the standard 5 minute allowance)
-  Interchange with London Underground
-  PlusBus available
-  Bike reservations are compulsory. First Class accommodation, seat reservations, Wi-Fi and power points are available
-  Electrostar Train. Wi-Fi and power points are available
-  Reservations should be made. See introduction for information about these reservations on GWR services
-  A trolley service of drinks and snacks is available for all or part of the journey
- a** Arrival time
- d** Departure time
- MM** Monday mornings
- MO** Mondays only
- MX** Not Mondays
- SM** Saturday mornings only
- SUM** Sunday mornings
- TFM** Tuesday to Friday mornings only

LONDON PADDINGTON TO SLOUGH AND WINDSOR & ETON CENTRAL

MONDAYS TO FRIDAYS

Operator	Notes	GW	GW	GW	GW	GW	GW	XR	GW	GW	GW	GW	XR	XR	GW	GW	XR	GW	GW	GW	XR	GW	GW
Facilities		MX	MO	MX																			
London Paddington	5 d	0030	0034	0034	0134	0334	0504	0513	0550	0556	0558	0613	0626	0628	0650	0656	0658	0720	0720	0730	0733	0750	0756
Slough	3 a	0048	0101	0104	0200	0400	0519	0544	0603	0623	0631	0644	0652	0700	0703	0723	0730	0733	0750	0756	0756	0756	0756
Slough	3 d						0530	0549	0607	0650	0710	0710	0710	0710	0710	0710	0710	0710	0710	0710	0710	0710	0710
Windsor & Eton Central	3 a						0536	0555	0613	0656	0716	0716	0716	0716	0716	0716	0716	0716	0716	0716	0716	0716	0716
London Paddington	5 d	0726	0728	0750	0756	0758	0806	0813	0826	0828	0850	0856	0858	0920	0920	0950	0956	1020	1027	1027	1027	1027	1027
Slough	3 a	0753	0800	0803	0823	0830	0834	0844	0852	0900	0903	0923	0930	0933	0953	1003	1022	1033	1052	1052	1052	1052	1052
Slough	3 d				0809				0856		0916				0956	1016							
Windsor & Eton Central	3 a				0815				0902		0922				1002	1022							
London Paddington	5 d	1056	1103	1116	1122	1133	1152	1203	1233	1253	1303	1333	1352	1403	1433	1453	1503	1503	1503	1503	1503	1503	1503
Slough	3 a	1056	1103	1116	1122	1133	1152	1203	1233	1253	1303	1333	1352	1403	1433	1453	1503	1503	1503	1503	1503	1503	1503
Slough	3 d								0856		0916			0956	1016								
Windsor & Eton Central	3 a	1102	1122	1122	1202	1222	1302	1322	1402	1422	1502	1502	1502	1502	1502	1502	1502	1502	1502	1502	1502	1502	1502
London Paddington	5 d	1520	1527	1556	1558	1620	1628	1643	1656	1658	1713	1727	1728	1743	1756	1758	1813	1813	1813	1813	1813	1813	1813
Slough	3 a	1533	1557	1623	1630	1633	1700	1714	1720	1730	1744	1750	1800	1814	1820	1830	1844	1844	1844	1844	1844	1844	1844
Slough	3 d	1516	1556	1616	1656	1716	1716	1716	1716	1716	1716	1716	1716	1716	1716	1716	1716	1716	1716	1716	1716	1716	1716
Windsor & Eton Central	3 a	1522	1602	1622	1702	1722	1722	1722	1722	1722	1722	1722	1722	1722	1722	1722	1722	1722	1722	1722	1722	1722	1722
London Paddington	5 d	1826	1828	1843	1856	1858	1913	1926	1950	2020	2026	2050	2120	2126	2150	2222	2222	2222	2222	2222	2222	2222	2222
Slough	3 a	1850	1900	1914	1920	1930	1945	1953	2003	2033	2053	2103	2133	2153	2203	2235	2235	2235	2235	2235	2235	2235	2235
Slough	3 d		1856	1916					1956	2016	2056	2116	2133	2153	2203	2235	2235	2235	2235	2235	2235	2235	2235
Windsor & Eton Central	3 a		1902	1922					2002	2022	2102	2122	2133	2153	2203	2235	2235	2235	2235	2235	2235	2235	2235
London Paddington	5 d	2227	2250	2318	2330	2343	2350	2350	2350	2350	2350	2350	2350	2350	2350	2350	2350	2350	2350	2350	2350	2350	2350
Slough	3 a	2253	2306	2334	2334	2334	2334	2334	2334	2334	2334	2334	2334	2334	2334	2334	2334	2334	2334	2334	2334	2334	2334
Slough	3 d		2256	2316	2340	2340	2340	2340	2340	2340	2340	2340	2340	2340	2340	2340	2340	2340	2340	2340	2340	2340	2340
Windsor & Eton Central	3 a		2302	2322	2346	2346	2346	2346	2346	2346	2346	2346	2346	2346	2346	2346	2346	2346	2346	2346	2346	2346	2346

Contactless payment is valid at all stations on the direct line of route between London Paddington and Reading. Contactless customers wishing to travel on the Henley-on-Thames, Marlow and Windsor branch lines, or beyond Reading, will need to 'tap in' or 'tap out' at the gateline of the mainline station and be in possession of a normal ticket for the rest of their journeys. Railcards or other discounts can't be used with Contactless payment. For more, visit [GWR.com/contactlesspay](https://www.gwr.com/contactlesspay)

**Changes to our timetables**  
The times shown in this timetable are a guide to our services. Train times may change late at night or at weekends to allow maintenance work to be done. Times may also change at short notice as a result of the Covid-19 pandemic. You should always confirm your train times online, less than 24 hours prior to travelling: [GWR.com/Check](https://www.gwr.com/Check)

**Travelling after midnight?**  
Additional services may be found at the start of the timetable.

LONDON PADDINGTON TO SLOUGH AND WINDSOR & ETON CENTRAL

SATURDAYS

Operator		GW	GW	GW	GW	GW	GW	GW	GW	GW	GW	GW	GW	GW	GW	GW	GW	GW	GW	GW	GW	GW	GW	
Facilities		■ 图 英	£	£	£	■ 图	■ 图 英	£	■ 图	■ 图 英	£	■ 图	■ 图 英	£	■ 图	■ 图 英	£	■ 图	■ 图 英	£	■ 图	■ 图 英	£	
London Paddington	⑤ d	0030	0034	0134	0334	0520	0550	0555	0620	0650	0657	0720	0750	0757	0820	0850	0903	0903	0903	0903	0903	0903	0903	0903
Slough	③ a	0048	0104	0200	0400	0535	0603	0623	0633	0703	0724	0733	0803	0823	0833	0903	0903	0903	0903	0903	0903	0903	0903	0903
Slough	③ d					0556	0616			0646	0716		0746	0816	0856	0916								
Windsor & Eton Central	③ a					0602	0622			0652	0722		0752	0822	0902	0922								

Operator		GW	GW	GW	GW	GW	GW	GW	GW	GW	GW	GW	GW	GW	GW	GW	GW	GW	GW	GW	GW	GW	GW
Facilities		£	■ 图 英	■ 图 英	GW	GW	£	■ 图 英	■ 图 英	GW	GW	£	■ 图 英	■ 图 英	£	■ 图	■ 图 英	GW	GW	GW	GW	GW	GW
London Paddington	⑤ d	0857	0920	0950	0957	1020	1050	1056	1120	1150	1157	1220	1250	1257	1320	1320	1320	1320	1320	1320	1320	1320	1320
Slough	③ a	0923	0933	1003	1023	1033	1103	1123	1133	1203	1223	1233	1303	1323	1333	1333	1333	1333	1333	1333	1333	1333	1333
Slough	③ d			0956	1016		1056	1116		1156	1216		1256	1316	1356								
Windsor & Eton Central	③ a			1002	1022		1102	1122		1202	1222		1302	1322	1402								

Operator		GW	GW	GW	GW	GW	GW	GW	GW	GW	GW	GW	GW	GW	GW	GW	GW	GW	GW	GW	GW	GW	GW
Facilities		■ 图 英	£	■ 图 英	■ 图 英	£	■ 图 英	■ 图 英	£	■ 图 英	■ 图 英	£	■ 图 英	■ 图 英	£	■ 图 英	■ 图 英	£	■ 图 英	■ 图 英	£	■ 图 英	£
London Paddington	⑤ d	1350	1357	1420	1450	1457	1520	1550	1557	1620	1650	1656	1720	1750	1757	1820	1820	1820	1820	1820	1820	1820	1820
Slough	③ a	1403	1423	1433	1503	1523	1533	1603	1623	1633	1703	1723	1733	1803	1823	1823	1823	1823	1823	1823	1823	1823	1823
Slough	③ d		1416		1456	1516		1556	1616		1656	1716		1756	1816								
Windsor & Eton Central	③ a		1422		1502	1522		1602	1622		1702	1722		1802	1822								

Operator		GW	GW	GW	GW	GW	GW	GW	GW	GW	GW	GW	GW	GW	GW	GW	GW	GW	GW	GW	GW	GW	GW
Facilities		■ 图 英	■ 图 英	£	■ 图 英	■ 图 英	£	■ 图 英	■ 图 英	£	■ 图 英	■ 图 英	£	■ 图 英	■ 图 英	£	■ 图 英	■ 图 英	£	■ 图 英	■ 图 英	£	£
London Paddington	⑤ d	1820	1850	1857	1920	1950	1957	2020	2050	2057	2113	2150	2157	2220	2250	2250	2250	2250	2250	2250	2250	2250	2250
Slough	③ a	1833	1903	1923	1933	2003	2023	2033	2103	2123	2144	2203	2223	2234	2306	2306	2306	2306	2306	2306	2306	2306	2306
Slough	③ d		1856	1916		1956	2016		2046	2116	2146		2216	2246									
Windsor & Eton Central	③ a		1902	1922		2002	2022		2052	2122	2152		2222	2252									

Operator		GW	GW	XR	GW	GW	XR
Facilities				£	£		
London Paddington	⑤ d			2313	2328	2345	2358
Slough	③ a			2351	2357	0001	0031
Slough	③ d	2322	2352				
Windsor & Eton Central	③ a	2328	2358				

SUNDAYS

Operator		XR	XR	GW	XR	XR	GW	GW	XR	GW	XR	GW	GW	GW	GW	XR	GW	GW	GW	GW	XR	GW	GW
Facilities				£	■ 图 英	£	■ 图 英	■ 图 英	£	■ 图 英	■ 图 英	£	■ 图 英	■ 图 英	£	■ 图 英	■ 图 英	£	■ 图 英	■ 图 英	£	■ 图 英	£
London Paddington	⑤ d	0659	0803	0828	0833	0913	0928	0942	0943	1013	1029	1046	1113	1129	1146	1213	1229	1246	1263	1280	1297	1314	1331
Slough	③ a	0729	0834	0850	0904	0944	0951	0957	1014	1044	1051	1059	1144	1151	1159	1244	1251	1259	1259	1259	1259	1259	1259
Slough	③ d					1012	1032		1032	1032		1112	1132		1212	1232							
Windsor & Eton Central	③ a					1018	1038		1038	1038		1118	1138		1218	1238							

Operator		GW	GW	XR	GW	GW	XR	GW	GW	XR	GW	GW	XR	GW	GW	XR	GW	GW	XR	GW	GW	XR
Facilities				£	■ 图 英	■ 图 英	£	■ 图 英	■ 图 英	£	■ 图 英	■ 图 英	£	■ 图 英	■ 图 英	£	■ 图 英	■ 图 英	£	■ 图 英	■ 图 英	£
London Paddington	⑤ d			1313	1329	1345	1413	1429	1446	1513	1529	1546	1613	1629	1646	1713	1729	1746	1813	1829	1846	1913
Slough	③ a			1344	1351	1359	1444	1451	1459	1544	1551	1600	1644	1651	1659	1744	1751	1759	1844	1851	1859	1944
Slough	③ d	1312	1332			1412	1432		1512	1532		1612	1632		1712	1732						
Windsor & Eton Central	③ a	1318	1338			1418	1438		1518	1538		1618	1638		1718	1738						

Operator		GW	GW	GW	GW	GW	GW	XR	GW	GW	XR	GW	GW	XR	GW	GW	XR	GW	GW	XR	GW	GW	XR
Facilities		£	■ 图 英	■ 图 英	■ 图 英	£	■ 图 英	■ 图 英	£	■ 图 英	■ 图 英	£	■ 图 英	■ 图 英	£	■ 图 英	■ 图 英	£	■ 图 英	■ 图 英	£	■ 图 英	£
London Paddington	⑤ d	1729	1746	1821	1829	1846	1919	1929	1944	2013	2029	2046	2113	2129	2145	2158	2158	2158	2158	2158	2158	2158	2158
Slough	③ a	1751	1759	1833	1851	1859	1932	1951	1958	2044	2050	2058	2144	2150	2158	2158	2158	2158	2158	2158	2158	2158	2158
Slough	③ d			1812	1832	1852	1922	1952	2022	2052		2122	2152										
Windsor & Eton Central	③ a			1818	1838	1858	1928	1958	2028	2058		2128	2158										

Operator		GW	XR	GW	GW	XR	GW	GW	XR	GW
Facilities				£	■ 图 英	£	■ 图 英	■ 图 英	£	■ 图 英
London Paddington	⑤ d		2203	2224	2237	2300	2327	2333	2335	2354
Slough	③ a		2234	2246	2254	2329	2349	2359	0006	0024
Slough	③ d	2222		2252	2322					
Windsor & Eton Central	③ a	2228		2258	2328					

Contactless payment is valid at all stations on the direct line of route between London Paddington and Reading. Contactless customers wishing to travel on the Henley-on-Thames, Marlow and Windsor branch lines, or beyond Reading, will need to 'tap in' or 'tap out' at the gateline of the mainline station and be in possession of a normal ticket for the rest of their journeys. Railcards or other discounts can't be used with Contactless payment. For more, visit [GWR.com/contactlesspay](https://www.gwr.com/contactlesspay)

Changes to our timetables

The times shown in this timetable are a guide to our services. Train times may change late at night or at weekends to allow maintenance work to be done. Times may also change at short notice as a result of the Covid-19 pandemic. You should always confirm your train times online, less than 24 hours prior to travelling: [GWR.com/Check](https://www.gwr.com/Check)

Travelling after midnight?

Additional services may be found at the start of the timetable.

WINDSOR & ETON CENTRAL AND SLOUGH TO LONDON PADDINGTON

MONDAYS TO FRIDAYS

Operator	Notes	GW	GW	GW	GW	GW	GW	GW	XR	GW	XR	GW	GW	GW	XR	GW	XR	GW	XR	GW	GW	XR	GW	
Facilities		MX	MO	MX	MO	MX																		
Windsor & Eton Central	d	.	.	.	.	.	.	.	.	.	.	.	0539	0558	.	.	0616	.	.	.	0659	.	.	0719
Slough	a	.	.	.	.	.	.	.	.	.	.	.	0545	0604	.	.	0622	.	.	.	0705	.	.	0725
Slough	d	0043	0045	0057	0116	0134	0243	0416	0458	0526	0532	0545	.	.	0607	0615	.	0626	0652	0656	.	0722	0726	.
London Paddington	a	0113	0115	0120	0144	0201	0312	0446	0528	0603	0607	0618	.	.	0621	0651	.	0703	0706	0733	.	0740	0803	.
Operator		GW	XR	GW	GW	XR	GW	GW	XR	GW	XR	XR	GW	GW	XR	GW	GW	XR	GW	GW	XR	GW	GW	XR
Facilities		f			f			f					f											
Windsor & Eton Central	d	.	.	0759	.	.	0818	.	.	0905	.	.	.	0925	.	.	1005	.	1025	.	.	.	1105	.
Slough	a	.	.	0805	.	.	0824	.	.	0911	.	.	.	0931	.	.	1011	.	1031	.	.	.	1111	.
Slough	d	0754	0756	.	0824	0826	.	0853	0856	.	0915	0926	0933	.	0945	1010	.	1015	.	1039	1045	1109	.	1115
London Paddington	a	0819	0833	.	0849	0903	.	0910	0933	.	0952	1003	1004	.	1022	1024	.	1052	.	1054	1122	1124	.	1152
Operator		GW	XR	GW	GW	XR	GW	GW	XR	GW	XR	XR	GW	GW	XR	GW	GW	XR	GW	GW	XR	GW	GW	XR
Facilities																								
Windsor & Eton Central	d	1125	.	.	.	1205	.	1225	.	.	.	.	1305	.	1325	.	.	.	1405	.	1425	.	.	1505
Slough	a	1131	.	.	.	1211	.	1231	.	.	.	.	1311	.	1331	.	.	.	1411	.	1431	.	.	1511
Slough	d	.	1139	1145	1210	.	1215	.	1239	1245	1309	.	1315	.	1339	1345	1409	.	1415	.	1439	1445	1510	.
London Paddington	a	.	1154	1222	1224	.	1252	.	1254	1322	1324	.	1352	.	1354	1422	1424	.	1452	.	1454	1522	1524	.
Operator		XR	GW	GW	XR	GW	GW	XR	GW	GW	XR	XR	GW	GW	XR	GW	GW	XR	GW	GW	XR	GW	GW	XR
Facilities																								
Windsor & Eton Central	d	.	1525	.	.	.	1605	.	1625	.	.	.	1705	.	1725	.	.	.	1805	.	1825	.	.	.
Slough	a	.	1531	.	.	.	1611	.	1631	.	.	.	1711	.	1731	.	.	.	1811	.	1831	.	.	.
Slough	d	1515	.	1540	1545	1608	.	1615	.	1639	1645	1709	.	1715	.	1739	1745	1812	.	1815	.	1843	1845	1912
London Paddington	a	1552	.	1554	1622	1624	.	1652	.	1654	1722	1724	.	1752	.	1756	1822	1829	.	1852	.	1859	1922	1927
Operator		GW	XR	GW	GW	XR	GW	XR	GW	GW	XR	XR	GW	GW	XR	GW	GW	XR	GW	GW	XR	GW	GW	XR
Facilities																								
Windsor & Eton Central	d	1905	.	1925	.	.	2005	.	2025	.	.	.	2105	.	2125	.	.	.	2205	.	2225	.	.	.
Slough	a	1911	.	1931	.	.	2011	.	2031	.	.	.	2111	.	2131	.	.	.	2211	.	2231	.	.	.
Slough	d	.	1915	.	1940	1945	2009	.	2015	.	2043	2102	2108	.	2115	.	2139	2145	2208	.	2215	.	2239	2245
London Paddington	a	.	1952	.	1954	2022	2024	.	2052	.	2059	2120	2124	.	2152	.	2154	2222	2224	.	2252	.	2254	2322
Operator		GW	GW	GW	GW	GW	GW	GW	GW	GW	GW	GW	GW	GW	GW	GW	GW	GW	GW	GW	GW	GW	GW	GW
Notes																								
Facilities		f			f																			
Windsor & Eton Central	d	.	2305	.	2325	.	.	2354	.	.	.	.	.	.	.	.	.	.	.	.	.	.	.	.
Slough	a	.	2311	.	2331	.	.	0001	.	.	.	.	.	.	.	.	.	.	.	.	.	.	.	.
Slough	d	2307	.	2320	.	2345	2357	.	0043	0043	.	.	.	.	.	.	.	.	.	.	.	.	.	.
London Paddington	a	2334	.	2344	.	0012	0020	.	0113	0117	.	.	.	.	.	.	.	.	.	.	.	.	.	.

Contactless payment is valid at all stations on the direct line of route between London Paddington and Reading. Contactless customers wishing to travel on the Henley-on-Thames, Marlow and Windsor branch lines, or beyond Reading, will need to 'tap in' or 'tap out' at the gateline of the mainline station and be in possession of a normal ticket for the rest of their journeys. Railcards or other discounts can't be used with Contactless payment. For more, visit [GWR.com/contactlesspay](https://www.gwr.com/contactlesspay)

**Changes to our timetables**  
The times shown in this timetable are a guide to our services. Train times may change late at night or at weekends to allow maintenance work to be done. Times may also change at short notice as a result of the Covid-19 pandemic. You should always confirm your train times online, less than 24 hours prior to travelling: [GWR.com/Check](https://www.gwr.com/Check)

**Travelling after midnight?**  
Additional services may be found at the start of the timetable.

WINDSOR & ETON CENTRAL AND SLOUGH TO LONDON PADDINGTON

SATURDAYS

Operator	GW	GW	GW	GW	GW	XR	XR	GW	GW	GW	GW	XR	GW	GW	XR	GW	GW	XR	GW	GW	XR	GW	GW	
Windsor & Eton Central	d							0606					0626			0656			0726			0756		0826
Slough	a							0612					0632			0702			0732			0802		0832
Slough	d	0043	0057	0134	0435	0513	0528	0545		0633	0634		0645		0709	0715		0739	0745		0808	0815		0839
London Paddington	a	0117	0120	0201	0504	0540	0604	0622		0649	0701		0722		0724	0752		0754	0822		0824	0852		0853

Operator	XR	GW	GW	XR	GW	GW	XR	GW	XR	GW	XR	GW	XR	GW	XR	GW	XR	GW	XR	GW	XR	GW	XR	GW
Windsor & Eton Central	d			0906		0926				1006			1026			1106			1126			1206		1226
Slough	a			0912		0932				1012			1032			1112			1132			1212		1232
Slough	d	0845	0909		0915		0940	0945	1008		1015		1039	1045	1108		1115		1139	1145	1209		1215	
London Paddington	a	0922	0924		0952		0954	1022	1024		1052		1054	1122	1124		1152		1153	1222	1224		1252	

Operator	GW	XR	GW	GW	XR	GW	GW	XR	GW	GW	XR	GW	XR	GW	XR	GW	XR	GW	XR	GW	XR	GW	XR	GW
Windsor & Eton Central	d				1306		1326					1406		1426				1506		1526				1606
Slough	a				1312		1332					1412		1432				1512		1532				1612
Slough	d	1239	1245	1309		1315		1341	1345	1408		1415		1439	1445	1508		1515		1539	1545	1610		1615
London Paddington	a	1254	1322	1324		1352		1355	1422	1424		1452		1453	1522	1523		1552		1554	1622	1624		1652

Operator	GW	XR	GW	GW	XR	GW	GW	XR	GW	XR	GW	XR	GW	XR	GW	XR	GW	XR	GW	XR	GW	XR	GW	XR
Windsor & Eton Central	d	1626				1706		1726				1806		1826				1906		1926				2006
Slough	a	1632				1712		1732				1812		1832				1912		1932				2012
Slough	d		1641	1645	1708		1715		1739	1745	1808		1815		1840	1845	1908		1915		1939	1945	2008	
London Paddington	a		1655	1722	1722		1752		1754	1822	1824		1852		1856	1922	1924		1952		1953	2022	2024	

Operator	XR	GW	GW	XR	GW	GW	XR	GW	GW	XR	GW	GW	XR	GW	GW	XR	GW	GW	XR	GW	GW	XR	GW	GW	
Windsor & Eton Central	d		2026			2056				2126			2156				2226		2256		2332			0002	
Slough	a		2032			2102				2132			2202				2232		2302		2338			0008	
Slough	d	2015		2040	2045		2108	2115		2139	2145		2208	2215	2234		2254		2321		2338		0008	0043	
London Paddington	a	2052		2054	2122		2122	2152		2154	2222		2224	2252	2302		2312		2339		2339		0030		0114

SUNDAYS

Operator	GW	GW	GW	XR	XR	XR	GW	XR	XR	GW	XR	XR	GW	GW	XR	GW	GW	XR	GW	GW	XR	GW	GW	
Windsor & Eton Central	d		0002												1022		1042				1122			1142
Slough	a		0008												1028		1048				1128			1148
Slough	d	0008		0043	0712	0748	0818	0831	0848	0915	0932	0945	1015	1029		1045		1114	1115		1131	1145		1214
London Paddington	a	0030		0114	0749	0825	0855	0855	0925	0952	0957	1022	1052	1057		1122		1129	1152		1157	1222		1229

Operator	XR	GW	GW	XR	GW	GW	XR	GW	XR	GW	XR	GW	XR	GW	XR	GW	XR	GW	XR	GW	XR	GW	XR	GW
Windsor & Eton Central	d		1222			1242				1322			1342			1422			1442			1522		1542
Slough	a		1228			1248				1328			1348			1428			1448			1528		1548
Slough	d	1215		1231	1245		1314	1315		1331	1345		1414	1415		1431	1445		1513	1515		1534	1545	
London Paddington	a	1252		1257	1322		1330	1352		1357	1422		1428	1452		1457	1522		1528	1552		1557	1622	

Operator	GW	XR	GW	GW	XR	GW	GW	XR	GW	XR	GW	XR	GW	XR	GW	XR	GW	XR	GW	XR	GW	XR	GW	XR
Windsor & Eton Central	d			1622			1642			1722			1742			1822			1842	1902				1932
Slough	a			1628			1648			1728			1748			1828			1848	1908				1938
Slough	d	1612	1615		1634	1645		1714	1715		1734	1745		1814	1815		1834	1845		1913	1915	1934		
London Paddington	a	1628	1652		1657	1722		1729	1752		1758	1822		1829	1852		1857	1922		1929	1952	1957		

Operator	XR	GW	GW	XR	GW	GW	XR	GW	XR	GW	XR	GW	XR	GW	XR	GW	XR	GW	XR	GW	XR	GW	XR	GW
Windsor & Eton Central	d		2002				2032			2102			2132			2202			2232		2302			
Slough	a		2008				2038			2108			2138			2208			2238		2308			
Slough	d	1945		2015	2015	2034		2045		2113	2115	2134		2148		2213	2218	2234		2248		2313	2325	2334
London Paddington	a	2022		2029	2052	2057		2122		2129	2152	2157		2225		2230	2255	2257		2325		2346	2359	0004

Operator	GW	MM
Windsor & Eton Central	d	2332
Slough	a	2338
Slough	d	0045
London Paddington	a	0115

Contactless payment is valid at all stations on the direct line of route between London Paddington and Reading. Contactless customers wishing to travel on the Henley-on-Thames, Marlow and Windsor branch lines, or beyond Reading, will need to 'tap in' or 'tap out' at the gateline of the mainline station and be in possession of a normal ticket for the rest of their journeys. Railcards or other discounts can't be used with Contactless payment. For more, visit [GWR.com/contactlesspay](http://GWR.com/contactlesspay)

**Changes to our timetables**  
The times shown in this timetable are a guide to our services. Train times may change late at night or at weekends to allow maintenance work to be done. Times may also change at short notice as a result of the Covid-19 pandemic. You should always confirm your train times online, less than 24 hours prior to travelling: [GWR.com/Check](http://GWR.com/Check)

**Travelling after midnight?**  
Additional services may be found at the start of the timetable.