



Great
Western
Railway

UPDATED



T4

Train times

16 May 2021 to
3 January 2022

Check before you travel, visit [GWR.com/Check](https://www.gwr.com/Check)


This timetable shows the fastest services between London Paddington and Slough, and all services between Slough and Windsor & Eton Central.


Changes to published times
Improvement works may affect services, especially at weekends. Services may also be different on public holidays. Always check your journey before you leave at GWR.com/check

Replacement buses
Animals†, non-folding bikes, and large items of luggage can't be carried on our buses.
†Assistance dogs can be carried.

Penalty Fares
If you don't have a valid ticket you may have to pay a Penalty Fare.
Find out more at GWR.com/revenueprotection

National Rail
Find out more about train times and fares.
Call **03457 48 49 50*** (24 hours, calls may be recorded) or go to nationalrail.co.uk
You can also find the National Rail Conditions of Travel here.

PlusBus 
An add-on ticket which gives you discounted bus travel to and from many of our stations. Find out more at plusbus.info

Bags and Luggage
You can bring up to 3 pieces of luggage, with a maximum size of 30 x 70 x 90cm. Small and medium sized bags can be stored under your seats or in the overhead racks. Large items can be stored in the dedicated luggage areas. Surfboards can't be taken on our IET trains. Look for GWR trains shown with a  symbol in our timetables.

Bikes
You must reserve a bike space on many of our services. These are shown in our timetables. Space is limited, so we have a strict first-come, first-served policy. Book a space at your nearest staffed station, through our Customer Support team, or when you buy your ticket online at GWR.com


Short platforms
Some stations have short platforms. In some cases, you can only join or leave the train from certain carriages. Please listen for announcements.

Free Wi-Fi and plug sockets are available on most of our trains.

Delay Repay
You are entitled to compensation if your journey has been delayed for 15 minutes or more. Find out more at GWR.com/DelayRepay

Great Western Railway Customer Panel
Our panel is set up for you to tell us your thoughts and give us feedback on how we are doing. Find out more at GWR.com/Panel


London Travelwatch
The independent watchdog for transport users in and around London. Covers GWR services on routes from London Paddington to Greenford, Slough, and Windsor & Eton Central, as well as Dorking and Reigate via Redhill to Gatwick Airport. Call **020 3176 2999*** or go to londontravelwatch.org.uk

Seat reservations on GWR services
 (Shown on our Intercity Express Trains, and some long distance regional trains)

When you try and buy a ticket, we will allocate you a seat if one is available. However, if all the seats are already reserved, you won't be able to buy a ticket online for that service.

We leave some space for those with walk-up tickets, or who may have been disrupted.

If you buy a ticket on the day of travel, we may allocate you a space instead of a specific seat. Sit in any unreserved seat in your class of travel, social distancing as best you can.

 (Shown on our other trains)
We will reserve you space on board, rather than a specific seat. Sit in any unreserved seat in your class of travel, social distancing as best you can.

Our seat guarantee
If you have a reservation on a GWR service and have to stand, you are entitled to compensation. Find out more at GWR.com

* Standard network charges apply. Calls from mobiles may be higher
All information correct at time of publication. Errors and omissions excepted.
Download the most up-to-date version at GWR.com/timetables

Passenger Assist
You can arrange help, check station accessibility, buy a ticket and reserve a seat by calling us on Freephone **0800 197 1329** or by text relay **18001 0800 197 1329** (open 0600 to 2300, 7 days a week, except Christmas Day).

You may book assistance by completing the online booking form available on our website.

Station accessibility
All of our stations are classified for their level of accessibility:

- Category A:** This station has step-free access to all platforms
- Category B:** This station has a degree of step-free access to the platform, which may be in both directions or in one direction only. Check details on our website
- Category C:** This station does not have step-free access to any platform

Full details can be found at GWR.com/PassengerAssist

Large print timetables are available for our partially sighted customers.








Call **03457 000 125*** or email GWR.Feedback@GWR.com

* Standard network charges apply. Calls from mobiles may be higher.

Station	CRS	Operator	Access Category	Ticket office hours			Ticket machine	Toilets	Car Park	Bike Rack
				Weekdays	Saturdays	Sundays				
London Paddington	PAD	NR	A	24 hrs	24 hrs	24 hrs				
Slough	SLO	GW	A	0600 - 2130	0630 - 2130	0700 - 2130				
Windsor & Eton Central	WNC	GW	A	0640 - 1940	0640 - 1940	0820 - 1750				

Operator
GW Great Western Railway
NR Network Rail
For details of accessibility at any station, check nationalrail.co.uk

NOTES AND SYMBOLS

- Bold** Through service
- Light Connecting service
- Green** Runs on certain days only, or has differences at some stations. Please check notes for details
- GW** Great Western Railway
- XR** TfL Rail
-  Minimum time, in minutes, you need to allow between connecting services (this is only shown at stations where this differs from the standard 5 minute allowance)
-  Interchange with London Underground
-  PlusBus available. For more details, visit plusbus.info
-  Bike reservations are compulsory. First Class accommodation, seat reservations, Wi-Fi and power points are available
-  Electrostar Train. Wi-Fi and power points are available
-  Reservations should be made. See introduction for information about these reservations on GWR services
-  Non-folding bikes are not permitted on this train
- a** Arrival time
- d** Departure time
- FO** Fridays only
- MM** Monday mornings
- MO** Mondays only
- MX** Not Mondays
- SM** Saturday mornings only
- SUM** Sunday mornings
- TFM** Tuesday to Friday mornings only
- A** Runs until 23 October
- B** Runs from 30 October

LONDON PADDINGTON TO SLOUGH AND WINDSOR & ETON CENTRAL

MONDAYS TO FRIDAYS

Operator	Notes	GW	GW	GW	GW	GW	GW	XR	GW	GW	GW	GW	XR	XR	GW	GW	XR	GW	GW	GW	GW	XR	GW
Facilities		MX	MO	MX																			
London Paddington	5 d	0030	0034	0034	0134	0334	0504	0513	0550	0556	0558	0613	0626	0628	0650	0656	0658	0720					
Slough	3 a	0048	0102	0104	0200	0400	0519	0544	0603	0623	0631	0644	0652	0700	0703	0723	0730	0733					
Slough	3 d							0530	0549	0607	0631	0644	0650	0710	0730								
Windsor & Eton Central	3 a							0536	0555	0613		0656			0716		0736						

Operator	Notes	GW	GW	XR	GW	GW	GW	XR	GW	XR	GW	GW	XR	GW	GW	XR	GW	GW	GW	GW	GW	GW	GW
Facilities																							
London Paddington	5 d		0726	0728	0750		0756	0758	0806	0813	0826		0828	0850		0856	0858	0920	0920	0950		0956	
Slough	3 a		0753	0800	0803		0823	0830	0834	0844	0852		0900	0903		0923	0930	0933	0953		1003		1022
Slough	3 d	0750			0809		0830				0856		0916						0956		1016		
Windsor & Eton Central	3 a	0756			0815		0836				0902		0922						1002		1022		

Operator	Notes	GW	GW	GW	GW	GW	GW	XR	GW	XR	GW	GW	XR	GW	GW	XR	XR	GW	GW	GW	GW	XR	GW	
Facilities																								
London Paddington	5 d	1020	1027		1050		1056	1120	1127		1150		1220	1226		1250		1320	1327		1350		1420	1427
Slough	3 a	1033	1052		1103		1122	1133	1152		1203		1233	1253		1303		1333	1352		1403		1433	1453
Slough	3 d			1056		1116				1156		1216		1256		1316				1356		1416		
Windsor & Eton Central	3 a			1102		1122				1202		1222		1302		1322				1402		1422		

Operator	Notes	GW	GW	XR	GW	GW	GW	XR	GW	XR	XR	GW	GW	XR	GW	XR	XR	GW	GW	XR	GW	XR	GW
Facilities																							
London Paddington	5 d		1450		1520		1527	1543	1556	1558	1620		1628		1643	1656	1658	1713	1727		1728		1743
Slough	3 a		1503		1533		1557	1614	1623	1630	1633		1700		1714	1720	1730	1744	1750		1800		1814
Slough	3 d	1456		1516		1556		1616				1656		1716						1756		1816	
Windsor & Eton Central	3 a	1502		1522		1602		1622				1702		1722						1802		1822	

Operator	Notes	GW	XR	XR	GW	XR	GW	XR	GW	XR	XR	GW	GW	GW	GW	GW	GW	GW	GW	GW	GW	GW	GW
Facilities																							
London Paddington	5 d	1756	1758	1813	1826		1828	1843	1856	1858	1913	1926		1950		2020	2026		2050		2120	2126	
Slough	3 a	1820	1830	1844	1850		1900	1914	1920	1930	1945	1953		2003		2033	2053		2103		2133	2153	
Slough	3 d					1856		1916					1956		2016			2056		2116			2156
Windsor & Eton Central	3 a					1902		1922					2002		2022			2102		2122			2202

Operator	Notes	GW	GW	XR	GW	GW	GW	GW	GW	GW	GW	XR	GW	
Facilities														
London Paddington	5 d	2150		2143	2222	2227		2250		2318		2330	2343	2350
Slough	3 a	2203		2214	2235	2253		2306		2334		0001	0014	0022
Slough	3 d		2216			2256		2316		2340				
Windsor & Eton Central	3 a		2222			2302		2322		2346				

SATURDAYS

Operator	Notes	GW	GW	GW	GW	GW	GW	GW	GW	GW	GW	GW	GW	GW	GW	GW	GW	GW	GW	GW	GW	GW	GW
Facilities																							
London Paddington	5 d	0030	0034	0134	0334	0520		0550		0555	0620		0650		0657	0720		0750		0757	0820		0850
Slough	3 a	0048	0104	0200	0400	0535		0603		0623	0633		0703		0724	0733		0803		0823	0833		0903
Slough	3 d					0556		0616			0646		0716		0746		0816			0856			0916
Windsor & Eton Central	3 a					0602		0622			0652		0722		0752		0822			0902			0922

Operator	Notes	GW	GW	GW	GW	GW	GW	GW	GW	GW	GW	GW	GW	GW	GW	GW	GW	GW	GW	GW	GW	GW	GW
Facilities																							
London Paddington	5 d	0857	0920		0950		0957	1020		1050		1056	1120		1150		1157	1220		1250		1257	1320
Slough	3 a	0923	0933		1003		1023	1033		1103		1123	1133		1203		1223	1233		1303		1323	1333
Slough	3 d			0956		1016		1056		1116		1156		1216		1256		1316		1356			1356
Windsor & Eton Central	3 a			1002		1022		1102		1122		1202		1222		1302		1322					1402

Operator	Notes	GW	GW	GW	GW	GW	GW	GW	GW	GW	GW	GW	GW	GW	GW	GW	GW	GW	GW	GW	GW	GW	GW	
Facilities																								
London Paddington	5 d	1350		1357	1420		1450		1457	1520		1550		1557	1620		1650		1656	1720		1750		1757
Slough	3 a	1403		1423	1433		1503		1523	1533		1603		1623	1633		1703		1723	1733		1803		1823
Slough	3 d		1416			1456		1516		1556		1616		1656		1716			1756		1816			
Windsor & Eton Central	3 a		1422			1502		1522		1602		1622		1702		1722			1802		1822			

Operator	Notes	GW	GW	GW	GW	GW	GW	GW	GW	GW	GW	GW	GW	GW	GW	GW	GW	GW	GW	GW	GW	GW	GW	
Facilities																								
London Paddington	5 d	1820		1850		1857	1920		1950		1957	2020		2050		2057		2113	2150		2157	2157	2215	2220
Slough	3 a	1833		1903		1923	1933		2003		2023	2033		2103		2123		2144	2203		2223	2227	2232	2234
Slough	3 d		1856		1916		1956		2016		2046		2116		2146			2216						
Windsor & Eton Central	3 a		1902		1922		2002		2022		2052		2122		2152			2222						

Operator	Notes	GW	GW	GW	GW	XR	GW	XR	GW	GW	XR		
Facilities													
London Paddington	5 d		2245	2250		2258	2258	2313		2313	2328	2345	2358
Slough	3 a		2304	2306		2325	2326	2346		2351	2357	0001	0031
Slough	3 d	2246			2322				2352				
Windsor & Eton Central	3 a	2252			2328				2358				

Contactless payment is valid at all stations on the direct line of route between London Paddington and Reading. Contactless customers wishing to travel on the Henley-on-Thames, Marlow and Windsor branch lines, or beyond Reading, will need to 'tap in' or 'tap out' at the gateline of the mainline station and be in possession of a normal ticket for the rest of their journeys. Railcards or other discounts can't be used with Contactless payment. For more, visit GWR.com/contactlesspay

Changes to our timetables
The times shown in this timetable are a guide to our services. Train times may change late at night or at weekends to allow maintenance work to be done. Times may also change at short notice as a result of the Covid-19 pandemic. You should always confirm your train times online, less than 24 hours prior to travelling: GWR.com/Check

Travelling after midnight?
Additional services may be found at the start of the timetable.

LONDON PADDINGTON TO SLOUGH AND WINDSOR & ETON CENTRAL

SUNDAYS UNTIL 24 OCTOBER

Operator	XR	XR	GW	XR	XR	GW	GW	GW	XR	GW	XR	GW	GW	GW	GW	XR	GW	GW	GW	GW	XR	GW	GW
London Paddington ⑤ d	0659	0803	0828	0833	0913	0928	0942	·	0943	·	1013	1029	1046	·	·	1113	1129	1146	·	·	1213	1229	1246
Slough ③ a	0729	0834	0850	0904	0944	0951	0957	·	1014	·	1044	1051	1059	·	·	1144	1151	1159	·	·	1244	1251	1259
Slough ③ d	·	·	·	·	·	·	·	1012	·	1032	·	·	·	1112	1132	·	·	·	1212	1232	·	·	·
Windsor & Eton Central ③ a	·	·	·	·	·	·	·	1018	·	1038	·	·	·	1118	1138	·	·	·	1218	1238	·	·	·

Operator	GW	GW	XR	GW	GW	GW	GW	XR	GW	GW	GW	XR	GW	GW	XR	GW	GW	XR	GW	GW	GW	GW	XR
London Paddington ⑤ d	·	·	1313	1329	1345	·	·	1413	1429	1446	·	·	1513	1529	1546	·	·	1613	1629	1646	·	·	1713
Slough ③ a	·	·	1344	1351	1359	·	·	1444	1451	1459	·	·	1544	1551	1600	·	·	1644	1651	1659	·	·	1744
Slough ③ d	1312	1332	·	·	·	1412	1432	·	·	·	1512	1532	·	·	·	1612	1632	·	·	·	·	1712	1732
Windsor & Eton Central ③ a	1318	1338	·	·	·	1418	1438	·	·	·	1518	1538	·	·	·	1618	1638	·	·	·	·	1718	1738

Operator	GW	GW	GW	GW	GW	GW	GW	GW	GW	GW	GW	GW	GW	XR	GW	GW	GW	GW	XR	GW	GW	GW	
London Paddington ⑤ d	1729	1746	·	·	1821	·	1829	1846	·	1919	·	1929	1944	·	2013	·	2029	2046	·	2113	·	2129	2145
Slough ③ a	1751	1759	·	·	1833	·	1851	1859	·	1932	·	1951	1958	·	2044	·	2050	2058	·	2144	·	2150	2158
Slough ③ d	·	·	1812	1832	·	1852	·	·	1922	·	1952	·	·	2022	·	2052	·	·	2122	·	2152	·	·
Windsor & Eton Central ③ a	·	·	1818	1838	·	1858	·	·	1928	·	1958	·	·	2028	·	2058	·	·	2128	·	2158	·	·

Operator	GW	XR	GW	GW	GW	XR	GW	GW	XR	GW	
London Paddington ⑤ d	·	2203	2224	·	2237	·	2300	2327	2333	2335	2354
Slough ③ a	·	2234	2246	·	2254	·	2329	2349	2359	0006	0024
Slough ③ d	2222	·	2252	·	2322	·	·	·	·	·	·
Windsor & Eton Central ③ a	2228	·	2258	·	2328	·	·	·	·	·	·

SUNDAYS FROM 31 OCTOBER

Operator	XR	GW	XR	XR	GW	GW	GW	XR	GW	XR	GW	GW	XR	GW	XR	GW	XR	GW	XR	GW	GW	GW	
London Paddington ⑤ d	0815	0838	0845	0915	0938	0938	·	0945	·	1015	1038	·	1045	·	1115	1138	·	1145	·	1215	1235	1242	·
Slough ③ a	0846	0901	0916	0946	0954	1001	·	1016	·	1046	1056	·	1116	·	1146	1153	·	1216	·	1246	1253	1309	·
Slough ③ d	·	·	·	·	·	·	1012	·	1032	·	·	1112	·	1132	·	·	1212	·	1232	·	·	·	1312
Windsor & Eton Central ③ a	·	·	·	·	·	·	1018	·	1038	·	·	1118	·	1138	·	·	1218	·	1238	·	·	·	1318

Operator	XR	GW	XR	GW	GW	XR	XR	GW	GW	XR	GW	GW	XR	GW	GW	XR	GW	XR	GW	XR	GW	XR	
London Paddington ⑤ d	1245	·	1315	1342	·	1345	·	1415	1438	·	1445	·	1515	1538	·	1545	·	1615	1638	·	1645	·	1715
Slough ③ a	1316	·	1346	1356	·	1416	·	1446	1453	·	1516	·	1546	1555	·	1616	·	1646	1655	·	1716	·	1746
Slough ③ d	·	1332	·	·	1412	·	1432	·	·	1512	·	1532	·	·	1612	·	1632	·	·	1712	·	1732	·
Windsor & Eton Central ③ a	·	1338	·	·	1418	·	1438	·	·	1518	·	1538	·	·	1618	·	1638	·	·	1718	·	1738	·

Operator	GW	GW	XR	GW	GW	XR	GW	GW	XR	GW	GW	XR	GW	GW	XR	GW	XR	GW	GW	XR	GW	XR	GW
London Paddington ⑤ d	1738	·	1745	1815	·	1815	·	1838	1845	·	1914	1915	·	1938	1945	·	2015	·	2038	2045	·	2115	·
Slough ③ a	1753	·	1816	1826	·	1845	·	1855	1916	·	1927	1946	·	1953	2016	·	2046	·	2055	2116	·	2146	·
Slough ③ d	·	1812	·	·	1832	·	1852	·	·	1922	·	1952	·	·	2022	·	2052	·	·	2122	·	2152	·
Windsor & Eton Central ③ a	·	1818	·	·	1838	·	1858	·	·	1928	·	1958	·	·	2028	·	2058	·	·	2128	·	2158	·

Operator	GW	GW	GW	XR	XR	GW	GW	GW	XR	GW	XR	GW	GW	XR	GW
London Paddington ⑤ d	2125	2146	·	2150	2205	2224	·	2235	2235	·	2312	2327	2335	2335	2354
Slough ③ a	2152	2158	·	2227	2237	2247	·	2252	2307	·	2342	2349	0001	0009	0025
Slough ③ d	·	·	2222	·	·	·	2252	·	·	2322	·	·	·	·	·
Windsor & Eton Central ③ a	·	·	2228	·	·	·	2258	·	·	2328	·	·	·	·	·

Contactless payment is valid at all stations on the direct line of route between London Paddington and Reading. Contactless customers wishing to travel on the Henley-on-Thames, Marlow and Windsor branch lines, or beyond Reading, will need to 'tap in' or 'tap out' at the gateline of the mainline station and be in possession of a normal ticket for the rest of their journeys. Railcards or other discounts can't be used with Contactless payment. For more, visit [GWR.com/contactlesspay](https://www.gwr.com/contactlesspay)

Changes to our timetables
The times shown in this timetable are a guide to our services. Train times may change late at night or at weekends to allow maintenance work to be done. Times may also change at short notice as a result of the Covid-19 pandemic. You should always confirm your train times online, less than 24 hours prior to travelling: [GWR.com/Check](https://www.gwr.com/Check)

Travelling after midnight?
Additional services may be found at the start of the timetable.

WINDSOR & ETON CENTRAL AND SLOUGH TO LONDON PADDINGTON

SUNDAYS UNTIL 24 OCTOBER

Operator	GW	GW	GW	XR	XR	XR	GW	XR	XR	GW	XR	XR	GW	GW	XR	GW	GW	XR	GW	GW	XR	GW	GW	
Windsor & Eton Central	0002												1022		1042			1122			1142			1142
Slough	0008												1028		1048			1128			1148			1148
Slough	0008		0043	0712	0748	0818	0831	0848	0915	0932	0945	1015	1029		1045			1114	1115		1131	1145		1214
London Paddington	0030		0114	0749	0825	0855	0855	0925	0952	0957	1022	1052	1057		1122			1129	1152		1157	1222		1229
Windsor & Eton Central		1222			1242			1322			1342			1422			1442			1522			1542	1542
Slough		1228			1248			1328			1348			1428			1448			1528			1548	1548
Slough	1215		1231	1245		1314	1315		1331	1345		1414	1415		1431	1445		1513	1515		1534	1545		1545
London Paddington	1252		1257	1322		1330	1352		1357	1422		1428	1452		1457	1522		1528	1552		1557	1622		1622
Windsor & Eton Central			1622			1642			1722			1742			1822			1842	1902					1932
Slough			1628			1648			1728			1748			1828			1848	1908					1938
Slough	1612	1615		1634	1645		1714	1715		1734	1745		1814	1815		1834	1845			1913	1915	1934		1934
London Paddington	1628	1652		1657	1722		1729	1752		1758	1822		1829	1852		1857	1922			1929	1952	1957		1957
Windsor & Eton Central		2002				2032		2102				2132		2202				2232		2302				
Slough		2008				2038		2108				2138		2208				2238		2308				
Slough	1945		2015	2015	2034		2045		2113	2115	2134		2148		2213	2218	2234		2248		2313	2325	2334	2334
London Paddington	2022		2029	2052	2057		2122		2129	2152	2157		2225		2230	2255	2257		2325		2346	2359	0004	0004
Windsor & Eton Central	2332																							
Slough	2338																							
Slough																								0045
London Paddington																								0115

SUNDAYS FROM 31 OCTOBER

Operator	GW	GW	GW	XR	XR	GW	XR	XR	GW	XR	XR	GW	GW	GW	XR	GW	GW	GW	GW	GW	XR	GW	GW
Windsor & Eton Central	0002											1022		1042			1122			1142			1222
Slough	0008											1028		1048			1128			1148			1228
Slough	0008		0043	0747	0818	0831	0848	0917	0935	0954	1024		1033		1114	1124		1132		1213	1224		1232
London Paddington	0030		0114	0823	0855	0857	0925	0954	1003	1030	1100		1101		1129	1200		1201		1229	1300		1301
Windsor & Eton Central	1242				1322		1342			1422		1442			1522		1542			1622			1642
Slough	1248				1328		1348			1428		1448			1528		1548			1628			1648
Slough		1254	1313	1324		1332		1354	1413		1432		1454	1513	1524		1533		1610	1624		1634	
London Paddington		1330	1330	1400		1401		1430	1431		1459		1530	1531	1600		1601		1629	1700		1701	
Windsor & Eton Central				1722		1742			1822		1842	1902			1932	2002				2032			2102
Slough				1728		1748			1828		1848	1908			1938	2008				2038			2108
Slough	1654	1714	1724		1733		1813	1824		1833			1911	1924	1934			2013	2024	2035		2054	
London Paddington	1730	1731	1800		1801		1829	1900		1901			1929	2000	2001			2029	2100	2100		2130	
Windsor & Eton Central				2132		2202			2232			2302					2332						
Slough				2138		2208			2238			2308					2338						
Slough	2111	2124	2135		2154		2213	2224		2247	2254		2319	2324	2335			0045					
London Paddington	2131	2200	2202		2230		2231	2300		2312	2330		2346	2359	0010			0115					

Contactless payment is valid at all stations on the direct line of route between London Paddington and Reading. Contactless customers wishing to travel on the Henley-on-Thames, Marlow and Windsor branch lines, or beyond Reading, will need to 'tap in' or 'tap out' at the gateline of the mainline station and be in possession of a normal ticket for the rest of their journeys. Railcards or other discounts can't be used with Contactless payment. For more, visit GWR.com/contactlesspay

Changes to our timetables
The times shown in this timetable are a guide to our services. Train times may change late at night or at weekends to allow maintenance work to be done. Times may also change at short notice as a result of the Covid-19 pandemic. You should always confirm your train times online, less than 24 hours prior to travelling: GWR.com/Check

Travelling after midnight?
Additional services may be found at the start of the timetable.