



Great  
Western  
Railway

UPDATED



# T4

## Train times

16 May to  
11 December 2021

Check before you travel, visit [GWR.com/Check](https://www.gwr.com/Check)


This timetable shows the fastest services between London Paddington and Slough, and all services between Slough and Windsor & Eton Central.


**Changes to published times**  
Improvement works may affect services, especially at weekends. Services may also be different on public holidays. Always check your journey before you leave at [GWR.com/check](http://GWR.com/check)

**Replacement buses**  
Animals†, non-folding bikes, and large items of luggage can't be carried on our buses.  
†Assistance dogs can be carried.

**Penalty Fares**  
If you don't have a valid ticket you may have to pay a Penalty Fare.  
Find out more at [GWR.com/revenueprotection](http://GWR.com/revenueprotection)

**National Rail**  
Find out more about train times and fares.  
Call **03457 48 49 50\*** (24 hours, calls may be recorded) or go to [nationalrail.co.uk](http://nationalrail.co.uk)  
You can also find the National Rail Conditions of Travel here.

**PlusBus**   
An add-on ticket which gives you discounted bus travel to and from many of our stations. Find out more at [plusbus.info](http://plusbus.info)

**Bags and Luggage**  
You can bring up to 3 pieces of luggage, with a maximum size of 30 x 70 x 90cm. Small and medium sized bags can be stored under your seats or in the overhead racks. Large items can be stored in the dedicated luggage areas. Surfboards can't be taken on our IET trains. Look for GWR trains shown with a  symbol in our timetables.

**Bikes**  
You must reserve a bike space on many of our services. These are shown in our timetables. Space is limited, so we have a strict first-come, first-served policy. Book a space at your nearest staffed station, through our Customer Support team, or when you buy your ticket online at [GWR.com](http://GWR.com)


**Short platforms**  
Some stations have short platforms. In some cases, you can only join or leave the train from certain carriages. Please listen for announcements.

**Free Wi-Fi and plug sockets** are available on most of our trains.

**Delay Repay**  
You are entitled to compensation if your journey has been delayed for 15 minutes or more. Find out more at [GWR.com/DelayRepay](http://GWR.com/DelayRepay)

**Great Western Railway Customer Panel**  
Our panel is set up for you to tell us your thoughts and give us feedback on how we are doing. Find out more at [GWR.com/Panel](http://GWR.com/Panel)


**London Travelwatch**  
The independent watchdog for transport users in and around London. Covers GWR services on routes from London Paddington to Greenford, Slough, and Windsor & Eton Central, as well as Dorking and Reigate via Redhill to Gatwick Airport. Call **020 3176 2999\*** or go to [londontravelwatch.org.uk](http://londontravelwatch.org.uk)

**Seat reservations on GWR services**  
 (Shown on our Intercity Express Trains, and some long distance regional trains)

When you try and buy a ticket, we will allocate you a seat if one is available. However, if all the seats are already reserved, you won't be able to buy a ticket online for that service.

We leave some space for those with walk-up tickets, or who may have been disrupted.

If you buy a ticket on the day of travel, we may allocate you a space instead of a specific seat. Sit in any unreserved seat in your class of travel, social distancing as best you can.

 (Shown on our other trains)  
We will reserve you space on board, rather than a specific seat. Sit in any unreserved seat in your class of travel, social distancing as best you can.

**Our seat guarantee**  
If you have a reservation on a GWR service and have to stand, you are entitled to compensation. Find out more at [GWR.com](http://GWR.com)

\* Standard network charges apply. Calls from mobiles may be higher.  
All information correct at time of publication. Errors and omissions excepted.  
Download the most up-to-date version at [GWR.com/timetables](http://GWR.com/timetables)

**Passenger Assist**  
You can arrange help, check station accessibility, buy a ticket and reserve a seat by calling us on Freephone **0800 197 1329** or by text relay **18001 0800 197 1329** (open 0600 to 2300, 7 days a week, except Christmas Day).

You may book assistance by completing the online booking form available on our website.

**Station accessibility**  
All of our stations are classified for their level of accessibility:

- Category A:** This station has step-free access to all platforms
- Category B:** This station has a degree of step-free access to the platform, which may be in both directions or in one direction only. Check details on our website
- Category C:** This station does not have step-free access to any platform

Full details can be found at [GWR.com/PassengerAssist](http://GWR.com/PassengerAssist)

**Large print timetables** are available for our partially sighted customers.








Call **03457 000 125\*** or email [GWR.Feedback@GWR.com](mailto:GWR.Feedback@GWR.com)

\* Standard network charges apply. Calls from mobiles may be higher.

Station	CRS	Operator	Access Category	Ticket office hours			Ticket machine	Toilets	Car Park	Bike Rack
				Weekdays	Saturdays	Sundays				
<b>London Paddington</b>	PAD	NR	A	24 hrs	24 hrs	24 hrs				
<b>Slough</b>	SLO	GW	A	0600 - 2130	0630 - 2130	0700 - 2130				
<b>Windsor &amp; Eton Central</b>	WNC	GW	A	0640 - 1940	0640 - 1940	0820 - 1750				

**Operator**  
GW Great Western Railway  
NR Network Rail  
For details of accessibility at any station, check [nationalrail.co.uk](http://nationalrail.co.uk)

**NOTES AND SYMBOLS**

- Bold** Through service
- Light Connecting service
- Green** Runs on certain days only, or has differences at some stations. Please check notes for details
- GW** Great Western Railway
- XR** TfL Rail
-  Minimum time, in minutes, you need to allow between connecting services (this is only shown at stations where this differs from the standard 5 minute allowance)
-  Interchange with London Underground
-  PlusBus available. For more details, visit [plusbus.info](http://plusbus.info)
-  Bike reservations are compulsory. First Class accommodation, seat reservations, Wi-Fi and power points are available
-  Electrostar Train. Wi-Fi and power points are available
-  Reservations should be made. See introduction for information about these reservations on GWR services
-  Non-folding bikes are not permitted on this train
- a** Arrival time
- d** Departure time
- FO** Fridays only
- MM** Monday mornings
- MO** Mondays only
- MX** Not Mondays
- SM** Saturday mornings only
- SUM** Sunday mornings
- TFM** Tuesday to Friday mornings only
- A** Runs until 23 October
- B** Runs from 30 October


**LONDON PADDINGTON TO SLOUGH AND WINDSOR & ETON CENTRAL**

MONDAYS TO FRIDAYS

Operator	Notes	GW MX	GW MO	GW MX	GW	GW	GW	GW	XR	GW	GW	GW	GW	XR	XR	GW	GW	XR	GW	GW	GW	GW	XR	GW
Facilities		■	■	■	■	■	■	■	■	■	■	■	■	■	■	■	■	■	■	■	■	■	■	■
London Paddington	⑤ d	0030	0034	0034	0134	0334	0504	.	0513	.	0550	.	0556	0558	0613	.	0626	0628	0650	.	0656	.	0658	0720
Slough	③ a	0048	0102	0104	0200	0400	0519	.	0544	.	0603	.	0623	0631	0644	.	0652	0700	0703	.	0723	.	0730	0733
Slough	③ d	.	.	.	.	.	.	.	0530	.	0549	.	0607	.	.	.	0650	.	.	.	0710	.	0730	.
Windsor & Eton Central	➡ a	.	.	.	.	.	.	.	0536	.	0555	.	0613	.	.	.	0656	.	.	.	0716	.	0736	.
London Paddington	⑤ d	.	0726	0728	0750	.	0756	.	0758	0806	0813	0826	.	0828	0850	.	0856	0858	0920	0920	.	0950	.	0956
Slough	③ a	.	0753	0800	0803	.	0823	.	0830	0834	0844	0852	.	0900	0903	.	0923	0930	0933	0953	.	1003	.	1022
Slough	③ d	0750	.	.	0809	.	0830	.	.	.	.	0856	.	.	0916	.	.	.	.	.	0956	.	1016	.
Windsor & Eton Central	➡ a	0756	.	.	0815	.	0836	.	.	.	.	0902	.	.	0922	.	.	.	.	.	1002	.	1022	.
London Paddington	⑤ d	1020	1027	.	1050	.	1056	1120	1127	.	1150	.	1220	1226	.	1250	.	1320	1327	.	1350	.	1420	1427
Slough	③ a	1033	1052	.	1103	.	1122	1133	1152	.	1203	.	1233	1253	.	1303	.	1333	1352	.	1403	.	1433	1453
Slough	③ d	.	.	1056	1116	.	.	.	1156	.	1216	.	.	1256	.	1316	.	.	.	.	1356	.	1416	.
Windsor & Eton Central	➡ a	.	.	1102	1122	.	.	.	1202	.	1222	.	.	1302	.	1322	.	.	.	.	1402	.	1422	.
London Paddington	⑤ d	.	1450	.	1520	.	1527	.	1543	1556	1558	1620	.	1628	.	1643	1656	1658	1713	1727	.	1728	.	1743
Slough	③ a	.	1503	.	1533	.	1557	.	1614	1623	1630	1633	.	1700	.	1714	1720	1730	1744	1750	.	1800	.	1814
Slough	③ d	1456	.	1516	.	1556	.	1616	.	.	.	1656	.	1716	.	.	.	.	.	.	1756	.	1816	.
Windsor & Eton Central	➡ a	1502	.	1522	.	1602	.	1622	.	.	.	1702	.	1722	.	.	.	.	.	.	1802	.	1822	.
London Paddington	⑤ d	1756	1758	1813	1826	.	1828	.	1843	1856	1858	1913	1926	.	1950	.	2020	2026	.	2050	.	2120	2126	.
Slough	③ a	1820	1830	1844	1850	.	1900	.	1914	1920	1930	1945	1953	.	2003	.	2033	2053	.	2103	.	2133	2153	.
Slough	③ d	.	.	.	.	1856	.	1916	.	.	.	.	.	1956	.	2016	.	.	2056	.	2116	.	2156	.
Windsor & Eton Central	➡ a	.	.	.	.	1902	.	1922	.	.	.	.	.	2002	.	2022	.	.	2102	.	2122	.	2202	.
London Paddington	⑤ d	2150	.	2143	2222	2227	.	2250	.	2318	.	2330	2343	2350										
Slough	③ a	2203	.	2214	2235	2253	.	2306	.	2334	.	0001	0014	0022										
Slough	③ d	.	2216	.	.	2256	.	2316	.	2340	.	.	.	.										
Windsor & Eton Central	➡ a	.	2222	.	.	2302	.	2322	.	2346	.	.	.	.										

SATURDAYS

Operator	Notes	GW	GW	GW	GW	GW	GW	GW	GW	GW	GW	GW	GW	GW	GW	GW	GW	GW	GW	GW	GW	GW	GW	GW
Facilities		■	■	■	■	■	■	■	■	■	■	■	■	■	■	■	■	■	■	■	■	■	■	■
London Paddington	⑤ d	0030	0034	0134	0334	0520	.	0550	.	0555	0620	.	0650	.	0657	0720	.	0750	.	0757	0820	.	0850	.
Slough	③ a	0048	0104	0200	0400	0535	.	0603	.	0623	0633	.	0703	.	0724	0733	.	0803	.	0823	0833	.	0903	.
Slough	③ d	.	.	.	.	0556	.	0616	.	.	0646	.	0716	.	.	0746	.	0816	.	.	0856	.	0916	.
Windsor & Eton Central	➡ a	.	.	.	.	0602	.	0622	.	.	0652	.	0722	.	.	0752	.	0822	.	.	0902	.	0922	.
London Paddington	⑤ d	0857	0920	.	0950	.	0957	1020	.	1050	.	1056	1120	.	1150	.	1157	1220	.	1250	.	1257	1320	.
Slough	③ a	0923	0933	.	1003	.	1023	1033	.	1103	.	1123	1133	.	1203	.	1223	1233	.	1303	.	1323	1333	.
Slough	③ d	.	.	0956	1016	.	.	1056	.	1116	.	.	1156	.	1216	.	.	1256	.	1316	.	.	1356	.
Windsor & Eton Central	➡ a	.	.	1002	1022	.	.	1102	.	1122	.	.	1202	.	1222	.	.	1302	.	1322	.	.	1402	.
London Paddington	⑤ d	1350	.	1357	1420	.	1450	.	1457	1520	.	1550	.	1557	1620	.	1650	.	1656	1720	.	1750	.	1757
Slough	③ a	1403	.	1423	1433	.	1503	.	1523	1533	.	1603	.	1623	1633	.	1703	.	1723	1733	.	1803	.	1823
Slough	③ d	.	1416	.	.	1456	.	1516	.	1556	.	1616	.	1656	.	1716	.	.	.	1756	.	1816	.	1822
Windsor & Eton Central	➡ a	.	1422	.	1502	.	1522	.	1602	.	1622	.	1702	.	1722	.	1722	.	1722	.	1802	.	1822	.
London Paddington	⑤ d	1820	.	1850	.	1857	1920	.	1950	.	1957	2020	.	2050	.	2057	.	2113	2150	.	2157	2157	2215	2220
Slough	③ a	1833	.	1903	.	1923	1933	.	2003	.	2023	2033	.	2103	.	2123	.	2144	2203	.	2223	2227	2232	2234
Slough	③ d	.	1856	.	1916	.	.	1956	.	2016	.	.	2046	.	2116	.	2146	.	.	2216	.	.	.	.
Windsor & Eton Central	➡ a	.	1902	.	1922	.	.	2002	.	2022	.	.	2052	.	2122	.	2152	.	.	2222	.	.	.	.
London Paddington	⑤ d	.	2245	2250	.	2258	2258	2313	.	2313	2328	2345	2358											
Slough	③ a	.	2304	2306	.	2325	2326	2346	.	2351	2357	0001	0031											
Slough	③ d	2246	.	.	2322	.	.	2352	.	.	.	.	.											
Windsor & Eton Central	➡ a	2252	.	.	2328	.	.	2358	.	.	.	.	.											

 Contactless payment is valid at all stations on the direct line of route between London Paddington and Reading. Contactless customers wishing to travel on the Henley-on-Thames, Marlow and Windsor branch lines, or beyond Reading, will need to 'tap in' or 'tap out' at the gateline of the mainline station and be in possession of a normal ticket for the rest of their journeys. Railcards or other discounts can't be used with Contactless payment. For more, visit [GWR.com/contactlesspay](https://www.gwr.com/contactlesspay)

**Changes to our timetables**  
 The times shown in this timetable are a guide to our services. Train times may change late at night or at weekends to allow maintenance work to be done. Times may also change at short notice as a result of the Covid-19 pandemic. You should always confirm your train times online, less than 24 hours prior to travelling: [GWR.com/Check](https://www.gwr.com/Check)

**Travelling after midnight?**  
 Additional services may be found at the start of the timetable.

LONDON PADDINGTON TO SLOUGH AND WINDSOR & ETON CENTRAL

SUNDAYS UNTIL 24 OCTOBER

Operator	XR	XR	GW	XR	XR	GW	GW	GW	XR	GW	XR	GW	GW	GW	GW	XR	GW	GW	GW	XR	GW	GW	
London Paddington ⑤ d	0659	0803	0828	0833	0913	0928	0942	-	0943	-	1013	1029	1046	-	-	1113	1129	1146	-	-	1213	1229	1246
Slough ③ a	0729	0834	0850	0904	0944	0951	0957	-	1014	-	1044	1051	1059	-	-	1144	1151	1159	-	-	1244	1251	1259
Slough ③ d	-	-	-	-	-	-	-	1012	-	1032	-	-	-	1112	1132	-	-	-	1212	1232	-	-	-
Windsor & Eton Central ③ a	-	-	-	-	-	-	-	1018	-	1038	-	-	-	1118	1138	-	-	-	1218	1238	-	-	-

Operator	GW	GW	XR	GW	GW	GW	GW	XR	GW	GW	GW	XR	GW	GW	GW	XR	GW	GW	XR	GW	GW	XR	
London Paddington ⑤ d	-	-	1313	1329	1345	-	-	1413	1429	1446	-	-	1513	1529	1546	-	-	1613	1629	1646	-	-	1713
Slough ③ a	-	-	1344	1351	1359	-	-	1444	1451	1459	-	-	1544	1551	1600	-	-	1644	1651	1659	-	-	1744
Slough ③ d	1312	1332	-	-	-	1412	1432	-	-	-	1512	1532	-	-	-	1612	1632	-	-	-	-	1712	1732
Windsor & Eton Central ③ a	1318	1338	-	-	-	1418	1438	-	-	-	1518	1538	-	-	-	1618	1638	-	-	-	-	1718	1738

Operator	GW	GW	GW	GW	GW	GW	GW	GW	GW	GW	GW	GW	GW	XR	GW	GW	GW	GW	XR	GW	GW	GW	
London Paddington ⑤ d	1729	1746	-	-	1821	-	1829	1846	-	1919	-	1929	1944	-	2013	-	2029	2046	-	2113	-	2129	2145
Slough ③ a	1751	1759	-	-	1833	-	1851	1859	-	1932	-	1951	1958	-	2044	-	2050	2058	-	2144	-	2150	2158
Slough ③ d	-	-	1812	1832	-	1852	-	-	1922	-	1952	-	-	2022	-	2052	-	-	2122	-	2152	-	-
Windsor & Eton Central ③ a	-	-	1818	1838	-	1858	-	-	1928	-	1958	-	-	2028	-	2058	-	-	2128	-	2158	-	-

Operator	GW	XR	GW	GW	GW	XR	GW	GW	XR	GW	
London Paddington ⑤ d	-	2203	2224	-	2237	-	2300	2327	2333	2335	2354
Slough ③ a	-	2234	2246	-	2254	-	2329	2349	2359	0006	0024
Slough ③ d	2222	-	2252	-	2322	-	-	-	-	-	-
Windsor & Eton Central ③ a	2228	-	2258	-	2328	-	-	-	-	-	-

SUNDAYS FROM 31 OCTOBER

Operator	XR	GW	XR	XR	GW	GW	GW	XR	GW	XR	GW	GW	XR	GW	XR	GW	XR	GW	XR	GW	GW	GW	
London Paddington ⑤ d	0815	0838	0845	0915	0938	0938	-	0945	-	1015	1038	-	1045	-	1115	1138	-	1145	-	1215	1235	1242	
Slough ③ a	0846	0901	0916	0946	0954	1001	-	1016	-	1046	1056	-	1116	-	1146	1153	-	1216	-	1246	1253	1309	
Slough ③ d	-	-	-	-	-	-	1012	-	1032	-	-	1112	-	1132	-	-	1212	-	1232	-	-	-	1312
Windsor & Eton Central ③ a	-	-	-	-	-	-	1018	-	1038	-	-	1118	-	1138	-	-	1218	-	1238	-	-	-	1318

Operator	XR	GW	XR	GW	GW	XR	XR	GW	GW	XR	GW	GW	XR	GW	GW	XR	GW	XR	GW	XR	GW	XR	
London Paddington ⑤ d	1245	-	1315	1342	-	1345	-	1415	1438	-	1445	-	1515	1538	-	1545	-	1615	1638	-	1645	-	1715
Slough ③ a	1316	-	1346	1356	-	1416	-	1446	1453	-	1516	-	1546	1555	-	1616	-	1646	1655	-	1716	-	1746
Slough ③ d	-	1332	-	-	1412	-	1432	-	-	1512	-	1532	-	-	1612	-	1632	-	-	1712	-	1732	-
Windsor & Eton Central ③ a	-	1338	-	-	1418	-	1438	-	-	1518	-	1538	-	-	1618	-	1638	-	-	1718	-	1738	-

Operator	GW	GW	XR	GW	GW	XR	GW	GW	XR	GW	GW	XR	GW	GW	XR	GW	XR	GW	GW	XR	GW	XR	GW
London Paddington ⑤ d	1738	-	1745	1815	-	1815	-	1838	1845	-	1914	1915	-	1938	1945	-	2015	-	2038	2045	-	2115	-
Slough ③ a	1753	-	1816	1826	-	1845	-	1855	1916	-	1927	1946	-	1953	2016	-	2046	-	2055	2116	-	2146	-
Slough ③ d	-	1812	-	-	1832	-	1852	-	-	1922	-	1952	-	-	2022	-	2052	-	-	2122	-	2152	-
Windsor & Eton Central ③ a	-	1818	-	-	1838	-	1858	-	-	1928	-	1958	-	-	2028	-	2058	-	-	2128	-	2158	-

Operator	GW	GW	GW	XR	XR	GW	GW	GW	XR	GW	XR	GW	GW	XR	GW
London Paddington ⑤ d	2125	2146	-	2150	2205	2224	-	2235	2235	-	2312	2327	2335	2335	2354
Slough ③ a	2152	2158	-	2227	2237	2247	-	2252	2307	-	2342	2349	0001	0009	0025
Slough ③ d	-	-	2222	-	-	-	2252	-	-	2322	-	-	-	-	-
Windsor & Eton Central ③ a	-	-	2228	-	-	-	2258	-	-	2328	-	-	-	-	-

Contactless payment is valid at all stations on the direct line of route between London Paddington and Reading. Contactless customers wishing to travel on the Henley-on-Thames, Marlow and Windsor branch lines, or beyond Reading, will need to 'tap in' or 'tap out' at the gateline of the mainline station and be in possession of a normal ticket for the rest of their journeys. Railcards or other discounts can't be used with Contactless payment. For more, visit [GWR.com/contactlesspay](https://www.gwr.com/contactlesspay)

**Changes to our timetables**  
The times shown in this timetable are a guide to our services. Train times may change late at night or at weekends to allow maintenance work to be done. Times may also change at short notice as a result of the Covid-19 pandemic. You should always confirm your train times online, less than 24 hours prior to travelling: [GWR.com/Check](https://www.gwr.com/Check)

**Travelling after midnight?**  
Additional services may be found at the start of the timetable.

# WINDSOR & ETON CENTRAL AND SLOUGH TO LONDON PADDINGTON

MONDAYS TO FRIDAYS

Operator	Notes	GW	GW	GW	GW	GW	GW	GW	XR	GW	XR	GW	GW	GW	XR	GW	XR	GW	XR	GW	GW	XR	GW	
Facilities		MX	MO	MX	MO	MX																		
Windsor & Eton Central	d												0539	0558			0616				0659			0719
Slough	a												0545	0604			0622				0705			0725
Slough	d	0043	0045	0057	0116	0134	0243	0416	0458	0526	0532	0545			0607	0615		0626	0652	0656		0722	0726	
London Paddington	a	0113	0115	0120	0144	0201	0312	0446	0528	0603	0607	0618			0621	0651		0703	0706	0733		0740	0803	

SATURDAYS

Operator	Notes	GW	GW	XR	GW	GW	XR	GW	GW	XR	GW	GW	XR	GW	GW	XR	XR	GW	GW	XR	GW	GW	XR	GW
Facilities																								
Windsor & Eton Central	d		1505		1525			1605		1625				1705				1725			1805			1825
Slough	a		1511		1531			1611		1631				1711				1731			1811			1831
Slough	d	1510		1515		1540	1545	1608		1615		1639	1645	1709		1715	1726	1732		1745	1812		1815	
London Paddington	a	1524		1552		1554	1622	1624		1652		1654	1722	1724		1752	1803	1804		1822	1829		1852	

Contactless payment is valid at all stations on the direct line of route between London Paddington and Reading. Contactless customers wishing to travel on the Henley-on-Thames, Marlow and Windsor branch lines, or beyond Reading, will need to 'tap in' or 'tap out' at the gateline of the mainline station and be in possession of a normal ticket for the rest of their journeys. Railcards or other discounts can't be used with Contactless payment. For more, visit [GWR.com/contactlesspay](https://www.gwr.com/contactlesspay)

**Changes to our timetables**  
 The times shown in this timetable are a guide to our services. Train times may change late at night or at weekends to allow maintenance work to be done. Times may also change at short notice as a result of the Covid-19 pandemic. You should always confirm your train times online, less than 24 hours prior to travelling: [GWR.com/Check](https://www.gwr.com/Check)

**Travelling after midnight?**  
 Additional services may be found at the start of the timetable.

**WINDSOR & ETON CENTRAL AND SLOUGH TO LONDON PADDINGTON**

**SUNDAYS UNTIL 24 OCTOBER**

Operator Facilities		GW	GW	GW	XR	XR	XR	GW	XR	XR	GW	XR	XR	GW	GW	XR	GW	GW	XR	GW	GW	XR	GW	GW
Facilities		■	■	■			■				■			■	■		■	■		■	■		■	■
Windsor & Eton Central	③ d	0002	.	.	.	.	.	.	.	.	.	.	.	1022	.	1042	.	.	1122	.	.	1142	.	.
Slough	③ a	0008	.	.	.	.	.	.	.	.	.	.	.	1028	.	1048	.	.	1128	.	.	1148	.	.
Slough	③ d	0008	.	0043	0712	0748	0818	0831	0848	0915	0932	0945	1015	1029	.	1045	.	1114	1115	.	1131	1145	.	1214
London Paddington	⑤ a	0030	.	0114	0749	0825	0855	0855	0925	0952	0957	1022	1052	1057	.	1122	.	1129	1152	.	1157	1222	.	1229
Windsor & Eton Central	③ a	.	1222	.	.	1242	.	.	1322	.	.	1342	.	.	1422	.	.	1442	.	.	1522	.	.	1542
Slough	③ a	.	1228	.	.	1248	.	.	1328	.	.	1348	.	.	1428	.	.	1448	.	.	1528	.	.	1548
Slough	③ d	1215	.	1231	1245	.	1314	1315	.	1331	1345	.	1414	1415	.	1431	1445	.	1513	1515	.	1534	1545	.
London Paddington	⑤ a	1252	.	1257	1322	.	1330	1352	.	1357	1422	.	1428	1452	.	1457	1522	.	1528	1552	.	1557	1622	.
Windsor & Eton Central	③ d	.	.	1622	.	.	1642	.	.	1722	.	.	1742	.	.	1822	.	.	1842	1902	.	.	.	1932
Slough	③ a	.	.	1628	.	.	1648	.	.	1728	.	.	1748	.	.	1828	.	.	1848	1908	.	.	.	1938
Slough	③ d	1612	1615	.	1634	1645	.	1714	1715	.	1734	1745	.	1814	1815	.	1834	1845	.	.	1913	1915	1934	.
London Paddington	⑤ a	1628	1652	.	1657	1722	.	1729	1752	.	1758	1822	.	1829	1852	.	1857	1922	.	.	1929	1952	1957	.
Windsor & Eton Central	③ d	.	2002	.	.	.	2032	.	2102	.	.	.	2132	.	2202	.	.	.	2232	.	2302	.	.	.
Slough	③ a	.	2008	.	.	.	2038	.	2108	.	.	.	2138	.	2208	.	.	.	2238	.	2308	.	.	.
Slough	③ d	1945	.	2015	2015	2034	.	2045	.	2113	2115	2134	.	2148	.	2213	2218	2234	.	2248	.	2313	2325	2334
London Paddington	⑤ a	2022	.	2029	2052	2057	.	2122	.	2129	2152	2157	.	2225	.	2230	2255	2257	.	2325	.	2346	2359	0004
Windsor & Eton Central	③ d	2332	.	.	.	.	.	.	.	.	.	.	.	.	.	.	.	.	.	.	.	.	.	.
Slough	③ a	2338	.	.	.	.	.	.	.	.	.	.	.	.	.	.	.	.	.	.	.	.	.	.
Slough	③ d	.	.	.	.	.	.	.	.	.	.	.	.	.	.	.	.	.	.	.	.	.	.	.
London Paddington	⑤ a	.	.	.	.	.	.	.	.	.	.	.	.	.	.	.	.	.	.	.	.	.	.	.

**SUNDAYS FROM 31 OCTOBER**

Operator Facilities		GW	GW	GW	XR	XR	GW	XR	XR	GW	XR	XR	GW	GW	GW	XR	GW	GW	GW	GW	XR	GW	GW	
Facilities		■	■	■			■			■			■	■		■	■		■	■		■	■	
Windsor & Eton Central	③ d	0002	.	.	.	.	.	.	.	.	.	.	.	1022	.	1042	.	.	1122	.	.	1142	.	1222
Slough	③ a	0008	.	.	.	.	.	.	.	.	.	.	.	1028	.	1048	.	.	1128	.	.	1148	.	1228
Slough	③ d	0008	.	0043	0747	0818	0831	0848	0917	0935	0954	1024	.	1033	.	1114	1124	.	1132	.	1213	1224	.	1232
London Paddington	⑤ a	0030	.	0114	0823	0855	0857	0925	0954	1003	1030	1100	.	1101	.	1129	1200	.	1201	.	1229	1300	.	1301
Windsor & Eton Central	③ d	1242	.	.	.	1322	.	1342	.	.	1422	.	1442	.	.	.	1522	.	1542	.	.	1622	.	1642
Slough	③ a	1248	.	.	.	1328	.	1348	.	.	1428	.	1448	.	.	.	1528	.	1548	.	.	1628	.	1648
Slough	③ d	.	1254	1313	1324	.	1332	.	1354	1413	.	1432	.	1454	1513	1524	.	1533	.	1610	1624	.	1634	
London Paddington	⑤ a	.	1330	1330	1400	.	1401	.	1430	1431	.	1459	.	1530	1531	1600	.	1601	.	1629	1700	.	1701	
Windsor & Eton Central	③ d	.	.	.	1722	.	1742	.	.	1822	.	1842	1902	.	.	.	1932	2002	.	.	.	2032	.	2102
Slough	③ a	.	.	.	1728	.	1748	.	.	1828	.	1848	1908	.	.	.	1938	2008	.	.	.	2038	.	2108
Slough	③ d	1654	1714	1724	.	1733	.	1813	1824	.	1833	.	.	1911	1924	1934	.	.	2013	2024	2035	.	2054	
London Paddington	⑤ a	1730	1731	1800	.	1801	.	1829	1900	.	1901	.	.	1929	2000	2001	.	.	2029	2100	2100	.	2130	
Windsor & Eton Central	③ d	.	.	.	2132	.	2202	.	.	2232	.	.	2302	.	.	.	2332	.	.	.	.	.	.	.
Slough	③ a	.	.	.	2138	.	2208	.	.	2238	.	.	2308	.	.	.	2338	.	.	.	.	.	.	.
Slough	③ d	2111	2124	2135	.	2154	.	2213	2224	.	2247	2254	.	2319	2324	2335	.	.	0045	.	.	.	.	
London Paddington	⑤ a	2131	2200	2202	.	2230	.	2231	2300	.	2312	2330	.	2346	2359	0010	.	.	0115	.	.	.	.	

Contactless payment is valid at all stations on the direct line of route between London Paddington and Reading. Contactless customers wishing to travel on the Henley-on-Thames, Marlow and Windsor branch lines, or beyond Reading, will need to 'tap in' or 'tap out' at the gateline of the mainline station and be in possession of a normal ticket for the rest of their journeys. Railcards or other discounts can't be used with Contactless payment. For more, visit [GWR.com/contactlesspay](https://www.gwr.com/contactlesspay)

**Changes to our timetables**  
 The times shown in this timetable are a guide to our services. Train times may change late at night or at weekends to allow maintenance work to be done. Times may also change at short notice as a result of the Covid-19 pandemic. You should always confirm your train times online, less than 24 hours prior to travelling: [GWR.com/Check](https://www.gwr.com/Check)

**Travelling after midnight?**  
 Additional services may be found at the start of the timetable.