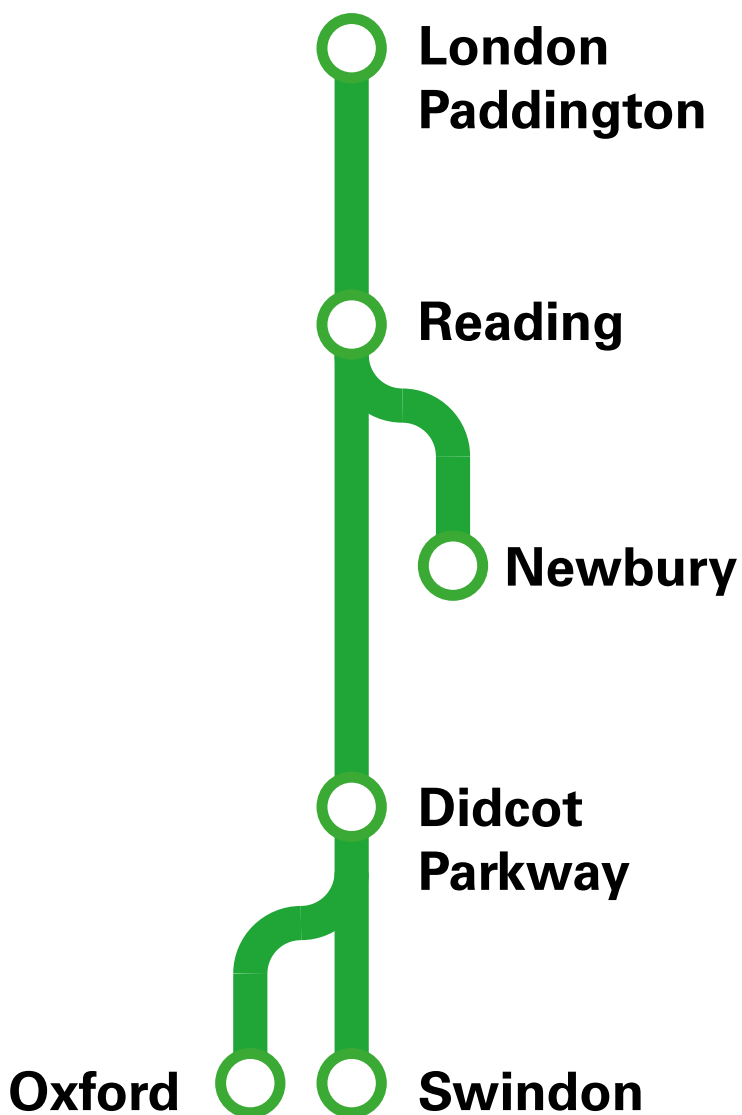


# GWR

Great  
Western  
Railway

UPDATED



# TS

## Train times

16 May to  
11 December 2021

Check before you travel, visit [GWR.com/Check](https://www.gwr.com/Check)

This timetable shows the fastest trains from London Paddington to Reading, Newbury, Didcot Parkway, Swindon and Oxford. All services in this timetable are operated by Great Western Railway.

### Changes to published times

Improvement works may affect services, especially at weekends. Services may also be different on public holidays. Always check your journey before you leave at [GWR.com/check](http://GWR.com/check)

### Replacement buses

Animals\*, non-folding bikes, and large items of luggage can't be carried on our buses.

\*Assistance dogs can be carried.

### Penalty Fares

If you don't have a valid ticket you may have to pay a Penalty Fare.

Find out more at [GWR.com/revenueprotection](http://GWR.com/revenueprotection)

### National Rail


Find out more about train times and fares. Call **03457 48 49 50\*** (24 hours, calls may be recorded) or go to [nationalrail.co.uk](http://nationalrail.co.uk)

You can also find the National Rail Conditions of Travel here.

### PlusBus

An add-on ticket which gives you discounted bus travel to and from many of our stations. Find out more at [plusbus.info](http://plusbus.info)

### Bags and Luggage

You can bring up to 3 pieces of luggage, with a maximum size of 30 x 70 x 90cm. Small and medium sized bags can be stored under your seats or in the overhead racks. Large items can be stored in the dedicated luggage areas. Surfboards can't be taken on our IET trains. Look for GWR trains shown with a  symbol in our timetables.

### Bikes

You must reserve a bike space on many of our services. These are shown in our timetables. Space is limited, so we have a strict first-come, first-served policy. Book a space at your nearest staffed station, through our Customer Support team, or when you buy your ticket online at [GWR.com](http://GWR.com)

### Short platforms

Some stations have short platforms. In some cases, you can only join or leave the train from certain carriages. Please listen for announcements.

**Free Wi-Fi and plug sockets** are available on most of our trains.

### Delay Repay

You are entitled to compensation if your journey has been delayed for 15 minutes or more. Find out more at [GWR.com/DelayRepay](http://GWR.com/DelayRepay)


### Great Western Railway Customer Panel

Our panel is set up for you to tell us your thoughts and give us feedback on how we are doing. Find out more at [GWR.com/Panel](http://GWR.com/Panel)

### Transport Focus

The UK's independent watchdog for passengers and road users. Call **0300 123 2350\*** or find out more at [transportfocus.org.uk](http://transportfocus.org.uk)

### Seat reservations on GWR services

 (Shown on our Intercity Express Trains, and some long distance regional trains)

When you try and buy a ticket, we will allocate you a seat if one is available. However, if all the seats are already reserved, you won't be able to buy a ticket online for that service.

We leave some space for those with walk-up tickets, or who may have been disrupted.

If you buy a ticket on the day of travel, we may allocate you a space instead of a specific seat. Sit in any unreserved seat in your class of travel, social distancing as best you can.

 (Shown on our other trains)

We will reserve you space on board, rather than a specific seat. Sit in any unreserved seat in your class of travel, social distancing as best you can.

### Our seat guarantee

If you have a reservation on a GWR service and have to stand, you are entitled to compensation. Find out more at [GWR.com](http://GWR.com)

\* Standard network charges apply. Calls from mobiles may be higher

All information correct at time of publication. Errors and omissions excepted. Download the most up-to-date version at [GWR.com/timetables](http://GWR.com/timetables)

### Passenger Assist

You can arrange help, check station accessibility, buy a ticket and reserve a seat by calling us on Freephone **0800 197 1329** or by text relay **18001 0800 197 1329** (open 0600 to 2300, 7 days a week, except Christmas Day).

You may book assistance by completing the online booking form available on our website.

### Station accessibility

All of our stations are classified for their level of accessibility:

**Category A:** This station has step-free access to all platforms

**Category B:** This station has a degree of step-free access to the platform, which may be in both directions or in one direction only. Check details on our website

**Category C:** This station does not have step-free access to any platform

Full details can be found at [GWR.com/PassengerAssist](http://GWR.com/PassengerAssist)

**Large print timetables** are available for our partially sighted customers.

Call **03457 000 125\*** or email [GWR.Feedback@GWR.com](mailto:GWR.Feedback@GWR.com)

\* Standard network charges apply. Calls from mobiles may be higher.










Station	CRS	Operator	Access Category	Ticket office hours			Ticket machine	Toilets	Car Park	Bike Rack
				Weekdays	Saturdays	Sundays				
Didcot Parkway	DID	GW	A	0600- 1940	0630- 1940	0800- 1940				
London Paddington	PAD	NR	A	24 hrs	24 hrs	24 hrs				
Newbury	NBY	GW	A	0600- 2024	0615- 1945	0830- 1730				
Oxford	OXF	GW	A	0545- 2000	0730- 2000	0715- 2000				
Reading	RDG	NR	A	0515- 2245	0530- 2245	0715- 2245				
Swindon	SWI	GW	A	0600- 2030	0600- 2000	0730- 2030				

### Operator

GW Great Western Railway  
NR Network Rail

For details of accessibility at any station, check [nationalrail.co.uk](http://nationalrail.co.uk)

### NOTES AND SYMBOLS

- Bold** Through service
- Light Connecting service
- Green** Runs on certain days only, or has differences at some stations. Please check notes for details
-  Minimum time, in minutes, you need to allow between connecting services (this is only shown at stations where this differs from the standard 5 minute allowance)
-  Interchange with London Underground
-  Heritage railway connection. Operating days vary
-  PlusBus available. For more details, visit [plusbus.info](http://plusbus.info)
-  SuperFast service. Train makes fewer stops than normal. Check before you board to ensure that it stops at your destination. Bike reservations are compulsory. First Class accommodation, seat reservations, Wi-Fi and power points are available
-  Bike reservations are compulsory. First Class accommodation, seat reservations, Wi-Fi and power points are available
-  Electrostar Train. Wi-Fi and power points are available
-  Reservations should be made. See introduction for information about these reservations on GWR services
-  A trolley service of drinks and snacks is available for all or part of the journey
- a** Arrival time
- ae** Passengers may arrive earlier by travelling on a later train
- d** Departure time
- s** Stops to set down passengers only
- u** Stops to pick up passengers only
- c** Until 25 October arrives 1 minute earlier
- e** On Fridays arrives 5 minutes later
- f** Does not call on Fridays
- g** Until 23 October departs 4 minutes later
- FO** Fridays only
- FX** Not Fridays
- MO** Mondays only
- MX** Not Mondays

- A** Runs from 30 October
- B** Runs until 23 October
- BAN** Banbury
- BDW** Bedwyn
- BPW** Bristol Parkway
- BRW** Bristol Temple Meads
- CDF** Cardiff Central
- CMN** Carmarthen
- CNM** Cheltenham Spa
- EXD** Exeter St Davids
- FRO** Frome
- GMV** Great Malvern
- HFD** Hereford
- PGN** Paignton
- PLY** Plymouth
- PNZ** Penzance
- SWA** Swansea
- TAU** Taunton
- WOF** Worcester Foregate Street
- WOP** Worcestershire Parkway
- WOS** Worcester Shrub Hill
- WSM** Weston-super-Mare

LONDON PADDINGTON TO READING, NEWBURY, DIDCOT PARKWAY, SWINDON AND OXFORD (FAST TRAINS)

MONDAYS TO FRIDAYS

Table with 28 columns (Facilities, London Paddington, Reading, Newbury, Didcot Parkway, Swindon, Oxford) and 15 rows. It contains train timetables for different routes, with various train numbers and times listed. Includes sections for 'Notes', 'Facilities', and 'Train continues to'.

Changes to our timetables

The times shown in this timetable are a guide to our services. Train times may change late at night or at weekends to allow maintenance work to be done. Times may also change at short notice as a result of the Covid-19 pandemic. You should always confirm your train times online, less than 24 hours prior to travelling: GWR.com/Check

Travelling after midnight?

Additional services may be found at the start of the timetable



LONDON PADDINGTON TO READING, NEWBURY, DIDCOT PARKWAY, SWINDON AND OXFORD (FAST TRAINS)

SUNDAYS UNTIL 24 OCTOBER

Facilities	●	●	●	●	●	●	●	●	●	●	●	●	●	●	●	●	●	●	●	●	●	●	●	●	●	●
London Paddington e	⑥ d	0800	0833	0851	0900	0937	0942	1003	1023	1043	1046	1103	1130	1143	1146	1202	1230	1238	1243	1246	1303	1323	1343	1345		
Reading	⑦ a	0830	0858	0914	0923	1000	1010	1026	1050	1107	1112	1126	1153	1207	1212	1225	1253	1301	1307	1312	1326	1349	1407	1412		
Newbury	a	-	-	-	-	-	-	-	-	-	-	-	-	-	-	-	-	-	-	-	-	-	-	-		
Didcot Parkway	a	0847	0914	-	0943	1015	1025	-	1104	-	1127	-	1207	-	1230	-	1307	-	1327	-	1405	-	1426	-		
Swindon	a	0903	0930	-	0958	1032	-	1120	1135	-	1223	1234	-	1323	1234	-	1335	-	1335	-	1420	1434	-	-		
Oxford	a	-	-	-	-	-	-	-	-	-	-	-	-	-	-	-	-	-	-	-	-	-	-	-		
Train continues to		EXD	SWA	PNZ	WSM	CMN	HFD	PNZ	WSM	SWA	GMV	PLY	PGN	CMN	HFD	PNZ	WSM	EXD	SWA	GMV	PLY	BRI	CMN	HFD		

Facilities	●	●	●	●	●	●	●	●	●	●	●	●	●	●	●	●	●	●	●	●	●	●	●	●	●
London Paddington e	⑥ d	1403	1430	1437	1443	1446	1503	1530	1543	1546	1600	1603	1630	1637	1642	1646	1700	1703	1730	1743	1746	1800	1803	1821	
Reading	⑦ a	1426	1453	1500	1506	1512	1525	1554	1607	1613	1623	1626	1652	1700	1707	1713	1723	1726	1753	1807	1812	1823	1826	1845	
Newbury	a	-	-	1517	-	-	-	-	-	-	-	-	-	-	-	1716	-	-	-	-	-	-	-	-	
Didcot Parkway	a	-	1507	-	-	1527	-	1607	-	1628	1637	-	-	-	-	1727	1737	-	-	-	-	1827	1838	1901	
Swindon	a	-	1523	-	1534	-	-	1624	1635	-	1653	-	1719	-	1735	-	1753	-	1819	1835	-	1853	-	-	
Oxford	a	-	-	-	-	1543	-	-	-	1644	-	-	-	-	-	1744	-	-	-	-	-	1843	-	1919	
Train continues to		PNZ	BRI	EXD	SWA	GMV	PLY	TAU	SWA	HFD	BRI	PNZ	EXD	PLY	SWA	GMV	BRI	PNZ	WSM	SWA	GMV	PLY	PNZ	PNZ	

Facilities	●	●	●	●	●	●	●	●	●	●	●	●	●	●	●	●	●	●	●	●	●	●	●	●	●
London Paddington e	⑥ d	1830	1835	1842	1846	1903	1919	1930	1942	1944	2003	2030	2043	2046	2103	2119	2130	2143	2145	2237	2257	2333	2354		
Reading	⑦ a	1853	1858	1907	1912	1926	1944	1953	2007	2012	2027	2053	2107	2110	2126	2142	2153	2206	2213	2313	2332	0017	0052		
Newbury	a	-	-	1914	-	-	-	-	-	-	-	-	-	-	-	-	-	-	-	-	-	-	-	-	
Didcot Parkway	a	1907	-	-	1927	-	2000	2007	2021	2027	-	2107	2121	2127	-	2157	2207	2221	2226	2330s	2349s	0034s	-		
Swindon	a	1923	-	1934	-	-	-	2023	2038	-	-	2123	2138	-	-	-	2223	2238	-	2347s	0008s	0052s	-		
Oxford	a	-	-	-	1944	-	2015	-	-	2045	-	-	-	2143	-	2213	-	2242	-	-	-	-	-	-	
Train continues to		WSM	PLY	BPW	HFD	PLY	-	BRI	SWA	GMV	PLY	WSM	SWA	WOS	EXD	-	BRI	SWA	WOS	BPW	BRI	BRI	-	-	

SUNDAYS FROM 31 OCTOBER

Facilities	●	●	●	●	●	●	●	●	●	●	●	●	●	●	●	●	●	●	●	●	●	●	●	●	●
London Paddington e	⑥ d	0800	0834	0849	0900	0935	0938	0949	1018	1035	1038	1103	1118	1135	1138	1202	1218	1231	1233	1235	1302	1318	1336	1342	
Reading	⑦ a	0830	0902	0913	0925	1000	1008	1016	1049	1105	1109	1125	1145	1202	1207	1227	1246	1300	1302	1308	1328	1346	1403	1409	
Newbury	a	-	-	-	-	-	-	-	-	-	-	-	-	-	-	-	-	-	-	-	-	-	-	-	
Didcot Parkway	a	0847	0918	-	0945	1015	1025	-	1105	-	1127	-	1207	-	1224	-	1307	-	1325	-	1404	-	1425	-	
Swindon	a	0903	0934	-	1000	1032	-	-	1120	1135	-	-	1223	1235	-	-	1323	-	1335	-	-	1420	1434	-	
Oxford	a	-	-	-	-	-	-	-	-	-	-	-	-	-	-	-	-	-	-	-	-	-	-	-	
Train continues to		EXD	SWA	PNZ	WSM	CMN	HFD	PNZ	WSM	SWA	GMV	PLY	PGN	CMN	HFD	PNZ	WSM	EXD	SWA	GMV	PLY	BRI	CMN	HFD	

Facilities	●	●	●	●	●	●	●	●	●	●	●	●	●	●	●	●	●	●	●	●	●	●	●	●	●
London Paddington e	⑥ d	1401	1418	1427	1435	1438	1503	1518	1535	1538	1545	1603	1618	1633	1635	1638	1645	1703	1718	1735	1738	1749	1803	1815	
Reading	⑦ a	1428	1447	1459	1503	1509	1526	1547	1604	1608	1613	1627	1645	1702	1704	1709	1713	1727	1747	1802	1807	1814	1829	1842	
Newbury	a	-	-	1517	-	-	-	-	-	-	-	-	-	-	-	1716	-	-	-	-	-	-	-	-	
Didcot Parkway	a	-	1506	-	-	1527	-	1606	-	1627	1637	-	-	-	-	1727	1737	-	-	-	-	1827	1838	1901	
Swindon	a	-	1522	-	1535	-	-	1622	1635	-	1653	-	1718	-	1735	-	1753	-	1819	1835	-	1853	-	-	
Oxford	a	-	-	-	-	1543	-	-	-	1644	-	-	-	-	-	1744	-	-	-	-	-	1843	-	1919	
Train continues to		PNZ	BRI	EXD	SWA	GMV	PLY	TAU	SWA	HFD	BRI	PNZ	EXD	PLY	SWA	GMV	BRI	PNZ	WSM	SWA	GMV	PLY	PNZ	PNZ	

Facilities	●	●	●	●	●	●	●	●	●	●	●	●	●	●	●	●	●	●	●	●	●	●	●	●	●
London Paddington e	⑥ d	1817	1833	1835	1838	1903	1914	1921	1935	1938	2003	2018	2035	2038	2103	2120	2130	2133	2146	2235	2304	2335	2354		
Reading	⑦ a	1847	1859	1904	1908	1926	1941	1950	2003	2006	2032	2041	2105	2107	2126	2143	2200	2203	2213	2313	2336	0016	0053		
Newbury	a	-	1914	-	-	-	-	-	-	-	-	-	-	-	-	-	-	-	-	-	-	-	-	-	
Didcot Parkway	a	1907	-	-	1927	-	2001	2007	2021	2027	-	2107	2122	2127	-	2157	2214	2221	2226	2330s	2353s	0034s	-		
Swindon	a	1923	-	1934	-	-	-	2023	2038	-	-	2123	2140	-	-	-	2229	2238	-	2347s	0012s	0052s	-		
Oxford	a	-	-	-	1944	-	2016	-	-	2045	-	-	-	2143	-	2213	-	2242	-	-	-	-	-	-	
Train continues to		WSM	PLY	BPW	HFD	PLY	-	BRI	SWA	GMV	PLY	WSM	SWA	WOS	EXD	-	BRI	SWA	WOS	BPW	BRI	BRI	-	-	

**Changes to our timetables**

The times shown in this timetable are a guide to our services. Train times may change late at night or at weekends to allow maintenance work to be done. Times may also change at short notice as a result of the Covid-19 pandemic. You should always confirm your train times online, less than 24 hours prior to travelling: [GWR.com/Check](https://www.gwr.com/Check)

**Travelling after midnight?**

Additional services may be found at the start of the timetable



OXFORD, SWINDON, DIDCOT PARKWAY, NEWBURY AND READING TO LONDON PADDINGTON (FAST TRAINS)

SATURDAYS

Facilities	f	■	■	f	f	■	■	■	■	■	f	■	f	■	■	■	■	■	f	■	■	■	■	■	■	■
Oxford	d	.	0011	.	.	.	0550	.	.	0632	.	.	.	0702	.	.	0732	.	.	0802	.	.	.	.	0832	
Swindon	d	.	.	.	.	.	0611	0619	.	.	0641	.	.	0711	0720	.	0741	.	.	0801	0811	0821	.	.	.	
Didcot Parkway	d	.	0024	.	.	.	0604	0628	0636	.	.	0658	.	.	0727	.	0756	.	.	0817	0827	.	.	.	.	
Newbury	d	.	.	.	.	.	.	.	.	0623	.	.	0649	.	.	.	.	.	0752	.	.	.	.	.	.	
Reading	⑦ d	0018	0043	0115	0413	0454	0620	0642	0650	0656	0659	0712	0717	0726	0742	0747	0756	0812	0820	0826	0835	0843	0848	0857		
London Paddington	ⓐ	0117	0120	0201	0504	0540	0649	0707	0714	0724	0729	0737	0743	0754	0806	0812	0824	0837	0844	0853	0859	0906	0912	0924		
Facilities	■	■	■	■	■	■	■	■	■	■	■	■	■	■	■	■	■	■	■	■	■	■	■	■	■	
Oxford	d	.	.	.	0902	.	.	.	.	0932	.	.	0948	.	1002	.	1032	.	.	1100	.	.	.	.		
Swindon	d	.	0840	.	0904	0912	.	0920	.	0940	.	.	0957	.	1026	.	1056	.	.	1104	1111	.	.	.		
Didcot Parkway	d	.	0856	.	0920	0927	.	.	.	0957	.	.	1026	.	1056	.	1104	1111	.	1121	1126	.	.	.		
Newbury	d	0848	.	0857	.	.	0926	.	.	0952	.	.	1026	.	1056	.	1104	1111	.	1121	1126	.	.	.		
Reading	⑦ d	0905	0911	0925	0927	0935	0943	0945	0948	0956	1005	1012	1015	1024	1027	1042	1048	1056	1105	1112	1124	1127	1135	1142		
London Paddington	ⓐ	0929	0936	0952	0954	0959	1006	1008	1012	1024	1029	1035	1039	1052	1054	1108	1111	1124	1129	1137	1151	1153	1159	1207		
Facilities	■	■	■	■	■	■	■	■	■	■	■	■	■	■	■	■	■	■	■	■	■	■	■	■	■	
Oxford	d	.	.	1132	.	.	1202	.	.	1232	.	.	1302	.	1332	.	1362	.	.	1431	.	.	.	.		
Swindon	d	.	1123	.	1141	.	1204	1211	1221	.	.	1241	.	1302	1310	.	1321	.	.	1341	.	.	.	.		
Didcot Parkway	d	.	1123	.	1141	.	1204	1211	1221	.	.	1241	.	1302	1310	.	1321	.	.	1341	.	.	.	.		
Newbury	d	1126	.	.	.	1152	.	.	.	1252	.	.	1327	.	1352	.	1427	.	.	1452	.	.	.	.		
Reading	⑦ d	1145	1150	1157	1205	1212	1224	1227	1235	1242	1248	1257	1305	1312	1325	1328	1335	1342	1345	1348	1356	1405	1412	1424		
London Paddington	ⓐ	1209	1213	1224	1229	1237	1252	1254	1259	1306	1312	1324	1329	1337	1353	1355	1359	1407	1409	1411	1424	1429	1437	1450		
Facilities	■	■	■	■	■	■	■	■	■	■	■	■	■	■	■	■	■	■	■	■	■	■	■	■	■	
Oxford	d	1402	.	.	1431	.	.	.	1502	.	.	1531	.	1602	.	1632	.	.	1702	.	.	.	.	.		
Swindon	d	.	1404	1411	1421	.	1441	.	1502	1511	.	1521	.	1541	.	1611	1621	.	1641	.	.	.	.	.		
Didcot Parkway	d	.	1420	1426	.	.	1456	.	1518	1526	.	.	1556	.	1626	.	1656	.	1726	.	.	.	.	.		
Newbury	d	.	.	.	.	.	1452	.	1526	.	.	1552	.	1626	.	1656	.	1726	.	1756	.	.	.	.		
Reading	⑦ d	1427	1435	1442	1448	1456	1505	1512	1524	1527	1535	1543	1546	1548	1558	1605	1612	1624	1628	1642	1648	1656	1705	1712		
London Paddington	ⓐ	1453	1459	1507	1513	1523	1529	1537	1553	1554	1559	1608	1610	1612	1624	1629	1635	1652	1655	1707	1712	1722	1729	1737		
Facilities	f	■	■	■	■	■	■	■	■	■	■	■	■	■	■	■	■	■	■	■	■	■	■	■	■	
Oxford	d	.	1702	.	.	.	1732	.	.	1802	.	.	1832	.	1902	.	1932	.	.	2002	.	.	.	.		
Swindon	d	.	.	1704	1711	.	1721	.	1741	.	1804	1811	1821	.	1841	.	1911	1921	.	1941	.	.	.	.		
Didcot Parkway	d	.	.	1720	1726	.	.	1756	.	1820	1826	.	.	1856	.	1926	.	1956	.	2026	.	.	.	.		
Newbury	d	1652	.	.	1727	.	.	1752	.	.	.	.	.	.	.	.	.	1946	.	2016	.	.	.	.		
Reading	⑦ d	1724	1727	1735	1742	1745	1748	1756	1805	1812	1825	1828	1835	1842	1850	1856	1905	1912	1926	1942	1948	1956	2003	2012		
London Paddington	ⓐ	1752	1754	1758	1807	1809	1811	1824	1829	1837	1854	1856	1859	1906	1914	1924	1929	1937	1953	2007	2011	2024	2026	2035		
Notes														A	B											
Facilities	f	■	■	■	■	■	■	■	■	■	■	■	■	■	■	■	■	■	■	■	■	■	■	■	■	
Oxford	d	.	2002	.	.	2032	.	.	2102	.	.	2132	.	2200	2200	.	2236	.	.	2306	.	.	.	.		
Swindon	d	.	.	2004	2021	.	2041	.	.	2104	2120	.	2140	.	2206	.	2241	2322	.	2392	.	.	.	.		
Didcot Parkway	d	.	.	2021	.	.	2056	.	.	2120	2137	.	2156	2217	2217	2223	2250	2258	2339	.	.	.	.	.		
Newbury	d	1952	.	.	.	.	.	.	2101	.	.	.	.	.	.	.	.	.	.	.	.	.	.	.		
Reading	⑦ d	2019	2027	2035	2048	2056	2112	2116	2126	2132	2135	2151	2156	2211g	2234	2234	2239	2306	2313	2354	.	.	.	.		
London Paddington	ⓐ	2044	2054	2059	2111	2122	2136	2139	2154	2157	2200	2215	2224	2239	2310ae	2312ae	2304	2339	2341	0030	.	.	.	.		

**Changes to our timetables**

The times shown in this timetable are a guide to our services. Train times may change late at night or at weekends to allow maintenance work to be done. Times may also change at short notice as a result of the Covid-19 pandemic. You should always confirm your train times online, less than 24 hours prior to travelling: [GWR.com/Check](http://GWR.com/Check)

**Travelling after midnight?**

Additional services may be found at the start of the timetable

OXFORD, SWINDON, DIDCOT PARKWAY, NEWBURY AND READING TO LONDON PADDINGTON (FAST TRAINS)

SUNDAYS UNTIL 24 OCTOBER

Facilities		f	■	■	■	■	■	■	■	■	■	■	■	■	■	■	■	■	■	■	■	■	■	■	■	■	■
Oxford	d	.	.	.	.	1030	.	.	1130	.	.	1230	.	.	1330	.	.	.	.	.	1330	.	.	.	.	.	.
Swindon	d	.	0859	1001	.	1027	.	1045	1119	.	1140	1201	1219	.	.	1239	.	.	1310	1319	.	.	1340	1420	.	.	
Didcot Parkway	d	.	0916	.	.	1042	1101	.	.	1141	1156	1219	.	.	1241	1257	.	.	1327	.	.	1340	1356	.	.	.	
Newbury	d	.	.	.	1026	.	.	.	.	.	.	.	.	.	.	.	1310	.	.	.	.	.	.	.	.	.	
Reading	7 d	0810	0929	1029	1041	1054	1100	1116	1150	1158	1200	1211	1233	1246	1255	1300	1310	1325	1342	1346	1358	1400	1413	1449	.	.	
London Paddington	6 a	0855	0953	1052	1111	1121	1129	1139	1214	1224	1229	1238	1259	1309	1322	1330	1337	1353	1406	1416	1424	1428	1436	1516	.	.	
Facilities		■	■	■	■	■	■	■	■	■	■	■	■	■	■	■	■	■	■	■	■	■	■	■	■	■	■
Oxford	d	.	1430	.	.	.	1530	.	.	.	1630	.	.	.	.	1730	.	.	.	.	.	.	.	.	.	.	
Swindon	d	.	.	1440	1511	1520	.	.	1538	1621	.	1641	.	.	1711	1719	.	.	1741	1810	1819	.	.	1839	.	.	
Didcot Parkway	d	.	1443	1456	1527	.	.	1540	1556	.	.	1641	1657	.	.	1727	.	.	1741	.	1827	.	.	1842	.	.	
Newbury	d	.	.	.	.	.	.	.	.	.	.	.	.	1722	.	.	.	.	.	.	.	.	.	.	.	.	
Reading	7 d	1457	1500	1511	1543	1550	1558	1559	1610	1650	1659	1700	1712	1740	1745	1750	1754	1800	1814	1840	1846	1858	1859	1911	.	.	
London Paddington	6 a	1524	1528	1540	1610	1615	1624	1628	1639	1714	1727	1729	1738	1808	1810	1815	1820	1829	1837	1906	1909	1924	1929	1939	.	.	
Facilities		■	■	■	■	■	■	■	■	■	■	■	■	■	■	■	■	■	■	■	■	■	■	■	■	■	■
Oxford	d	.	.	.	.	1930	.	.	.	.	2030	.	.	2130	.	.	.	.	2220	.	.	.	.	.	.	.	
Swindon	d	.	1911	1923	.	.	.	2019	.	.	2039	2119	.	2139	.	.	2219	.	.	.	.	.	.	2304	.	.	
Didcot Parkway	d	.	1927	.	.	1944	.	.	2036	.	2043	2059	2135	2145	2156	.	.	2236	.	2239	2321	.	.	.	.	.	
Newbury	d	1925	.	.	.	.	.	.	.	.	.	.	.	.	.	.	.	2234	.	.	.	.	.	.	.	.	
Reading	7 d	1942	1945	1950	1958	2001	2040	2050	2058	2059	2113	2150	2200	2210	2212	2250	2251	2254	2337	.	.	.	.	.	.	.	
London Paddington	6 a	2007	2009	2014	2024	2029	2107	2114	2123	2129	2139	2213	2230	2239	2240	2329	2335	2346	0013	.	.	.	.	.	.	.	

SUNDAYS FROM 31 OCTOBER

Facilities		f	■	■	■	■	■	■	■	■	■	■	■	■	■	■	■	■	■	■	■	■	■	■	■	■	■
Oxford	d	.	.	.	.	1030	.	.	1130	.	.	1230	.	.	1330	.	.	.	.	1330	.	.	.	.	.	.	.
Swindon	d	.	0859	1001	.	1027	.	1044	1118	.	1140	1201	1218	.	.	1239	.	.	1310	1318	.	.	1340	1418	.	.	
Didcot Parkway	d	.	0916	.	.	1042	.	.	1141	1156	1219	.	.	1241	1257	.	.	1327	.	.	1340	1356	.	.	.	.	
Newbury	d	.	.	.	1026	.	.	.	.	.	.	.	.	.	.	.	1311	.	.	.	.	.	.	.	.	.	
Reading	7 d	0810	0933	1029	1042	1058	1100	1112	1145	1158	1159	1211	1237	1245	1255	1300	1310	1328	1340	1345	1356	1358	1411	1445	.	.	
London Paddington	6 a	0857	0959	1055	1109	1124	1129	1139	1214	1227	1229	1240	1307	1316	1326	1330	1336	1358	1411	1414	1431ae	1429	1440	1511	.	.	
Facilities		■	■	■	■	■	■	■	■	■	■	■	■	■	■	■	■	■	■	■	■	■	■	■	■	■	■
Oxford	d	.	1430	.	.	.	1530	.	.	.	1630	.	.	.	.	1730	.	.	.	.	.	.	.	.	.	.	
Swindon	d	.	.	1440	1511	1518	.	.	1538	1618	.	1640	.	.	1711	1715	.	.	1741	1810	1818	.	.	1839	.	.	
Didcot Parkway	d	.	1443	1456	1527	.	.	1540	1556	.	.	1641	1656	.	.	1727	.	.	1741	.	1827	.	.	1841	.	.	
Newbury	d	.	.	.	.	.	.	.	.	.	.	.	.	1722	.	.	.	.	.	.	.	.	.	.	.	.	
Reading	7 d	1457	1459	1511	1542	1545	1555	1558	1609	1645	1659	1700	1711	1740	1743	1745	1757	1759	1809	1840	1845	1856	1858	1907	.	.	
London Paddington	6 a	1527	1531	1540	1613	1614	1629ae	1626	1635	1714	1726	1731	1740	1809	1812	1814	1824	1829	1834	1909	1911	1929ae	1924	1936	.	.	
Facilities		■	■	■	■	■	■	■	■	■	■	■	■	■	■	■	■	■	■	■	■	■	■	■	■	■	■
Oxford	d	.	.	.	.	1930	.	.	.	.	2030	.	.	2131	.	.	.	.	2220	.	.	.	.	.	.	.	
Swindon	d	.	1911	1917	.	.	.	2014	.	.	2039	2114	.	2139	.	.	2213	.	.	.	.	.	.	2304	.	.	
Didcot Parkway	d	.	1927	.	1943	.	.	2030	2043	.	2059	2130	2145	2157	.	.	2230	.	2239	2321	.	.	.	.	.	.	
Newbury	d	1922	.	.	.	.	.	.	.	.	.	.	.	.	.	.	.	2235	.	.	.	.	.	.	.	.	
Reading	7 d	1940	1943	1945	1957	1958	2040	2045	2057	2058	2113	2145	2200	2210	2212	2244	2251	2255	2337	.	.	.	.	.	.	.	
London Paddington	6 a	2009	2014	2016	2029ae	2026	2108	2114	2131ae	2129	2140	2208	2231	2240	2241	2317	2330	2346	0013	.	.	.	.	.	.	.	

**Changes to our timetables**  
 The times shown in this timetable are a guide to our services. Train times may change late at night or at weekends to allow maintenance work to be done. Times may also change at short notice as a result of the Covid-19 pandemic. You should always confirm your train times online, less than 24 hours prior to travelling: [GWR.com/Check](https://www.gwr.com/Check)

**Travelling after midnight?**  
 Additional services may be found at the start of the timetable