



Great
Western
Railway



Bristol Temple Meads

Bedminster

Parson Street

Nailsea & Backwell

Yatton

Worle

Weston Milton

Weston-super-Mare

Highbridge & Burnham

Bridgwater

Taunton

B4

Train times

12 December 2021 to
14 May 2022

Check before you travel.

Download our **app** or visit **GWR.com/Check**

This timetable shows trains from Bristol to Weston-super-Mare and Taunton.


Changes to published times
Improvement works may affect services, especially at weekends. Services may also be different on public holidays. Always check your journey before you leave at GWR.com/check

Replacement buses
Animals*, non-folding bikes, and large items of luggage can't be carried on our buses.
*Assistance dogs can be carried.

Penalty Fares
If you don't have a valid ticket you may have to pay a Penalty Fare.
Find out more at GWR.com/revenueprotection

National Rail
Find out more about train times and fares.
Call **03457 48 49 50*** (24 hours, calls may be recorded) or go to nationalrail.co.uk
You can also find the National Rail Conditions of Travel here.

PlusBus
An add-on ticket which gives you discounted bus travel to and from many of our stations. Find out more at plusbus.info

Bags and Luggage
You can bring up to 3 pieces of luggage, with a maximum size of 30 x 70 x 90cm. Small and medium sized bags can be stored under your seats or in the overhead racks. Large items can be stored in the dedicated luggage areas. Surfboards can't be taken on our IET trains. Look for GWR trains shown with a  symbol in our timetables.

Bikes
You must reserve a bike space on many of our services. These are shown in our timetables. Space is limited, so we have a strict first-come, first-served policy. Book a space at your nearest staffed station, through our Customer Support team, or when you buy your ticket online at GWR.com


Short platforms
Some stations have short platforms. In some cases, you can only join or leave the train from certain carriages. Please listen for announcements.

Free Wi-Fi and plug sockets are available on most of our trains.

Delay Repay
You are entitled to compensation if your journey has been delayed for 15 minutes or more. Find out more at GWR.com/DelayRepay

Great Western Railway Customer Panel
Our panel is set up for you to tell us your thoughts and give us feedback on how we are doing. Find out more at GWR.com/Panel

Transport Focus
The UK's independent watchdog for passengers and road users. Call **0300 123 2350*** or find out more at transportfocus.org.uk

Seat reservations on GWR services
 (Shown on our Intercity Express Trains, and some long distance regional trains)
Reservations are recommended on many of our trains. When you try and buy a ticket, we will allocate you a seat if one is available. We leave some space for those with walk-up tickets, or who may have been disrupted.

If you buy a ticket on the day of travel, we may allocate you a space instead of a specific seat. Sit in any unreserved seat in your class of travel, following any current social distancing rules as best you can.

Our seat guarantee
If you have a reservation on a GWR service and have to stand, you are entitled to compensation. Find out more at GWR.com


* Standard network charges apply. Calls from mobiles may be higher.
All information correct at time of publication. Errors and omissions excepted.
Download the most up-to-date version at GWR.com/timetables

Passenger Assist
You can arrange help, check station accessibility, buy a ticket and reserve a seat by calling us on Freephone **0800 197 1329** or by text relay **18001 0800 197 1329** (open 0600 to 2300, 7 days a week, except Christmas Day).
You may book assistance by completing the online booking form available on our website.









































































Station accessibility
All of our stations are classified for their level of accessibility:
Category A: This station has step-free access to all platforms
Category B: This station has a degree of step-free access to the platform, which may be in both directions or in one direction only. Check details on our website
Category C: This station does not have step-free access to any platform

Full details can be found at GWR.com/PassengerAssist










Operator
GW Great Western Railway
NR Network Rail
TW Transport for Wales
For full details of accessibility at any station, check nationalrail.co.uk

 * Planned to be installed in 2022

Large print timetables are available for our partially sighted customers.
Call **03457 000 125*** or email GWR.Feedback@GWR.com
* Standard network charges apply. Calls from mobiles may be higher.

Station	CRS	Operator	Access Category	Ticket office hours			Ticket machine	Toilets	Car Park	Bike Rack
				Weekdays	Saturdays	Sundays				
Bath Spa	BTH	GW	A	0530 - 2000	0600 - 2030	0745 - 2030				
Bedminster	BMT	GW	B	Unstaffed	Unstaffed	Unstaffed				
Bridgwater	BWT	GW	B	0630 - 1415	0630 - 1415	Closed				
Bristol Parkway	BPW	GW	A	0540 - 2000	0650 - 1800	0830 - 1900				
Bristol Temple Meads	BRI	NR	A	0530 - 2130	0530 - 2130	0645 - 2130				
Cardiff Central	CDF	TW	A	0630 - 1930	0630 - 1930	0630 - 1930				
Exeter St Davids	EXD	GW	A	0545 - 2040	0615 - 2000	0730 - 2040				
Filton Abbey Wood	FIT	GW	B	1615 - 1915	Closed	Closed				
Highbridge & Burnham	HIG	GW	B	Unstaffed	Unstaffed	Unstaffed				
London Paddington	PAD	NR	A	24 hrs	24 hrs	24 hrs				
Nailsea & Backwell	NLS	GW	B	0630 - 0945	Closed	Closed				
Newport	NWP	TW	A	0545 - 2000	0630 - 2030	0800 - 1945				
Parson Street	PSN	GW	C	Unstaffed	Unstaffed	Unstaffed				
Patchway	PWY	GW	A	Unstaffed	Unstaffed	Unstaffed				
Severn Tunnel Junction	STJ	TW	B	0630 - 1030	Closed	Closed				
Taunton	TAU	GW	A	0450 - 0100	0610 - 2000	0810 - 2000				
Tiverton Parkway	TVP	GW	B	0605 - 2140	0605 - 2140	0810 - 2210				
Weston Milton	WNM	GW	B	Unstaffed	Unstaffed	Unstaffed				
Weston-super-Mare	WSM	GW	B	0610 - 1745	0610 - 1745	1020 - 1820				
Worle	WOR	GW	B	0600 - 0930	Unstaffed	Unstaffed				
Yatton	YAT	GW	B	0630 - 1230	0700 - 1200	Closed				

NOTES AND SYMBOLS

- Bold** Through service
- Light** Connecting service
- Green** Runs on certain days only, or has differences at some stations. Please check notes for details
- GW** Great Western Railway
- XC** CrossCountry
-  Minimum time, in minutes, you need to allow between connecting services (this is only shown at stations where this differs from the standard 5 minute allowance)
-  Interchange with London Underground
-  PlusBus available. For more details, visit plusbus.info
-  SuperFast service. Train makes fewer stops than normal. Check before you board to ensure that it stops at your destination. Bike reservations are compulsory. First Class accommodation, seat reservations, Wi-Fi and power points are available
-  Bike reservations are compulsory. First Class accommodation, seat reservations, Wi-Fi and power points are available
-  Seat reservations recommended
-  A trolley service of drinks and snacks is available for all or part of the journey
-  Continued in a later column
-  Continued from an earlier column
- a** Arrival time
- d** Departure time
- p** Previous night
- s** Stops to set down passengers only

- c** Until 27 March departs 2 minutes later
- e** On Fridays, arrives Severn Tunnel Junction at 2254, Newport at 2306 and Cardiff Central at 2320
- MO** Mondays only
- A** Train continues to Plymouth on Fridays and on Mondays to Thursdays from 21 March
- ABD** Aberdeen
- BHM** Birmingham New Street
- CFN** Clifton Down
- DBY** Derby
- EDB** Edinburgh
- EXM** Exmouth
- GCR** Gloucester
- GLC** Glasgow Central
- LDS** Leeds
- NCL** Newcastle
- PGN** Paignton
- PLY** Plymouth
- PNZ** Penzance
- YRK** York

BRISTOL TO WESTON-SUPER-MARE AND TAUNTON

MONDAYS TO FRIDAYS

Operator Facilities GW GW GW GW XC GW GW GW GW GW XC GW GW XC GW GW XC GW GW XC GW GW GW GW XC GW GW
Cardiff Central d 0800 0900 1000 1100 1200
Newport d 0814 0914 1014 1114 1214
Severn Tunnel Junction d 0824 0924 1025 1125 1224
Patchway d 0840 0938 1039 1137 1239
London Paddington e 1051 1057 1103 1110 1200
Bath Spa d 0734 0810 0827 0929 1022 1222
Bristol Parkway d 0738 0814 0845 0945 1043 1143 1243
Filton Abbey Wood d 0631 0644 0846 0946 1046 1146 1246
Severn Beach d 0631 0644 0846 0946 1046 1146 1246
Avonmouth d 0644 0846 0946 1046 1146 1246
Bristol Temple Meads 1050 0525 0540 0605 0640 0650 0703 0719 0749 0752 0812 0827 0845 0856 0926 0945 0956 1025 1045 1055 1125 1155 1225 1245 1256 1325
Bedminster d 0707 0722 0755 0830 0929 1028 1128 1228 1328
Parson Street d 0710 0725 0758 0833 0932 1031 1131 1231 1331
Nailsea & Backwell d 0511 0615 0716 0733 0806 0841 0905 0940 1006 1039 1104 1139 1204 1239 1305 1339
Yatton d 0517 0553 0621 0722 0739 0811 0846 0911 0946 1012 1045 1110 1145 1210 1245 1311 1345
Worle d 0523 0627 0727 0745 0817 0852 0917 0952 1018 1051 1116 1151 1216 1251 1317 1351
Weston Milton d 0528 0733 0750 0822 0857 0956 1055 1155 1256 1355
Weston-super-Mare a 0531 0544 0634 0707 0736 0753 0826 0901 0924 1000 1024 1100 1122 1200 1222 1300 1323 1400
Weston-super-Mare d 0534 0545 0709 0737 0827 0827 0929 1026 1126 1224 1325
Highbridge & Burnham d 0544 0556 0719 0748 0838 0939 1036 1136 1234 1335
Bridgwater d 0551 0604 0611 0726 0755 0815 0845 0946 1043 1144 1242 1342
Taunton a 0604 0616 0620 0710 0735 0806 0824 0842 0856 0917 0956 1016 1052 1129 1155 1251 1316 1352
Tiverton Parkway a 0634 0722 0748 0837 0854 0929 1008 1029 1106 1141 1306 1329
Exeter St Davids a 0644 0650 0737 0804 0852 0909 0923 0945 1023 1044 1122 1157 1322 1344
Train continues to EXM PNZ PLY PNZ PGN PNZ PLY PNZ PLY PNZ PLY

Operator Facilities XC GW GW GW XC GW GW GW XC GW GW XC GW GW XC GW GW GW XC GW GW XC GW GW GW XC GW GW GW
Cardiff Central d 1300 1400 1500 1600 1700 1800 1900 2000
Newport d 1314 1415 1514 1614 1714 1814 1914 2014
Severn Tunnel Junction d 1324 1425 1525 1625 1724 1824 1924 2025
Patchway d 1338 1440 1536 1638 1735 1836 1936 2037
London Paddington e 1432 1532 1633 1732 1834 1934 2034
Bath Spa d 1554 1655 1758 1853 1956
Bristol Parkway d 1321 1521 1622 1722 1823 1923 2024
Filton Abbey Wood d 1343 1444 1541 1642 1741 1843 1941 2042
Severn Beach d 1446 1546 1646 1746 1846
Avonmouth d 1346 1446 1546 1646 1746 1846
Bristol Temple Meads 1345 1355 1425 1455 1525 1545 1551 1613 1625 1645 1652 1712 1715 1726 1745 1753 1815 1825 1847 1855 1910 1925 1949 1953 2012 2058
Bedminster d 1428 1528 1628 1729 1828 1928 2010
Parson Street d 1431 1531 1631 1732 1800 1831 1902 1931 1959 2104
Nailsea & Backwell d 1405 1439 1504 1539 1605 1623 1639 1706 1725 1740 1807 1825 1839 1909 1920 1939 2006 2022 2111
Yatton d 1411 1445 1510 1545 1611 1628 1645 1712 1730 1746 1813 1830 1845 1915 1925 1945 2012 2027 2117
Worle d 1416 1451 1516 1551 1617 1634 1651 1718 1736 1752 1819 1836 1851 1921 1931 1951 2018 2033 2123
Weston Milton d 1455 1555 1621 1655 1723 1756 1824 1855 1927 1936 1955 2022 2038 2127
Weston-super-Mare a 1423 1500 1522 1600 1625 1640 1700 1726 1742 1801 1827 1842 1900 1930 1939 2000 2025 2042 2131
Weston-super-Mare d 1428 1525 1627 1730 1730 1829 1843 1932 1945 2029 2137
Highbridge & Burnham d 1438 1535 1637 1740 1839 1854 1942 1956 2039 2147
Bridgwater d 1445 1542 1645 1748 1846 1901 1950 2003 2046 2154
Taunton a 1416 1455 1552 1616 1655 1717 1742 1758 1816 1856 1912 1919 1959 2014 2020 2056 2205
Tiverton Parkway a 1428 1507 1605 1628 1729 1754 1828 1931 2012 2032 2109
Exeter St Davids a 1444 1523 1621 1644 1745 1809 1843 1946 2029 2048 2124
Train continues to PLY PNZ PNZ PLY PNZ PGN PLY PLY PNZ PLY

Operator Notes Facilities GW XC GW GW GW GW A
Cardiff Central d 2127 2324
Newport d 2127 2324
Severn Tunnel Junction d 2127 2324
Patchway d 2127 2324
London Paddington e 1932 2032 2202
Bath Spa d 2053 2153 2324
Bristol Parkway d 2127 2324
Filton Abbey Wood d 2127 2324
Severn Beach d 2127 2324
Avonmouth d 2127 2324
Bristol Temple Meads 2119 2144 2200 2220 2305 2348
Bedminster d 2203 2308
Parson Street d 2206 2311
Nailsea & Backwell d 2129 2214 2230 2319 2357s
Yatton d 2134 2219 2236 2324 0002s
Worle d 2140 2225 2242 2330 0008s
Weston Milton d 2146 2230 2335
Weston-super-Mare a 2150 2234 2248 2339 0015s
Weston-super-Mare d 2239 2340
Highbridge & Burnham d 2250 2351 0026s
Bridgwater d 2258 2358 0033s
Taunton a 2214 2314 0009s 0044s
Tiverton Parkway a 2226 2329 0024s 0057s
Exeter St Davids a 2242 2350 0040 0112s
Train continues to PLY

Travelling to Minehead or Butlins?
Buses of Somerset service 28 provides a regular connecting bus from outside Taunton station.
Find out more at Firstgroup.com/somerset

Changes to our timetables
The times shown in this timetable are a guide to our services. Train times may change late at night or at weekends to allow maintenance work to be done. Times may also change at short notice as a result of the Covid-19 pandemic. You should always confirm your train times online, less than 24 hours prior to travelling: GWR.com/Check

TAUNTON AND WESTON-SUPER-MARE TO BRISTOL

SUNDAYS

Operator	GW	GW	GW	GW	XC	GW	GW	XC	XC	GW	XC	GW	GW	XC	GW	GW	XC	GW	GW	XC	GW	GW	XC	GW	GW	GW		
Facilities	■	■	■	■	■	■	■	■	■	■	■	■	■	■	■	■	■	■	■	■	■	■	■	■	■	■	■	
Exeter St Davids	0759	0944	1027	1052	1127	1135	1155	1227	1327	1351	1452	1527	1542	1555	1651	1727	1732											
Tiverton Parkway	0814	0957	1041	1106	1141	1148	1241	1341	1414	1515	1557	1620	1631	1704	1741	1732												
Taunton	0828	1010	1053	1119	1153	1201	1218	1253	1312	1353	1414	1515	1553	1611	1620	1704	1717	1753	1757	1811	1858							
Bridgwater	0839	1020	1128	1228	1322	1424	1525	1622	1631	1714	1727	1808	1821	1909														
Highbridge & Burnham	0846	1027	1135	1235	1329	1431	1532	1630	1721	1734	1815	1828	1916															
Weston-super-Mare	0857	1036	1145	1244	1338	1440	1541	1640	1730	1743	1825	1839	1926															
Weston-super-Mare	0829	0857	1010	1037	1131	1146	1245	1328	1340	1441	1528	1542	1641	1641	1731	1743	1826	1840	1927									
Weston Milton	0901	1013	1040	1128	1249	1343	1444	1546	1644	1747	1844																	
Worle	0835	0905	1017	1044	1137	1152	1253	1334	1347	1448	1534	1550	1648	1751	1832	1848	1933											
Yatton	0841	0911	1023	1050	1142	1157	1258	1340	1353	1454	1540	1555	1654	1740	1756	1838	1853	1939										
Nailsea & Backwell	0847	0917	1029	1055	1148	1203	1304	1346	1358	1459	1546	1601	1700	1746	1802	1844	1859	1945										
Parson Street	0925	1037	1103	1203	1311	1405	1506	1608	1709	1809	1906																	
Bedminster	0928	1040	1106	1206	1314	1408	1509	1611	1712	1812	1909																	
Bristol Temple Meads	0857	0932	1044	1110	1124	1157	1212	1224	1245	1318	1324	1356	1413	1426	1514	1556	1615	1626	1656	1715	1758	1816	1826	1854	1913	1955		
Avonmouth	1112																											
Severn Beach	1123																											
Filton Abbey Wood	1119			1221	1327	1421	1522	1625	1727	1825																		
Bristol Parkway	1139			1239	1308	1339	1439	1639	1839																			
Bath Spa	0911			1211	1411	1612	1711	1811	1911	2011																		
London Paddington	1036			1336	1537	1735	1837	1938	2039	2136																		
Patchway	1123			1225	1331	1425	1526	1629	1732	1829																		
Severn Tunnel Junction	1133			1235	1341	1436	1536	1639	1743	1839																		
Newport	1145			1245	1352	1447	1547	1650	1755	1850																		
Cardiff Central	1203			1301	1408	1502	1606	1705	1808	1905																		

Train continues to ABD GLC BHM NCL EDB EDB LDS

Operator	XC	GW	XC	GW	GW	GW	GW	GW	GW	
Facilities	■	■	■	■	■	■	■	■	■	
Exeter St Davids	1857	1927	2030	2115						
Tiverton Parkway	1910	1941	2045	2129						
Taunton	1923	1927	1953	2017	2107	2143	2210			
Bridgwater	1936	2026	2118	2220						
Highbridge & Burnham	1943	2033	2125	2227						
Weston-super-Mare	1952	2043	2135	2203	2236					
Weston-super-Mare	1953	2028	2044	2105	2136	2204	2240	2349		
Weston Milton	1956	2048	2139	2243	2352					
Worle	2000	2034	2052	2143	2247	2356				
Yatton	2006	2040	2057	2149	2253	0002				
Nailsea & Backwell	2011	2046	2103	2155	2258	0008				
Parson Street	2018	2110	2203	2305	0016					
Bedminster	2021	2113	2206	2308	0019					
Bristol Temple Meads	1957	2026	2026	2055	2117	2123	2210	2223	2313	0024
Avonmouth										
Severn Beach										
Filton Abbey Wood										
Bristol Parkway		2039								
Bath Spa		2111			2237					
London Paddington		2237			0013					
Patchway										
Severn Tunnel Junction										
Newport										
Cardiff Central										

Train continues to LDS

Travelling to Minehead or Butlins?
 Buses of Somerset service 28 provides a regular connecting bus from outside Taunton station.
 Find out more at Firstgroup.com/somerset

Changes to our timetables
 The times shown in this timetable are a guide to our services. Train times may change late at night or at weekends to allow maintenance work to be done. Times may also change at short notice as a result of the Covid-19 pandemic. You should always confirm your train times online, less than 24 hours prior to travelling: GWR.com/Check