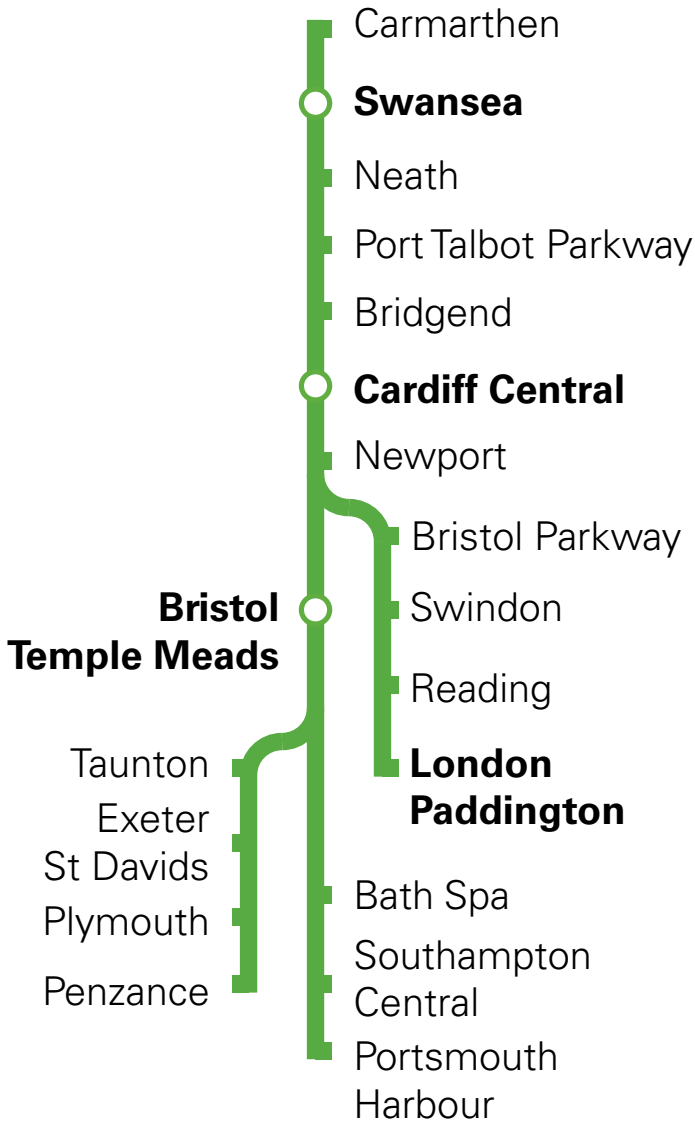




Great
Western
Railway

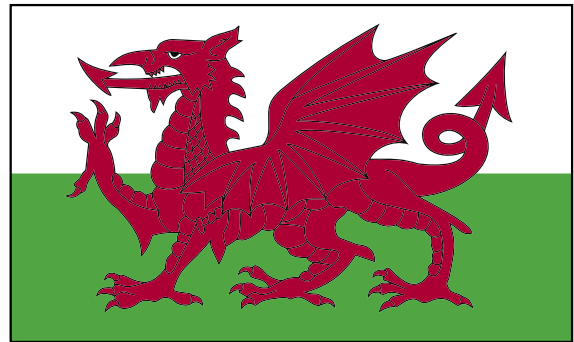


Not all stations shown

CL

Train times

15 May to
10 December 2022



All GWR trains in Wales

Check before you travel.

Download our **app** or visit **GWR.com/Check**

This timetable shows all GWR services running to and from South Wales. All services in this timetable are operated by Great Western Railway.


Changes to published times
Improvement works may affect services, especially at weekends. Services may also be different on public holidays. Always check your journey before you leave at GWR.com/check

Replacement buses
Animals*, non-folding bikes, and large items of luggage can't be carried on our buses.
*Assistance dogs can be carried.

Penalty Fares
If you don't have a valid ticket you may have to pay a Penalty Fare.
Find out more at GWR.com/revenueprotection

National Rail
Find out more about train times and fares.
Call **03457 48 49 50*** (24 hours, calls may be recorded) or go to nationalrail.co.uk
You can also find the National Rail Conditions of Travel here.

PlusBus
An add-on ticket which gives you discounted bus travel to and from many of our stations. Find out more at plusbus.info

Bags and Luggage
You can bring up to 3 pieces of luggage, with a maximum size of 30 x 70 x 90cm. Small and medium sized bags can be stored under your seats or in the overhead racks. Large items can be stored in the dedicated luggage areas. Surfboards can't be taken on our IET trains. Look for GWR trains shown with a  symbol in our timetables.

Bikes
You must reserve a bike space on many of our services. These are shown in our timetables. Space is limited, so we have a strict first-come, first-served policy. Book a space at your nearest staffed station, through our Customer Support team, or when you buy your ticket online at GWR.com


Short platforms
Some stations have short platforms. In some cases, you can only join or leave the train from certain carriages. Please listen for announcements.

Free Wi-Fi and plug sockets are available on most of our trains.

Delay Repay
You are entitled to compensation if your journey has been delayed for 15 minutes or more. Find out more at GWR.com/DelayRepay

Great Western Railway Customer Panel
Our panel is set up for you to tell us your thoughts and give us feedback on how we are doing. Find out more at GWR.com/Panel

Transport Focus
The UK's independent watchdog for passengers and road users. Call **0300 123 2350*** or find out more at transportfocus.org.uk

Seat reservations on GWR services
 (Shown on our Intercity Express Trains, and some long distance regional trains)
Reservations are recommended on many of our trains. When you try and buy a ticket, we will allocate you a seat if one is available. We leave some space for those with walk-up tickets, or who may have been disrupted.

If you buy a ticket on the day of travel, we may allocate you a space instead of a specific seat. Sit in any unreserved seat in your class of travel, following any current social distancing rules as best you can.

Our seat guarantee
If you have a reservation on a GWR service and have to stand, you are entitled to compensation. Find out more at GWR.com

* Standard network charges apply. Calls from mobiles may be higher.
All information correct at time of publication. Errors and omissions excepted.
Download the most up-to-date version at GWR.com/timetables

Passenger Assist

You can arrange help, check station accessibility, buy a ticket and reserve a seat by calling us on Freephone **0800 197 1329** or by text relay **18001 0800 197 1329** (open 0600 to 2300, 7 days a week, except Christmas Day).

You may book assistance by completing the online booking form available on our website.

Station accessibility

All of our stations are classified for their level of accessibility:

- Category A:** This station has step-free access to all platforms
- Category B:** This station has a degree of step-free access to the platform, which may be in both directions or in one direction only. Check details on our website
- Category C:** This station does not have step-free access to any platform

Full details can be found at GWR.com/PassengerAssist

Operator

- GW Great Western Railway
- NR Network Rail
- SW South Western Railway
- TW Transport for Wales

For details of accessibility at stations not operated by GWR or Network Rail, check nationalrail.co.uk








Large print timetables are available for our partially sighted customers.

Call **03457 000 125*** or email GWR.Feedback@GWR.com

* Standard network charges apply. Calls from mobiles may be higher.

Station	CRS	Operator	Access Category	Ticket office hours			Ticket machine	Toilets	Car Park	Bike Rack
				Weekdays	Saturdays	Sundays				
Bath Spa	BTH	GW	A	0530-2000	0600-2030	0745-2030	●	♿	●	●
Bridgend	BGN	TW	A	0545-1900	0700-1900	0740-1915	●	●	●	●
Bristol Parkway	BPW	GW	A	0540-2000	0650-1800	0830-1900	●	♿	●	●
Bristol Temple Meads	BRI	NR	A	0530-2130	0530-2130	0645-2130	●	♿	●	●
Cardiff Central	CDF	TW	A	0630-1930	0630-1930	0630-1930	●	♿	●	●
Carmarthen	CMN	TW	B	0645-1800	0800-1800	1015-1745	●	♿	●	●
Didcot Parkway	DID	GW	A	0600-1940	0630-1940	0800-1940	●	♿	●	●
Exeter St Davids	EXD	GW	A	0545-2040	0615-2000	0730-2040	●	♿	●	●
Ferryside	FYS	TW	B	Unstaffed	Unstaffed	Unstaffed				
Filton Abbey Wood	FIT	GW	B	1615-1915	Closed	Closed	●		●	●
Kidwelly	KWL	TW	B	Unstaffed	Unstaffed	Unstaffed				
Llanelli	LLE	TW	B	0610-1240	0700-1330	Closed	●	●		●
London Paddington	PAD	NR	A	24 hrs	24 hrs	24 hrs	●	♿	●	●
Neath	NTH	TW	B	0530-1830	0530-1845	0920-1650	●	♿	●	●
Newport	NWP	TW	B	0545-2000	0630-2030	0800-1945	●	♿	●	●
Patchway	PWY	GW	A	Unstaffed	Unstaffed	Unstaffed			●	●
Pembrey & Burry Port	PBY	TW	B	0730-1400	0800-1230	Closed		♿	●	●
Pembroke Dock	PMD	TW	B	Unstaffed	Unstaffed	Unstaffed	●		●	●
Penzance	PNZ	GW	A	0605-2010	0615-1810	0845-1730	●	♿	●	●
Pilning	PIL	GW	A	Unstaffed	Unstaffed	Unstaffed			●	
Plymouth	PLY	GW	A	0625-2000	0625-1900	0800-2000	●	♿	●	●
Port Talbot Parkway	PTA	TW	A	0530-1830	0600-1900	1000-1730	●	♿	●	●
Portsmouth Harbour	PMH	SW	B	0550-1900	0630-1900	0800-1900	●	♿		●
Reading	RDG	NR	A	0515-2245	0530-2245	0715-2245	●	♿	●	●
Salisbury	SAL	SW	B	0530-2000	0620-1930	0810-2000	●	♿	●	●
Severn Tunnel Junction	STJ	TW	B	0630-1030	Closed	Closed			●	●
Southampton Central	SOU	SW	A	0540-2045	0600-2045	0630-2045	●	♿	●	●
Swansea	SWA	TW	A	0515-2000	0615-2000	0800-2000	●	♿	●	●
Swindon	SWI	GW	A	0600-2030	0600-2000	0730-2030	●	♿	●	●
Taunton	TAU	GW	A	0450-0100	0610-2000	0810-2000	●	♿	●	●
Tenby	TEN	TW	B	Unstaffed	Unstaffed	Unstaffed	●		●	
Westbury	WSB	GW	A	0650-1700	0740-1340	0830-1700	●	♿	●	●
Weston-super-Mare	WSM	GW	B	0610-1745	0610-1745	1020-1820	●	♿	●	●
Whitland	WTL	TW	B	Unstaffed	Unstaffed	Unstaffed			●	●

NOTES AND SYMBOLS

Bold	Through service
Light	Connecting service
Green	Runs on certain days only, or has differences at some stations. Please check notes for details
	Minimum time, in minutes, you need to allow between connecting services (this is only shown at stations where this differs from the standard 5 minute allowance)
	Interchange with London Underground
	Interchange with ferry services
	Heritage railway connection. Operating days vary
	PlusBus available. For more details, visit plusbus.info
	SuperFast service. Train makes fewer stops than normal. Check before you board to ensure that it stops at your destination. Bike reservations are compulsory. First Class accommodation, seat reservations, Wi-Fi and power points are available
	Bike reservations are compulsory. First Class accommodation, seat reservations, Wi-Fi and power points are available
	Electrostar Train. Wi-Fi and power points are available
	First Class accommodation is available
	Seat reservations recommended
	Pullman fine dining available to First Class ticket holders (also Standard Class ticket holders if space is available). A trolley service of drinks and snacks is also available for all or part of the journey
0815	Pullman fine dining available when boarding at highlighted times
	A trolley service of drinks and snacks is available for all or part of the journey
a	Arrival time
d	Departure time
p	Previous night
c	On Fridays arrives at 2214
e	On Fridays arrives at 2246
f	On Fridays arrives at 2255
g	Calls at this station until 10 September only
h	On Mondays arrives at 0600
j	On Fridays arrives Newport at 2223 and Cardiff Central at 2241
k	On Fridays arrives 1 minute earlier
m	On Fridays arrives 6 minutes earlier
n	On Fridays arrives 12 minutes earlier
q	On Fridays arrives Newport at 2306 and Cardiff Central at 2320
r	On Fridays arrives Newport at 2322 and Cardiff Central at 2337
t	Calls at this station from 17 September only
v	From 17 September departs Plymouth at 1848 and Exeter St Davids at 1955
w	Time shown is at Portsmouth & Southsea
y	From 18 September arrives at 1803
FO	Fridays only
FX	Not Fridays
MX	Not Mondays
A	Also calls at Ferryside 0737 and Kidwelly 0744
B	Also calls at Pilning 8 minutes after Severn Tunnel Junction
C	Also calls at Ferryside 0736 and Kidwelly 0743
D	Also calls at Ferryside 1430 and Kidwelly 1437
E	Also calls at Ferryside 1635 and Kidwelly 1642
F	Also calls at Ferryside 1932 and Kidwelly 1939
G	Also calls at Kidwelly 2132 and Ferryside 2138
H	Runs until 10 September. Also calls at Kidwelly 1007 and Ferryside 1014
J	Until 10 September also calls at Kidwelly 1208 and Ferryside 1215
K	Runs until 10 September
L	Runs until 11 September
M	Runs from 18 September
N	Also calls at Kidwelly 1305 and Ferryside 1312
P	Also calls at Kidwelly 1507 and Ferryside 1514
XC	Service operated by CrossCountry
FRO	Frome
WMN	Warminster

SOUTH WALES TO BRISTOL, PENZANCE, PORTSMOUTH AND LONDON PADDINGTON

Saturdays

Notes		B										C															
Facilities		■	■	■	■	■	■	■	■	■	■	■	■	■	■	■	■	■	■	■	■						
Carmarthen	d	1128g						
Pembrey & Burry Port	d	1148g						
Llanelli	⑦ d	1156g						
Swansea	d	0356	0525	.	0552	0623	.	0644	.	0723	.	0741	.	0822	.	0923	.	1022	.	1124	.	1222					
Neath	d	0408	0537	.	0604	0635	.	0655	.	0735	.	0753	.	0834	.	0935	.	1034	.	1136	.	1234					
Port Talbot Parkway	d	0415	0544	.	0611	0642	.	0703	.	0745	.	0801	.	0841	.	0943	.	1042	.	1144	.	1242					
Bridgend	d	0428	0557	.	0624	0655	.	0716	.	0759	.	0815	.	0854	.	0956	.	1055	.	1157	.	1255					
Cardiff Central	⑦ a	0449	0618	.	0645	0716	.	0737	.	0820	.	0838	.	0915	.	1017	.	1116	.	1218	.	1316					
Cardiff Central	⑦ d	0514	0620	0629	0647	0718	0727	0741	0800	0822	0827	0841	0900	0918	0927	1000	1019	1030	1100	1118	1130	1200	1221	1227	1300	1318	1330
Newport	d	0526	0633	0644	0700	0732	0741	0755	0814	0835	0841	0855	0914	0934	0941	1014	1032	1044	1114	1133	1144	1214	1234	1241	1314	1332	1344
Severn Tunnel Junction	d	.	.	0654	.	.	0751	.	0825	.	0851	.	0924	.	0951	1024	.	1125	.	1225	.	1325	.	1425	.	1525	
Patchway	a	0839	.	.	.	0936	.	.	1036	.	1135	.	1235	.	1335	.	1435	.	1535	
Bristol Parkway	⑦ a	0553	0653	.	0719	0754	.	0819	.	0854	.	0914	.	0955	.	1054	.	1154	.	1254	.	1354	.	1454	.	1554	
Filton Abbey Wood	a	.	.	0709	.	.	0809	.	0843	.	0909	.	0940	.	1009	1040	.	1109	1140	.	1209	1240	.	1303	1340	.	1409
Bristol Temple Meads	⑩ a	.	.	0719	.	.	0817	.	0852	.	0917	.	0950	.	1018	1050	.	1117	1149	.	1216	1249	.	1313	1349	.	1417
Weston-super-Mare	a	0922	.	.	.	1022	.	.	1122	.	.	1222	.	.	1322	.	.	1424	.	.
Taunton	a	0950	.	.	.	1052	.	.	1152	.	.	1252	.	.	1352	.	.	1453	.	.
Exeter St Davids	⑥ a	1018	.	.	.	1122	1330	1523	.	.
Plymouth	a	1132	.	.	.	1231	1440	1632	.	.
Penzance	a	1340	.	.	.	1440	1640	1841	.	.
Bath Spa	⑦ a	.	.	0735	.	.	0834	.	.	0934	.	.	1036	.	.	1134	.	.	1234	.	.	1334	.	.	1434	.	1534
Westbury	a	.	.	0801	.	.	0900	.	.	1002	.	.	1102	.	.	1201	.	.	1300	.	.	1401	.	.	1500	.	1600
Salisbury	a	.	.	0832	.	.	0932	.	.	1032	.	.	1134	.	.	1232	.	.	1332	.	.	1432	.	.	1532	.	1632
Southampton Central	a	.	.	0902	.	.	1003	.	.	1103	.	.	1204	.	.	1303	.	.	1403	.	.	1503	.	.	1603	.	1703
Portsmouth Harbour	Ⓜ a	.	.	0951	.	.	1051	.	.	1151	.	.	1251	.	.	1351	.	.	1451	.	.	1551	.	.	1651	.	1751
Swindon	a	0617	0718	.	0744	0819	.	0843	.	0918	.	0943	.	1019	.	1119	.	1219	.	1319	.	1419	.	1519	.	1619	
Didcot Parkway	Ⓜ a	0634	.	.	0802	.	.	0902	.	.	1002	.	.	1102	.	.	1202	.	.	1302	.	.	1402	.	.	1502	
Reading	⑦ a	0648	0745	.	0816	0846	.	0916	.	0946	.	1017	.	1046	.	1146	.	1246	.	1346	.	1446	.	1546	.	1646	
London Paddington	Ⓜ a	0714	0812	.	0844	0912	.	0942	.	1012	.	1041	.	1111	.	1211	.	1311	.	1411	.	1512	.	1612	.	1712	

Notes		B																									
Facilities		■	■	■	■	■	■	■	■	■	■	■	■	■	■	■	■	■	■	■	■	■	■	■	■	■	■
Carmarthen	d	1635g
Pembrey & Burry Port	d	1655g
Llanelli	⑦ d	1703g	
Swansea	d	.	1324	.	.	1423	.	1526	.	1622	.	1726	.	1822	.	1926	.	2022	.	2126	.	2222	.	2322	.	2422	
Neath	d	.	1336	.	.	1435	.	1538	.	1634	.	1738	.	1834	.	1938	.	2034	.	2138	.	2234	.	2334	.	2434	
Port Talbot Parkway	d	.	1344	.	.	1443	.	1546	.	1642	.	1747	.	1842	.	1946	.	2042	.	2146	.	2242	.	2342	.	2442	
Bridgend	d	.	1356	.	.	1455	.	1558	.	1655	.	1800	.	1855	.	1959	.	2055	.	2159	.	2255	.	2355	.	2455	
Cardiff Central	⑦ a	.	1417	.	.	1517	.	1619	.	1716	.	1821	.	1917	.	2020	.	2116	.	2216	.	2316	.	2416	.	2516	
Cardiff Central	⑦ d	1400	1421	1430	1441	1500	1518	1530	1600	1623	1627	1700	1718	1727	1800	1822	1827	1900	1919	1929	1954	2022	2029	2100	2118	2200	2247
Newport	d	1414	1434	1444	1455	1514	1532	1544	1614	1636	1641	1714	1731	1741	1814	1835	1841	1914	1932	1943	2008	2035	2043	2114	2131	2215	2302
Severn Tunnel Junction	d	1424	.	.	1524	.	1625	.	1625	1725	.	1751	1825	.	1851	1925	.	2019	.	2019	.	2125	.	2235	.	2335	
Patchway	a	1435	.	.	1537	.	1635	.	1736	.	1836	.	1935	.	2031	.	2137	.	2247	.	2347	.	2447	.	2547	.	2647
Bristol Parkway	⑦ a	1440	1454	1516	.	1554	.	1655	.	1753	.	1854	.	1954	.	2054	.	2150	.	2250	.	2350	.	2450	.	2550	
Filton Abbey Wood	a	1440	.	1509	.	1542	.	1609	1640	.	1709	1740	.	1809	1840	.	1909	1940	.	2005	2035	.	2105	2141	.	2251	
Bristol Temple Meads	⑩ a	1450	.	1517	.	1550	.	1617	1649	.	1717	1750	.	1817	1850	.	1917	1950	.	2016	2047	.	2115	2150	.	2301	2341
Weston-super-Mare	a	1522	.	.	1622	.	1722	.	1822	.	1925	.	2024	.	2124	.	2224	.	2324	.	2424	.	2524	.	2624	.	2724
Taunton	a	1551	.	.	1653	.	1753	.	1852	.	1951	.	2055	.	2155	.	2255	.	2355	.	2455	.	2555	.	2655	.	2755
Exeter St Davids	⑥ a	1623	.	.	1723	.	1823	.	1923	.	2019	.	2119	.	2219	.	2326	.	2426	.	2526	.	2626	.	2726	.	2826
Plymouth	a	1731	.	.	1833	.	1933	.	2033	.	2134	.	2234	.	2334	.	2434	.	2534	.	2634	.	2734	.	2834	.	2934
Penzance	a	1940	.	.	2041	.	2141	.	2241	.	2341	.	2441	.	2541	.	2641	.	2741	.	2841	.	2941	.	3041	.	3141
Bath Spa	⑦ a	.	1534	.	.	1634	.	1734	.	1834	.	1934	.	2034	.	2134	.	2234	.	2334	.	2434	.	2534	.	2634	
Westbury	a	.	1601	.	.	1700	.	1801	.	1901	.	2001	.	2101	.	2201	.	2301	.	2401	.	2501	.	2601	.	2701	
Salisbury	a	.	1631	.	.	1732	.	1832	.	1932	.	2032	.	2132	.	2232	.	2332	.	2432	.	2532	.	2632	.	2732	
Southampton Central	a	.	1703	.	.	1803	.	1903	.	2003	.	2103	.	2202	.	2304	.	2404	.	2504	.	2604	.	2704	.	2804	
Portsmouth Harbour	Ⓜ a	.	1751	.	.	1851	.	1951	.	2051	.	2151	.	2250	.	2350	.	2450	.	2550	.	2650	.	2750	.	2850	
Swindon	a	1519	.	1544	.	1619	.	1720	.	1819	.	1919	.	2019	.	2118	.	2218	.	2318	.	2418	.	2518	.	2618	
Didcot Parkway	Ⓜ a	1547	.	1604	.	1646	.	1747	.	1846	.	1946	.	2046	.	2146	.	2246	.	2346	.	2446	.	2546	.	2646	
Reading	⑦ a	1547	.	1619	.	1646	.	1747	.	1846	.	1946	.	2046	.	2146	.	2246	.	2346	.	2446	.	2546	.	2646	
London Paddington	Ⓜ a	1613	.	1644	.	1712	.	1811	.	1913	.	2011	.	2111	.	2216	.	2342	.	2442	.	2542	.	2642	.	2742	

Chwilio am amserlenni yn Gymraeg?
 Ewch i GWR.com/Cymraeg

Travelling to Heathrow Airport?
 RailAir coaches provide a regular connecting coach from Reading station to Heathrow Airport. Through train and coach tickets are available.
 Find out more at Firstgroup.com/railair

Changes to our timetables
 The times shown in this timetable are a guide to our services. Train times may change late at night or at weekends to allow maintenance work to be done. You should always confirm your train times online, less than 24 hours prior to travelling: GWR.com/Check

LONDON PADDINGTON, PORTSMOUTH, PENZANCE AND BRISTOL TO SOUTH WALES

SAVEDAYS

Notes		H										J																			
Facilities		■	■	■	■	■	■	■	■	■	■	■	■	■	■	■	■	■	■	■	■	■	■	■	■	■	■	■	■	■	■
London Paddington	Ⓜ d	2248p					0648				0748				0848				0948			1048				1148			1213	1248	
Reading	Ⓜ d	2318p					0713				0813				0913				1013			1113				1213			1240	1313	
Didcot Parkway	Ⓜ d	2334p																											1256		
Swindon	Ⓜ d	2351p					0740				0841				0940				1040			1140				1240			1319	1340	
Portsmouth Harbour	Ⓜ d										0608				0723				0823			0923				1023					
Southampton Central	Ⓜ d										0657				0810				0910			1010				1110					
Salisbury	Ⓜ d										0730				0842				0942			1042				1142					
Westbury	Ⓜ d										0805				0914				1012			1112				1212					
Bath Spa	Ⓜ d										0834				0940				1038			1138				1240					
Penzance	Ⓜ d														0540				0640									0852			
Plymouth	Ⓜ d														0747				0848									1049			
Exeter St Davids	Ⓜ d						0548								0855				0955			1043				1155					
Taunton	Ⓜ d						0615					0820			0919				1019			1108				1220					
Weston-super-Mare	Ⓜ d						0646				0742			0848	0947			1047			1147				1248						
Bristol Temple Meads	Ⓜ d		0628	0654	0703	0723			0757	0823	0857	0929		0957	1030		1057	1132		1157	1232		1257	1323							
Filton Abbey Wood	Ⓜ d		0636	0706	0712	0731			0806	0832	0907	0941		1007	1040		1107	1141		1207	1241		1307	1331							
Bristol Parkway	Ⓜ d	0015				0724			0804			0905			1005			1104			1204			1304				1343	1404		
Patchway	Ⓜ d		0640				0735				0836			0945			1044			1145			1245			1335					
Severn Tunnel Junction	Ⓜ a		0650	0718		0745			0846			0955			1054			1155			1255			1345							
Newport	Ⓜ a	0034	0701	0729	0744	0756	0825		0830	0858	0924	0931	1006	1024	1031	1106	1124	1131	1207	1224	1231	1307	1323	1330	1356	1403	1423				
Cardiff Central	Ⓜ a	0047	0715	0746	0758	0813	0838		0845	0913	0939	0945	1021	1038	1045	1122	1137	1145	1222	1237	1245	1321	1338	1345	1412	1417	1437				
Cardiff Central	Ⓜ a	0050			0803		0842				0942			1040			1139			1239			1341						1441		
Bridgend	Ⓜ a	0110			0822		0901				1001			1059			1158			1258			1400						1500		
Port Talbot Parkway	Ⓜ a	0135			0835		0914				1013			1111			1210			1310			1412						1512		
Neath	Ⓜ a	0143			0843		0922				1021			1118			1218			1318			1419						1520		
Swansea	Ⓜ a	0155			0855		0934	0939d			1033			1131			1230			1330			1432						1532		
Llanelli	Ⓜ a						0954							1154g																	
Pembrey & Burry Port	Ⓜ a						1000							1201g																	
Carmarthen	Ⓜ a						1028							1229g																	

Notes		K																														
Facilities		■	■	■	■	■	■	■	■	■	■	■	■	■	■	■	■	■	■	■	■	■	■	■	■	■	■	■	■	■	■	
London Paddington	Ⓜ d				1348				1448				1548				1648			1718			1748			1818			1848		1915	1948
Reading	Ⓜ d				1413				1513				1613				1713			1743			1813			1843			1913		1941	2013
Didcot Parkway	Ⓜ d												1657				1757						1857						1955			
Swindon	Ⓜ d				1440				1540				1640			1715			1740			1840			1915			1940		2014	2040	
Portsmouth Harbour	Ⓜ d		1123			1223			1323			1423				1523				1623				1723				1823				
Southampton Central	Ⓜ d		1210			1310			1410			1510				1610				1710				1810				1910				
Salisbury	Ⓜ d		1242			1342			1442			1541				1642				1742				1842				1942				
Westbury	Ⓜ d		1312			1412			1512			1612				1712				1812				1912				2012				
Bath Spa	Ⓜ d		1338			1438			1538			1638				1738				1838				1939				2040				
Penzance	Ⓜ d						1050t							1250				1350														
Plymouth	Ⓜ d						1250t						1448				1548															
Exeter St Davids	Ⓜ d						1353t				1454g			1556				1655														
Taunton	Ⓜ d			1320			1420				1520			1620				1720					1820									
Weston-super-Mare	Ⓜ d			1347			1448				1547			1648				1747					1848									
Bristol Temple Meads	Ⓜ d		1357	1432		1457	1532		1557	1622		1657	1732		1757	1832		1857	1928		1957								2057			
Filton Abbey Wood	Ⓜ d		1407	1441		1507	1541		1607	1629		1706	1741		1807	1841		1907	1942		2006								2106			
Bristol Parkway	Ⓜ d				1504				1604			1704		1739		1804		1838		1904		1940			2004			2039	2104			
Patchway	Ⓜ d			1444			1545				1633			1745			1845			1947												
Severn Tunnel Junction	Ⓜ a			1454			1556				1643		1720		1755		1820		1855		1920		1957		2020				2120			
Newport	Ⓜ a		1430	1507	1526	1531	1607	1624	1631	1700	1723	1732	1759	1806	1823	1832	1900	1906	1923	1932	1959	2013	2023	2031	2058	2123	2131					
Cardiff Central	Ⓜ a		1445	1527	1541	1545	1621	1637	1645	1720	1738	1746	1813	1821	1837	1846	1914	1921	1940	1947	2013	2028	2039	2045	2111	2138	2145					
Cardiff Central	Ⓜ a				1544				1641			1739			1840		1919		1942		2015		2040		2113	2140						
Bridgend	Ⓜ a				1605				1700			1758			1859		1938		2001		2034		2059		2132	2159						
Port Talbot Parkway	Ⓜ a				1619				1712			1810			1911		1950		2013		2046		2111		2144	2211						
Neath	Ⓜ a				1627				1719			1818			1919		1958		2020		2053		2119		2152	2219						
Swansea	Ⓜ a	1540d			1640				1734			1830			1932		2012		2033		2106		2131		2204	2231						
Llanelli	Ⓜ a	1555														2040																
Pembrey & Burry Port	Ⓜ a	1601														2047																
Carmarthen	Ⓜ a	1624														2109																

Facilities		■	■	■	■
London Paddington	Ⓜ d		2048		
Reading	Ⓜ d		2113		
Didcot Parkway	Ⓜ d				
Swindon	Ⓜ d		2140		
Portsmouth Harbour	Ⓜ d			1923	2023
Southampton Central	Ⓜ d			2010	2112
Salisbury	Ⓜ d			2042	2142
Westbury	Ⓜ d			2112	2212
Bath Spa	Ⓜ d			2138	2238
Penzance	Ⓜ d		1650t		
Plymouth	Ⓜ d		1837v		
Exeter St Davids	Ⓜ d		1948v		
Taunton	Ⓜ d		2024		
Weston-super-Mare	Ⓜ d		2051		
Bristol Temple Meads	Ⓜ d		2127	2200	2254
Filton Abbey Wood	Ⓜ d		2136	2209	2304
Bristol Parkway	Ⓜ d		2205		
Patchway	Ⓜ d		2140	2213	2308
Severn Tunnel Junction	Ⓜ a		2151	2224	2319
Newport	Ⓜ a		2208	2231	2336
Cardiff Central	Ⓜ a		2227	2250</	

