



Great
Western
Railway



T4

Train times

15 May to
10 December 2022

Check before you travel.
Download our **app** or visit **GWR.com/Check**


This timetable shows the fastest services between London Paddington and Slough, and all services between Slough and Windsor & Eton Central.


Changes to published times
Improvement works may affect services, especially at weekends. Services may also be different on public holidays. Always check your journey before you leave at GWR.com/check

Replacement buses
Animals†, non-folding bikes, and large items of luggage can't be carried on our buses.
†Assistance dogs can be carried.

Penalty Fares
If you don't have a valid ticket you may have to pay a Penalty Fare.
Find out more at GWR.com/revenueprotection

National Rail
Find out more about train times and fares.
Call **03457 48 49 50*** (24 hours, calls may be recorded) or go to nationalrail.co.uk
You can also find the National Rail Conditions of Travel here.

PlusBus 
An add-on ticket which gives you discounted bus travel to and from many of our stations. Find out more at plusbus.info

Bags and Luggage
You can bring up to 3 pieces of luggage, with a maximum size of 30 x 70 x 90cm. Small and medium sized bags can be stored under your seats or in the overhead racks. Large items can be stored in the dedicated luggage areas. Surfboards can't be taken on our IET trains. Look for GWR trains shown with a  symbol in our timetables.

Bikes
You must reserve a bike space on many of our services. These are shown in our timetables. Space is limited, so we have a strict first-come, first-served policy. Book a space at your nearest staffed station, through our Customer Support team, or when you buy your ticket online at GWR.com


Short platforms
Some stations have short platforms. In some cases, you can only join or leave the train from certain carriages. Please listen for announcements.

Free Wi-Fi and plug sockets are available on most of our trains.

Delay Repay
You are entitled to compensation if your journey has been delayed for 15 minutes or more. Find out more at GWR.com/DelayRepay

Great Western Railway Customer Panel
Our panel is set up for you to tell us your thoughts and give us feedback on how we are doing. Find out more at GWR.com/Panel

London Travelwatch
The independent watchdog for transport users in and around London. Covers GWR services on routes from London Paddington to Greenford, Slough, and Windsor & Eton Central, as well as Dorking and Reigate via Redhill to Gatwick Airport. Call **020 3176 2999*** or go to londontravelwatch.org.uk

Seat reservations on GWR services
 (Shown on our Intercity Express Trains, and some long distance regional trains)
Reservations are recommended on many of our trains. When you try and buy a ticket, we will allocate you a seat if one is available. We leave some space for those with walk-up tickets, or who may have been disrupted.

If you buy a ticket on the day of travel, we may allocate you a space instead of a specific seat. Sit in any unreserved seat in your class of travel, following any current social distancing rules as best you can.

Our seat guarantee
If you have a reservation on a GWR service and have to stand, you are entitled to compensation. Find out more at GWR.com

* Standard network charges apply. Calls from mobiles may be higher
All information correct at time of publication. Errors and omissions excepted.
Download the most up-to-date version at GWR.com/timetables

Passenger Assist
You can arrange help, check station accessibility, buy a ticket and reserve a seat by calling us on Freephone **0800 197 1329** or by text relay **18001 0800 197 1329** (open 0600 to 2300, 7 days a week, except Christmas Day).

You may book assistance by completing the online booking form available on our website.

Station accessibility
All of our stations are classified for their level of accessibility:

- Category A:** This station has step-free access to all platforms
- Category B:** This station has a degree of step-free access to the platform, which may be in both directions or in one direction only. Check details on our website
- Category C:** This station does not have step-free access to any platform

Full details can be found at GWR.com/PassengerAssist

Large print timetables are available for our partially sighted customers.






Call **03457 000 125*** or email GWR.Feedback@GWR.com

* Standard network charges apply. Calls from mobiles may be higher.

Station	CRS	Operator	Access Category	Ticket office hours			Ticket machine	Toilets	Car Park	Bike Rack
				Weekdays	Saturdays	Sundays				
London Paddington	PAD	NR	A	24 hrs	24 hrs	24 hrs				
Slough	SLO	GW	A	0600-2130	0630-2130	0700-2130				
Windsor & Eton Central	WNC	GW	A	0640-1940	0640-1940	0820-1750				

Operator
GW Great Western Railway
NR Network Rail
For details of accessibility at any station, check nationalrail.co.uk

NOTES AND SYMBOLS

- Bold** Through service
- Light Connecting service
- Green** Runs on certain days only, or has differences at some stations. Please check notes for details
- GW** Great Western Railway
- XR** TfL Rail
-  Minimum time, in minutes, you need to allow between connecting services (this is only shown at stations where this differs from the standard 5 minute allowance)
-  Interchange with London Underground
-  PlusBus available. For more details, visit plusbus.info
-  Bike reservations are compulsory. First Class accommodation, seat reservations, Wi-Fi and power points are available
-  Electrostar Train. Wi-Fi and power points are available

- a** Arrival time
- d** Departure time
- MM** Monday mornings
- MO** Mondays only
- MX** Not Mondays
- SM** Saturday mornings only
- SUM** Sunday mornings
- TFM** Tuesday to Friday mornings only
- A** Runs until 10 September
- B** Runs from 17 September
- C** Runs until 11 September
- D** Runs from 18 September

LONDON PADDINGTON TO SLOUGH AND WINDSOR & ETON CENTRAL

MONDAYS TO FRIDAYS

Operator	Notes	GW	GW	GW	GW	GW	GW	GW	GW	XR	GW	GW	GW	GW	XR	XR	GW	GW	XR	GW	GW	GW	GW	XR
Facilities		MX	MO	MX																				
London Paddington	Ⓟ d	0032	0036	0034	0134	0334	0505	-	-	0513	0550	-	0556	-	0558	0613	-	0625	0627	0650	-	0656	-	0658
Slough	Ⓟ a	0050	0103	0106	0200	0400	0521	-	-	0548	0603	-	0620	-	0633	0645	-	0654	0701	0703	-	0724	-	0731
Slough	Ⓟ d	-	-	-	-	-	-	0530	0549	-	-	0607	-	0626	-	-	0650	-	-	-	0710	-	0730	-
Windsor & Eton Central	Ⓟ a	-	-	-	-	-	-	0536	0555	-	-	0613	-	0632	-	-	0656	-	-	-	0716	-	0736	-
London Paddington	Ⓟ d	0720	-	0726	0728	0750	-	0756	-	0759	0815	0822	-	0829	0850	-	0857	0920	-	-	0927	0950	-	0957
Slough	Ⓟ a	0733	-	0754	0801	0803	-	0824	-	0830	0845	0853	-	0900	0903	-	0924	0933	-	-	0954	1004	-	1025
Slough	Ⓟ d	-	0750	-	-	-	0809	-	0830	-	-	0856	-	-	0916	-	-	0936	0956	-	-	-	1016	-
Windsor & Eton Central	Ⓟ a	-	0756	-	-	-	0815	-	0836	-	-	0902	-	-	0922	-	-	0942	1002	-	-	-	1022	-
London Paddington	Ⓟ d	1020	-	-	1027	1050	-	1057	1120	-	-	1127	1150	-	1157	1220	-	-	1227	1250	-	1257	1320	-
Slough	Ⓟ a	1033	-	-	1055	1103	-	1125	1133	-	-	1154	1203	-	1225	1233	-	-	1255	1303	-	1328	1333	-
Slough	Ⓟ d	-	1036	1056	-	-	1116	-	1136	1156	-	-	1216	-	-	1236	1256	-	-	-	1316	-	-	1336
Windsor & Eton Central	Ⓟ a	-	1042	1102	-	-	1122	-	1142	1202	-	-	1222	-	-	1242	1302	-	-	-	1322	-	-	1342
London Paddington	Ⓟ d	-	1327	1350	-	1357	1420	-	-	1427	1450	-	1457	1520	-	-	1527	-	1557	1559	1620	-	-	1628
Slough	Ⓟ a	-	1358	1403	-	1425	1433	-	-	1455	1503	-	1525	1533	-	-	1556	-	1621	1631	1633	-	-	1700
Slough	Ⓟ d	1356	-	-	1416	-	-	1436	1456	-	-	1516	-	-	1536	1556	-	1616	-	-	-	1636	1656	-
Windsor & Eton Central	Ⓟ a	1402	-	-	1422	-	-	1442	1502	-	-	1522	-	-	1542	1602	-	1622	-	-	-	1642	1702	-
London Paddington	Ⓟ d	-	1645	1656	1700	-	1713	1725	-	1730	-	1743	1757	1801	-	1814	1825	-	1831	-	1844	1858	1902	-
Slough	Ⓟ a	-	1715	1720	1731	-	1745	1752	-	1801	-	1815	1820	1831	-	1845	1852	-	1901	-	1915	1922	1931	-
Slough	Ⓟ d	1716	-	-	-	1736	-	-	1756	-	1816	-	-	1836	-	-	1856	-	-	1916	-	-	-	1936
Windsor & Eton Central	Ⓟ a	1722	-	-	-	1742	-	-	1802	-	1822	-	-	1842	-	-	1902	-	-	1922	-	-	-	1942
London Paddington	Ⓟ d	1913	1925	-	1950	-	1954	2020	-	2025	-	2050	-	2055	2120	-	-	2125	2150	-	2157	-	2222	2227
Slough	Ⓟ a	1947	1953	-	2003	-	2024	2033	-	2053	-	2103	-	2122	2133	-	-	2154	2203	-	2223	-	2235	2252
Slough	Ⓟ d	-	-	1956	-	2016	-	-	2036	-	2056	-	2116	-	-	2136	2156	-	-	2216	-	2236	-	-
Windsor & Eton Central	Ⓟ a	-	-	2002	-	2022	-	-	2042	-	2102	-	2122	-	-	2142	2202	-	-	2222	-	2242	-	-
London Paddington	Ⓟ d	-	2250	-	2318	-	2330	2339	2350	-	-	-	-	-	-	-	-	-	-	-	-	-	-	-
Slough	Ⓟ a	-	2306	-	2334	-	2356	0015	0022	-	-	-	-	-	-	-	-	-	-	-	-	-	-	-
Slough	Ⓟ d	2256	-	2316	-	2340	-	-	-	-	-	-	-	-	-	-	-	-	-	-	-	-	-	-
Windsor & Eton Central	Ⓟ a	2302	-	2322	-	2346	-	-	-	-	-	-	-	-	-	-	-	-	-	-	-	-	-	-

Contactless payment is valid at all stations on the direct line of route between London Paddington and Reading, and on the branch lines to Henley-on-Thames and Windsor & Eton Central. We expect to introduce Contactless payment to the Marlow branch during Spring 2022, please check to confirm before travelling. Contactless customers wishing to travel beyond the Contactless area will need to 'tap in' or 'tap out' at the last station in the area and be in possession of a normal ticket for the rest of their journeys. Railcards or other discounts can't be used with Contactless payment. For more, visit [GWR.com/contactlesspay](https://www.gwr.com/contactlesspay)

Changes to our timetables
 The times shown in this timetable are a guide to our services. Train times may change late at night or at weekends to allow maintenance work to be done. You should always confirm your train times online, less than 24 hours prior to travelling at [GWR.com/check](https://www.gwr.com/check)

Travelling after midnight?
 Additional services may be found at the start of the timetable.

LONDON PADDINGTON TO SLOUGH AND WINDSOR & ETON CENTRAL

SATURDAYS

Operator	GW	GW	GW	GW	GW	GW	GW	GW	GW	GW	GW	GW	GW	GW	GW	GW	GW	GW	GW	GW	GW	GW	GW
Facilities		f	f	f	■	f	■		f	■		f	■		f	■		f	■		f	■	
London Paddington ⑤ d	0032	0034	0134	0334	0520	0524		0550		0600	0620		0631	0650		0657	0720		0726	0750		0757	0820
Slough ③ a	0050	0106	0200	0400	0535	0552		0603		0625	0633		0658	0703		0724	0733		0754	0804		0824	0833
Slough ③ d							0556		0616			0646			0716			0746			0816		
Windsor & Eton Central ③ a							0602		0622			0652			0722			0752			0822		
Operator	GW	GW	GW	GW	GW	GW	GW	GW	GW	GW	GW	GW	GW	GW	GW	GW	GW	GW	GW	GW	GW	GW	GW
Facilities		f	■		f	■		f	■		f	■		f	■		f	■		f	■		f
London Paddington ⑤ d		0827		0850		0857	0920		0927		0950		0957	1020		1027		1050		1057	1120		1127
Slough ③ a		0851		0903		0921	0933		0951		1003		1021	1033		1052		1103		1122	1133		1151
Slough ③ d	0836		0856		0916		0936		0956		1016		1036		1056		1116		1136		1156		
Windsor & Eton Central ③ a	0842		0902		0922		0942		1002		1022		1042		1102		1122		1142		1202		
Operator	GW	GW	GW	GW	GW	GW	GW	GW	GW	GW	GW	GW	GW	GW	GW	GW	GW	GW	GW	GW	GW	GW	GW
Facilities		■		f	■		f	■		f	■		f	■		f	■		f	■		f	■
London Paddington ⑤ d		1150		1157	1220		1227		1250		1257	1320		1327		1350		1357	1420		1427		1450
Slough ③ a		1203		1221	1233		1251		1303		1321	1333		1352		1403		1421	1433		1451		1503
Slough ③ d	1156		1216		1236		1256		1316		1336		1356		1416		1436		1456		1516		
Windsor & Eton Central ③ a	1202		1222		1242		1302		1322		1342		1402		1422		1442		1502		1522		
Operator	GW	GW	GW	GW	GW	GW	GW	GW	GW	GW	GW	GW	GW	GW	GW	GW	GW	GW	GW	GW	GW	GW	GW
Facilities		f	■		f	■		f	■		f	■		f	■		f	■		f	■		f
London Paddington ⑤ d		1457	1520		1527		1550		1557	1620		1627		1650		1657	1720		1727		1750		1757
Slough ③ a		1521	1533		1551		1603		1621	1633		1651		1703		1721	1733		1751		1803		1821
Slough ③ d	1516		1536		1556		1616		1636		1656		1716		1736		1756		1816		1836		
Windsor & Eton Central ③ a	1522		1542		1602		1622		1642		1702		1722		1742		1802		1822		1882		
Operator	GW	GW	GW	GW	GW	GW	GW	GW	GW	GW	GW	GW	GW	GW	GW	GW	GW	GW	GW	GW	GW	GW	GW
Facilities		■		f	■		f	■		f	■		f	■		f	■		f	■		f	■
London Paddington ⑤ d	1820		1827		1850		1857	1920		1927		1950		1957	2020		2027	2050		2057	2119		2127
Slough ③ a	1833		1852		1903		1921	1933		1951		2003		2021	2033		2051	2103		2121	2132		2151
Slough ③ d		1836		1856		1916		1936		1956		2016		2046		2116		2146		2166		2186	
Windsor & Eton Central ③ a		1842		1902		1922		1942		2002		2022		2052		2122		2152		2212		2232	
Operator	GW	GW	GW	GW	XR	GW	GW	GW	GW	XR	GW	GW	XR	GW	GW	XR	GW	GW	XR	GW	GW	GW	GW
Notes				A	B				A	B			A	B			A	B			A	B	
Facilities		f	■	f	■		f	■	f	■		f	■	f	■		f	■	f	■		f	■
London Paddington ⑤ d	2150		2157	2218	2218	2211		2227	2250	2250	2240		2258	2309	2333		2328	2345	2359		2366	2389	
Slough ③ a	2203		2221	2232	2232	2239		2256	2306	2306	2309		2325	2339	2348		2356	0001	0028		0035	0058	
Slough ③ d		2214				2246					2322				2352								
Windsor & Eton Central ③ a		2220				2252					2328				2358								

SUNDAYS

Operator	GW	GW	XR	XR	GW	GW	XR	GW	XR	GW	GW	XR	GW	GW	GW	GW	GW	GW	GW	GW	GW	GW	GW	
Notes					C																			
Facilities		f	f		f	■		f	■		f	■		f	■		f	■		f	■		f	
London Paddington ⑤ d	0033	0634	0645	0715	0727	0737	0745		0811	0837		0841		0915		0921		0928	0942		1021		1029	
Slough ③ a	0103	0700	0714	0744	0753	0759	0814		0839	0849		0909		0933		0951		0957		1033		1051		
Slough ③ d							0822		0852		0912	0932		0952		1012	1032		1052					
Windsor & Eton Central ③ a							0828		0858		0918	0938		0958		1018	1038		1058					
Operator	GW	GW	GW	GW	GW	GW	GW	GW	GW	GW	GW	GW	GW	GW	GW	GW	GW	GW	GW	GW	GW	GW	GW	
Facilities		■		f	■		f	■		f	■		f	■		f	■		f	■		f	■	
London Paddington ⑤ d	1046			1121	1127		1146			1220	1227		1246			1320	1327		1346			1420	1427	
Slough ③ a	1059			1133	1149		1159			1232	1249		1259			1333	1349		1359			1433	1449	
Slough ③ d		1112	1132			1152		1212	1232		1252		1312	1332		1352		1412	1432					
Windsor & Eton Central ③ a		1118	1138			1158		1218	1238		1258		1318	1338		1358		1418	1438					
Operator	GW	GW	GW	GW	GW	GW	GW	GW	GW	GW	GW	GW	GW	GW	GW	GW	GW	GW	GW	GW	GW	GW	GW	
Facilities		■		f	■		f	■		f	■		f	■		f	■		f	■		f	■	
London Paddington ⑤ d		1446			1520	1527		1546			1620	1627		1646			1720	1727		1746			1820	
Slough ③ a		1459			1531	1549		1559			1633	1649		1659			1732	1749		1759			1833	
Slough ③ d	1452		1512	1532			1552		1612	1632			1652		1712	1732			1752		1812	1832		
Windsor & Eton Central ③ a	1458		1518	1538			1558		1618	1638			1658		1718	1738			1758		1818	1838		
Operator	GW	GW	GW	GW	XR	GW	GW	GW	GW	XR	GW	GW	XR	GW	GW	XR	GW	GW	XR	GW	GW	GW	GW	
Facilities		f	■		f	■		f	■		f	■		f	■		f	■		f	■		f	
London Paddington ⑤ d		1827		1846		1920	1927		1946		2020	2027		2046		2111	2127		2145		2211		2237	2241
Slough ③ a		1849		1859		1933	1949		1959		2033	2048		2059		2139	2148		2158		2239		2253	2309
Slough ③ d		1852		1922			1952		2022		2052		2122		2152		2222		2252					
Windsor & Eton Central ③ a		1858		1928			1958		2028		2058		2128		2158		2228		2258					
Operator	GW	XR	GW	GW	XR	GW	GW	GW	GW	XR	GW	GW	XR	GW	GW	XR	GW	GW	XR	GW	GW	GW	GW	
Facilities			f	■		f	■		f	■		f	■		f	■		f	■		f	■		
London Paddington ⑤ d		2311	2327	2333	2343	2354																		
Slough ③ a		2339	2349	2359	0011	0024																		
Slough ③ d	2322																							
Windsor & Eton Central ③ a	2328																							

Contactless payment is valid at all stations on the direct line of route between London Paddington and Reading, and on the branch lines to Henley-on-Thames and Windsor & Eton Central. We expect to introduce Contactless payment to the Marlow branch during Spring 2022, please check to confirm before travelling. Contactless customers wishing to travel beyond the Contactless area will need to 'tap in' or 'tap out' at the last station in the area and be in possession of a normal ticket for the rest of their journeys. Railcards or other discounts can't be used with Contactless payment. For more, visit [GWR.com/contactlesspay](https://www.gwr.com/contactlesspay)

Changes to our timetables
The times shown in this timetable are a guide to our services. Train times may change late at night or at weekends to allow maintenance work to be done. You should always confirm your train times online, less than 24 hours prior to travelling at [GWR.com/check](https://www.gwr.com/check)

Travelling after midnight?
Additional services may be found at the start of the timetable.

WINDSOR & ETON CENTRAL AND SLOUGH TO LONDON PADDINGTON

MONDAYS TO FRIDAYS

Operator	Notes	XR	GW	GW	GW	GW	GW	GW	GW	XR	GW	XR	GW	GW	GW	XR	XR	GW	GW	GW	XR	GW	GW	
Facilities		MO	MX	MO	MX	MO	MX																	
Windsor & Eton Central	d	0539	0558	.	.	.	0616	0640	.	.	0659	.
Slough	③ a	0545	0604	.	.	.	0622	0646	.	.	0705	.
Slough	③ d	0003	0043	0045	0058	0116	0134	0243	0417	0458	0526	0534	0541	.	.	0607	0611	0623	.	.	0652	0653	0723	
London Paddington	⑤ a	0032	0113	0115	0117	0143	0201	0312	0449	0528	0602	0605	0617	.	.	0622	0644	0655	.	.	0706	0724	0740	
Operator	Notes	GW	XR	GW	XR	XR	GW	XR	XR	GW	XR	GW	GW	XR	GW	XR	GW	GW	XR	GW	GW	XR	GW	
Facilities																								
Windsor & Eton Central	d	0719	.	0739	.	.	0759	.	.	0818	.	0839	.	.	0905	.	.	0925	.	0945	.	1005	.	1025
Slough	③ a	0725	.	0745	.	.	0805	.	.	0824	.	0845	.	.	0911	.	.	0931	.	0951	.	1011	.	1031
Slough	③ d	.	0739	.	0749	0801	.	0809	0819	.	0831	.	0853	0905	.	0920	0929	.	0950	.	1010	.	1020	
London Paddington	⑤ a	.	0811	.	0824	0828	.	0842	0854	.	0858	.	0910	0941	.	0954	0956	.	1024	.	1024	.	1054	
Operator	Notes	GW	XR	GW	GW	GW	GW	XR	GW	GW	XR	GW	GW	XR	GW	GW	XR	GW	GW	XR	XR	GW	GW	
Facilities																								
Windsor & Eton Central	d	.	.	1045	.	1105	1125	.	.	1145	.	1205	.	1225	.	.	1245	.	1305	.	1325	.	1345	
Slough	③ a	.	.	1051	.	1111	1131	.	.	1151	.	1211	.	1231	.	.	1251	.	1311	.	1331	.	1351	
Slough	③ d	1039	1050	.	1109	.	.	1139	1150	.	1210	.	1220	.	1239	1250	.	1309	.	1320	.	1339	1350	
London Paddington	⑤ a	1054	1124	.	1124	.	.	1154	1224	.	1224	.	1254	.	1254	1324	.	1324	.	1354	.	1354	1424	
Operator	Notes	GW	GW	XR	GW	GW	XR	GW	GW	XR	GW	GW	GW	XR	GW	XR	GW	XR	GW	GW	XR	XR	GW	GW
Facilities																								
Windsor & Eton Central	d	.	1405	.	1425	.	.	1445	.	1505	.	1525	.	1545	.	.	1605	.	1625	.	.	.	1645	.
Slough	③ a	.	1411	.	1431	.	.	1451	.	1511	.	1531	.	1551	.	.	1611	.	1631	.	.	.	1651	.
Slough	③ d	1410	.	1420	.	1439	1450	.	1510	.	1520	.	1540	.	1608	1610	.	1621	.	1639	1640	1651	.	1709
London Paddington	⑤ a	1424	.	1454	.	1454	1524	.	1524	.	1553	.	1554	.	1622	1642	.	1653	.	1655	1712	1723	.	1724
Operator	Notes	XR	GW	XR	GW	GW	XR	XR	GW	GW	XR	GW	GW	XR	GW	GW	XR	GW	GW	GW	XR	XR	GW	GW
Facilities																								
Windsor & Eton Central	d	.	1705	.	.	1725	.	.	.	1745	.	1805	.	1825	.	.	1845	.	1905	1925	.	.	.	1945
Slough	③ a	.	1711	.	.	1731	.	.	.	1751	.	1811	.	1831	.	.	1851	.	1911	1931	.	.	.	1951
Slough	③ d	1710	.	1721	1730	.	1739	1740	1751	.	1812	.	1821	.	1842	1851	.	1912	.	.	1940	1950	.	2010
London Paddington	⑤ a	1742	.	1753	1757	.	1757	1812	1823	.	1829	.	1853	.	1859	1924	.	1927	.	.	1954	2024	.	2024
Operator	Notes	GW	XR	GW	GW	XR	GW	GW	GW	GW	XR	GW	GW	XR	GW	GW	XR	GW	GW	GW	XR	XR	GW	XR
Facilities																								
Windsor & Eton Central	d	2005	.	2025	.	.	2045	.	2105	2125	.	.	2145	.	2205	.	2225	.	.	2245	2305	.	2325	.
Slough	③ a	2011	.	2031	.	.	2051	.	2111	2131	.	.	2151	.	2211	.	2231	.	.	2251	2311	.	2331	.
Slough	③ d	.	2020	.	2043	2050	.	2108	.	.	2139	2150	.	2208	.	2220	.	2239	2250	.	.	2326	.	2339
London Paddington	⑤ a	.	2054	.	2059	2124	.	2124	.	.	2154	2224	.	2224	.	2254	.	2254	2324	.	.	2349	.	0010
Operator	Notes	GW	GW	GW	TFM	SM																		
Facilities																								
Windsor & Eton Central	d	.	.	2354	
Slough	③ a	.	.	0001	
Slough	③ d	2343	2357	.	0043	0043	
London Paddington	⑤ a	0016	0020	.	0113	0117	

Contactless payment is valid at all stations on the direct line of route between London Paddington and Reading, and on the branch lines to Henley-on-Thames and Windsor & Eton Central. We expect to introduce Contactless payment to the Marlow branch during Spring 2022, please check to confirm before travelling. Contactless customers wishing to travel beyond the Contactless area will need to 'tap in' or 'tap out' at the last station in the area and be in possession of a normal ticket for the rest of their journeys. Railcards or other discounts can't be used with Contactless payment. For more, visit [GWR.com/contactlesspay](https://www.gwr.com/contactlesspay)

Changes to our timetables
The times shown in this timetable are a guide to our services. Train times may change late at night or at weekends to allow maintenance work to be done. You should always confirm your train times online, less than 24 hours prior to travelling at [GWR.com/check](https://www.gwr.com/check)

Travelling after midnight?
Additional services may be found at the start of the timetable.

WINDSOR & ETON CENTRAL AND SLOUGH TO LONDON PADDINGTON

SATURDAYS

Operator	GW	GW	GW	GW	GW	XR	XR	GW	GW	XR	GW	GW	XR	GW	GW	XR	GW	GW	XR	GW	GW	XR	GW	
Windsor & Eton Central	d								0606				0626		0656			0726			0756			0826
Slough	a								0612				0632		0702			0732			0802			0832
Slough	d	0043	0058	0134	0435	0513	0532	0547	0604		0617	0633		0647		0710	0717		0739	0747		0808	0817	
London Paddington	a	0117	0120	0201	0504	0540	0601	0618	0631		0647	0649		0717		0724	0746		0754	0816		0824	0846	

Operator	GW	XR	GW	GW	GW	XR	GW	GW	XR	GW	GW	XR	GW	GW	XR	GW	GW	XR	GW	GW	XR	GW	GW	XR
Windsor & Eton Central	d			0846		0906		0926		0946		1006		1026		1046		1106		1126				
Slough	a			0852		0912		0932		0952		1012		1032		1052		1112		1132				
Slough	d	0839	0847		0909		0917		0940	0947		1008		1017		1039	1047		1108		1117		1139	1147
London Paddington	a	0853	0916		0924		0946		0954	1016		1024		1046		1054	1117		1124		1146		1154	1216

Operator	GW	GW	GW	XR	GW	GW	XR	GW	GW	XR	GW	GW	XR	GW	GW	XR	GW	GW	XR	GW	GW	XR	GW	GW
Windsor & Eton Central	d	1146		1206		1226		1246		1306		1326		1346		1406		1426		1446				
Slough	a	1152		1212		1232		1252		1312		1332		1352		1412		1432		1452				
Slough	d		1209		1217		1239	1247		1309		1317		1340	1347		1408		1417		1439	1447		1508
London Paddington	a		1224		1246		1254	1316		1324		1346		1354	1416		1424		1446		1454	1516		1522

Operator	GW	XR	GW	GW	XR	GW	GW	XR	GW	GW	XR	GW	GW	XR	GW	GW	XR	GW	GW	XR	GW	GW	XR	GW
Windsor & Eton Central	d	1506		1526		1546		1606		1626		1646		1706		1726		1746		1806				
Slough	a	1512		1532		1552		1612		1632		1652		1712		1732		1752		1812				
Slough	d		1517		1539	1547		1610		1617		1639	1647		1708		1717		1739	1742	1747		1808	
London Paddington	a		1546		1554	1616		1624		1646		1654	1716		1722		1746		1754	1811	1816		1824	

Operator	XR	GW	GW	XR	GW	GW	XR	GW	GW	XR	GW	GW	XR	GW	GW	XR	GW	GW	XR	GW	GW	XR	GW
Windsor & Eton Central	d		1826		1846		1906		1926		1946		2006		2026		2056		2126				
Slough	a		1832		1852		1912		1932		1952		2012		2032		2102		2132				
Slough	d	1817		1840	1847		1908		1917		1940	1947		2008		2017		2040	2042	2047		2108	2117
London Paddington	a	1846		1854	1916		1924		1946		1954	2016		2024		2046		2054	2111	2116		2124	2146

Operator	Notes	GW	XR	GW	GW	XR	GW	GW	XR	GW	GW	XR	GW	GW	XR	GW	GW	XR	GW	GW	XR	GW	GW
Windsor & Eton Central	d			2156			2224			2256			2332			0002							
Slough	a			2202			2230			2302			2338			0008							
Slough	d	2139	2147		2208	2215	2227		2245	2256		2321	2336		2344	0001		0012	0012				
London Paddington	a	2153	2216		2224	2244	2256		2314	2314		2340	2359		0013	0020		0032	0037				

SUNDAYS

Operator	Notes	GW	GW	GW	GW	GW	XR	GW	XR	XR	GW	GW	XR	GW	XR	GW	XR	GW	GW	XR	GW	GW	
Windsor & Eton Central	d			0002										0832			0902		0922			0942	1002
Slough	a			0008										0838			0908		0928			0948	1008
Slough	d	0001		0012	0012	0043	0643	0712	0733	0747	0817	0832	0834		0847	0907		0917		0931	0938	0947	
London Paddington	a	0020		0032	0037	0114	0711	0741	0757	0816	0846	0856	0850		0916	0921		0946		0957	0953	1016	


Operator	Notes	GW	XR	GW	GW	XR	GW	GW	XR	GW	GW	XR	GW	GW	XR	GW	GW	XR	GW	GW	XR	GW	GW
Windsor & Eton Central	d			1022			1042	1102		1122			1142	1202		1222		1242	1302				
Slough	a			1028			1048	1108		1128			1148	1208		1228		1248	1308				
Slough	d	1013	1017		1034	1047		1113	1117		1139	1147		1214	1217		1239	1247		1314	1317		
London Paddington	a	1029	1046		1100	1116		1129	1146		1154	1216		1229	1246		1254	1316		1328	1346		

Operator	Notes	GW	GW	XR	GW	GW	XR	GW	GW	XR	GW	GW	XR	GW	GW	XR	GW	GW	XR	GW	GW	XR	GW
Windsor & Eton Central	d	1322			1342	1402			1422			1442	1502			1522		1542	1602				1622
Slough	a	1328			1348	1408			1428			1448	1508			1528		1548	1608				1628
Slough	d		1342	1347		1414	1417		1439	1447		1514	1517		1539	1547		1614	1614	1617			
London Paddington	a		1359	1416		1429	1446		1456	1516		1528	1546		1554	1616		1628	1629	1646			

Operator	Notes	GW	XR	GW	GW	XR	GW	GW	XR	GW	GW	XR	GW	GW	XR	GW	GW	XR	GW	GW	XR	GW	GW
Windsor & Eton Central	d			1642	1702		1722			1742	1802			1822		1842	1902						1932
Slough	a			1648	1708		1728			1748	1808			1828		1848	1908						1938
Slough	d	1639	1647		1714	1717		1739	1747		1813	1817		1840	1847		1912	1912	1917	1936			
London Paddington	a	1654	1716		1729	1746		1754	1816		1828	1846		1854	1916		1928	1929	1946	2002			

Operator	Notes	GW	GW	XR	GW	GW	XR	GW	GW	XR	GW	GW	XR	GW	GW	XR	GW	GW	XR	GW	GW	XR	GW
Windsor & Eton Central	d				2002			2032			2102			2132			2202		2232		2302		
Slough	a				2008			2038			2108			2138			2208		2238		2308		
Slough	d	1939	1939	1947		2014	2017		2039	2047		2113	2117	2134		2147	2209	2209		2217		2251	2315
London Paddington	a	1953	1954	2016		2028	2046		2053	2116		2129	2146	2157		2216	2223	2224		2246		2320	2340

Operator	Notes	XR	GW	GW	XR	MM
Windsor & Eton Central	d			2332		
Slough	a			2338		
Slough	d	2321	2334		0003	
London Paddington	a	2350	0004		0032	

 Contactless payment is valid at all stations on the direct line of route between London Paddington and Reading, and on the branch lines to Henley-on-Thames and Windsor & Eton Central. We expect to introduce Contactless payment to the Marlow branch during Spring 2022, please check to confirm before travelling. Contactless customers wishing to travel beyond the Contactless area will need to 'tap in' or 'tap out' at the last station in the area and be in possession of a normal ticket for the rest of their journeys. Railcards or other discounts can't be used with Contactless payment. For more, visit [GWR.com/contactlesspay](https://www.gwr.com/contactlesspay)

Changes to our timetables
The times shown in this timetable are a guide to our services. Train times may change late at night or at weekends to allow maintenance work to be done. You should always confirm your train times online, less than 24 hours prior to travelling at [GWR.com/check](https://www.gwr.com/check)

Travelling after midnight?
Additional services may be found at the start of the timetable.