

Don't miss out on our latest offers, special deals and news. Register at [GWR.com/enews](http://GWR.com/enews)

Buy your train tickets online at [GWR.com](http://GWR.com)

Earn Nectar points

Download our app to purchase tickets and check train times. Search **GWR** in your App store

03457 000 125\* (open 06:00-23:00 daily)

Like us: [facebook.com/GWRUK](https://www.facebook.com/GWRUK)

Follow us: [@GWRHelp](https://twitter.com/GWRHelp)

[GWRfeedback@GWR.com](mailto:GWRfeedback@GWR.com)

[GWR.com/contact](http://GWR.com/contact)

#### Further information

# GWR

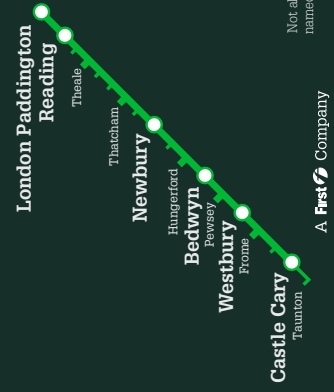
## Great Western Railway

Timetable

20 May to 9 September 2018

# T7

## London and Reading to Newbury, Bedwyn, Westbury and Castle Cary



Not all stations are named on this map

A First Company

Welcome to our guide to services showing trains from London Paddington and Reading to Newbury, Bedwyn, Westbury and Castle Cary.

#### Amendments to published times

Public Holidays and rail improvement works may affect services in this timetable, especially at weekends. For the latest timetable information, please visit our website or download our smartphone app. All information correct at time of publication.

#### Want to bring your bike?

Bike reservations are compulsory on many of our services. Space is limited on board, and so we operate a strict first-come, first-served policy. Book a space at your nearest staffed station, through our Customer Support team, or when you buy your ticket online at [GWR.com](http://GWR.com)

#### Short platforms

Some stations on our network have short platforms. In some cases you can only join or leave the train from certain carriages. Please listen for announcements.

#### GWR Customer Panel

We have a Customer Panel to give us feedback on our services and to contribute good ideas. If you would like to join the Panel, please sign up at [GWR.com](http://GWR.com)

#### PLUSBUS

Buy an add-on ticket giving you discounted bus travel to and from many of our stations. Visit [plusbus.info](http://plusbus.info) for more details.

Free Wi-Fi is available on most of our trains.

#### National Rail

For further information on train times and fares, visit [nationalrail.co.uk](http://nationalrail.co.uk) or call **03457 48 49 50\*** (24 hours, call may be recorded). You can also download a copy of the **National Rail Conditions of Travel** from this website.





#### Transport Focus

Transport Focus is the independent passenger watchdog for the UK's public transport users. Please visit [transportfocus.org.uk](http://transportfocus.org.uk) or call **0300 123 2350\***

\* Standard network charges apply. Calls from mobiles may be higher.

#### Notes and symbols

- Bold** Through service
- Light Connecting service
- Green** Runs on certain days only. Please check the note at the top of the column
- GW** Operated by Great Western Railway
- SW** Operated by South Western Railway
- Bike reservations are compulsory. First Class accommodation, seat reservations, Wi-Fi and power points are available
- First Class accommodation is available
- ▣ Seat reservations are recommended
- ▢ On-train refreshments are available for all or part of the journey
- × Pullman fine dining available to First Class ticket holders (also Standard Class ticket holders if space is available). Other on-train refreshments are also available for all or part of the journey
- 0845 Pullman fine dining available when boarding at highlighted times
- Ⓢ Minimum time, in minutes, you need to allow between connecting services (this is only shown at stations where this differs from the standard 5 minute allowance)
- Cycle reservations compulsory

-  Interchange with London Underground
-  Plusbus available
-  Continued in a later column
-  Continued from an earlier column
- a** Arrival time
- c** On Fridays only, this stop is only to pick up passengers
- d** Departure time
- f** Arrives 2308 on Fridays
- g** By changing at Reading, passengers may arrive at London Paddington 0832
- h** Arrives 2 minutes later until 30 June
- p** Previous night
- s** Stops to set down passengers only
- u** Stops to pick up passengers only
- A** Runs via Bristol Temple Meads
- B** Runs to Newquay from 2 July until 31 August and is named the Atlantic Coast Express
- E** Train continues to Plymouth on Fridays
- F** Train continues to Penzance on Fridays
- K** This train is named The Atlantic Coast Express from 2 July until 31 August
- FO** Operates Fridays only
- FX** Operates Mondays to Thursdays only
- MO** Operates Mondays only
- MX** Operates Tuesdays to Fridays only

#### Great Western Railway named trains

- AC** The Atlantic Coast Express
- AR** The Armada
- CM** The Cornishman
- DX** The Devon Express
- GH** The Golden Hind
- MF** The Mayflower
- TE** The Torbay Express
- BPW** To Bristol Parkway
- BRI** To Bristol Temple Meads
- CDF** To Cardiff Central
- EXD** To Exeter St Davids
- GCR** To Gloucester
- GMV** To Great Malvern
- NOY** To Newquay
- PGN** To Paignton
- PLY** To Plymouth
- PNZ** To Penzance
- SAL** To Salisbury
- SOU** To Southampton Central
- SWI** To Swindon
- WAT** To London Waterloo
- WEY** To Weymouth
- WMN** To Warminster
- YVP** To Yeovil Pen Mill



Operator	Notes	GW	GW	GW	GW	GW	GW	GW	GW	GW	GW	GW	GW	GW	GW	GW	GW	GW	GW	GW	GW	GW	GW	GW		
London Paddington	⊖ ⊕ d		2330p	0334			0518	0552	0630	0700	0730			0807		0835		0830		0907	0930	1007	1035	1030		1107
Reading	⊕ d		0020	0508		0541	0612	0638	0712	0738	0814			0841		0903u		0910		0940	1012	1038	1103u	1110		1138
Reading West	⊖ d		0023s	0510		0543	0614		0714		0816							0912			1014			1112		
Theale	d		0029s	0516		0549	0620	0646	0720	0746	0822			0848				0918		0948	1020	1045		1118		1145
Aldermaston	d		0034s	0521		0554	0625		0725		0827							0923			1025			1123		
Midgham	d		0037s	0525		0558	0629		0729		0831							0927			1029			1127		
Thatcham	d		0042s	0530		0603	0634	0654	0734	0754	0836			0857				0932		0956	1034	1054		1132		1154
Newbury Racecourse	d		0047s	0534		0607	0638		0738		0840							0936			1038			1136		
Newbury	a		0050	0537		0610	0644	0700	0743	0800	0845			0903		0918		0942		1002	1044	1100		1142		1200
Newbury	⊖ d			0538		0611		0701		0801				0903		0920				1003		1100				1200
Kintbury	d			0544		0617		0707		0807				0909						1009		1106				1206
Hungerford	d			0548		0621		0711		0812				0914						1013		1111				1211
Bedwyn	a			0557		0631		0721		0820				0924						1023		1120				1220
Pewsey	d															0940								1135		
Westbury	a															0957								1152		
Westbury	d	0009			0654								0933		0954	0959	—		1037				1154		1239	
Frome	a	0018			0703								0942		1003		1003		1046						1249	
Bruton	d				0715								0954		—				1058						1302	
Castle Cary	a				0720								1000		1016	1021		1103					1211		1307	
Taunton	a														1037								1232			
Train continues to					WEY								WEY		WEY	PGN	WEY		WEY				PGN		WEY	

Operator	Notes	GW	GW	GW	GW	GW	GW	GW	GW	GW	GW	GW	GW	GW	GW	GW	GW	GW	GW	GW	GW	GW	GW	GW	GW
London Paddington	⊖ ⊕ d	1135		1207	1233			1307	1330		1407	1430	1503	1507	1530		1607	1630	1703		1707	1730	1807	1830	1903
Reading	⊕ d	1203u	1210	1239	1300u	1310		1338	1410		1438	1510	1531u	1538	1610		1638	1710	1731u		1738	1810	1838	1910	1931
Reading West	⊖ d		1212			1312			1412			1512			1612			1712				1812		1912	
Theale	d		1218	1246		1318		1345	1418		1445	1518		1545	1618		1645	1718			1745	1818	1845	1918	
Aldermaston	d		1223			1323			1423			1523			1623			1723				1823		1923	
Midgham	d		1227			1327			1427			1527			1627			1727				1827		1927	
Thatcham	d		1232	1255		1332		1354	1432		1454	1532		1554	1632		1654	1732			1754	1832	1854	1932	
Newbury Racecourse	d		1236			1336			1436			1536			1636			1736				1836		1936	
Newbury	a		1242	1301	1314	1342		1400	1442		1500	1542		1600	1642		1700	1742			1800	1841	1900	1941	1947
Newbury	⊖ d			1301	1316			1400			1500			1600			1700				1800		1900		1947
Kintbury	d			1307				1406			1506			1606			1706				1806		1906		
Hungerford	d			1312				1411			1511			1611			1711				1811		1911		
Bedwyn	a			1321				1420			1520			1620			1720				1820		1920		
Pewsey	d					1336							1601								1802				2007
Westbury	a	1248			1353								1619								1819				2025
Westbury	d	1253			1355		1435			1534			1620			1740				1821	1840				2026
Frome	a					1453			1543						1749					1849					
Bruton	d								1555						1801					1901					
Castle Cary	a				1412				1600				1637		1806				1838	1906					2044
Taunton	a	1330			1434								1659						1900						2105
Train continues to		NQY			PGN				WEY				PLY		WEY				PLY	WEY					PLY

Operator	Notes	GW	GW	GW	GW	GW	GW	GW	GW	GW		
London Paddington	⊖ ⊕ d			1930	2003			2030	2132		2235	2330
Reading	⊕ d			2010	2030			2110	2210		2313	0015
Reading West	⊖ d			2012				2112	2212		2315	0018s
Theale	d			2018				2118	2218		2321	0024s
Aldermaston	d			2023				2123	2223		2326	0029s
Midgham	d			2027				2127	2227		2330	0032s
Thatcham	d			2032				2132	2232		2335	0037s
Newbury Racecourse	d			2036				2136	2236		2339	0042s
Newbury	a			2039	2044	—		2139	2239		2342	0045
Newbury	⊖ d		2003	2051	2046	2051		2140	2240		2343	
Kintbury	d		2010	—		2057		2146	2245		2349	
Hungerford	d		2013			2101		2150	2251		2353	
Bedwyn	a		2023			2110		2159	2259		0001	
Pewsey	d				2106							
Westbury	a				2123							
Westbury	d	2037			2126			2140			2357	
Frome	a	2048				2152			0008			
Bruton	d					2204						
Castle Cary	a				2143			2209				
Taunton	a				2205							
Train continues to					PLY			WEY				

## Newbury is going electric!

Network Rail will be electrifying the route between Reading and Newbury throughout 2018. Train services will be subject to alteration. For more information please go to [GWR.com/Newbury2018](http://GWR.com/Newbury2018)

## Weekend timetables

Train times are often changed at weekends to enable maintenance work to be carried out. The times shown in this timetable are a guide to our services, and you should confirm your train times online at [GWR.com](http://GWR.com) prior to travelling.

Operator	Notes	GW	GW	GW	GW	GW	GW	GW	GW	GW	GW	GW	GW	GW	GW	GW	GW	GW	GW	GW	GW	GW	GW	SW	GW
Facilities																									
London Paddington	⊕ ⊖ d	2330p	•	0645	0757	•	0857	0904	0957	•	1004	1104	1127	1157	1204	•	1257	1304	1357	1404	1504	1557	1604	•	•
Reading	⊕ d	0015	•	0812	0842	•	0937	0946	1032	•	1046	1146	1209	1233	1246	•	1332	1346	1432	1446	1546	1632	1646	•	•
Reading West	⊕ d	0018s	•	0815	•	•	•	0950	•	•	1050	•	•	•	1250	•	•	•	•	1450	•	•	1650	•	•
Theale	d	0024s	•	0821	0850	•	•	0956	•	•	1056	1153	•	•	1256	•	•	•	1353	•	1456	1553	•	1656	•
Aldermaston	d	0029s	•	0826	•	•	•	1001	•	•	1101	•	•	•	1301	•	•	•	•	•	1501	•	•	1701	•
Midgham	d	0032s	•	0829	•	•	•	1004	•	•	1104	•	•	•	1304	•	•	•	•	•	1504	•	•	1704	•
Thatcham	d	0037s	•	0834	0858	•	•	1009	•	•	1109	1202	•	•	1309	•	•	•	•	1402	•	1509	1602	•	1709
Newbury Racecourse	d	0042s	•	•	•	•	•	•	•	•	1114	•	•	•	1314	•	•	•	•	•	1514	•	•	1714	•
Newbury	a	0045	•	0841	0904	•	0951	1016	•	•	1119	1207	•	1247	1317	•	•	•	1407	1447	1518	1607	1647	1717	•
Newbury	d	•	•	•	0904	•	0952	1017	•	•	•	1208	•	1248	•	•	•	•	1408	1448	•	1608	1648	•	•
Kintbury	d	•	•	•	0911	•	•	1024	•	•	•	1214	•	•	•	•	•	•	1414	•	•	1614	•	•	•
Hungerford	d	•	•	•	0915	•	•	1028	•	•	•	1219	•	•	•	•	•	•	1419	•	•	1619	•	•	•
Bedwyn	a	•	•	•	0923	•	•	1036	•	•	•	1226	•	•	•	•	•	•	1426	•	•	1626	•	•	•
Pewsey	d	•	•	•	•	•	•	1106	•	•	•	1243	•	•	•	•	•	•	•	•	•	•	•	•	•
Westbury	a	•	•	•	•	•	1025	•	•	•	•	1304	•	•	1412	1415	•	•	•	•	•	1724	•	•	•
Westbury	d	•	0912	•	•	1010	1027	•	•	1125	•	•	1306	•	•	1425	1418	•	•	•	•	1725	•	1748	1831
Frome	a	•	0921	•	•	1018	•	•	•	1134	•	•	•	•	•	1433	•	•	•	•	•	•	•	1757	1839
Bruton	d	•	0934	•	•	1031	•	•	•	•	•	•	•	•	•	1446	•	•	•	•	•	•	•	•	1852
Castle Cary	a	•	0939	•	•	1035	•	•	1134	•	•	•	1325	•	•	1451	•	•	1536	•	•	1742	•	•	1856
Taunton	a	•	•	•	•	1100	•	1154	•	•	•	1345	1353	•	•	1454	•	•	1558	•	•	1804	•	•	•
Train continues to			WEY		WEY	PNZ		NQY				PGN	PNZ		WEY	PNZ		PLY			PLY				WEY

Operator	Notes	GW	GW	GW	GW	GW	GW	GW	GW	GW	GW	
Facilities		⊕	■ CP	⊕	■ CP	⊕	■ CP					
London Paddington	⊕ ⊖ d	1704	1757	1804	1857	1904	1957	•	2000	2100	2200	2236
Reading	⊕ d	1746	1832	1846	1932	1947	2032	•	2044	2144	2244	2322
Reading West	⊕ d	•	•	1849	•	•	•	•	2047	•	2247	2326
Theale	d	1753	•	1855	•	1954	•	•	2053	2151	2253	2332
Aldermaston	d	•	•	1859	•	•	•	•	2058	•	2258	•
Midgham	d	•	•	1904	•	•	•	•	2101	•	2301	•
Thatcham	d	1802	•	1909	•	2002	•	•	2106	2200	2306	2340
Newbury Racecourse	d	•	•	1912	•	•	•	•	2111	•	2311	•
Newbury	a	1807	1847	1917	•	2007	2047	•	2116	2205	2314	2347
Newbury	d	1808	1848	•	•	2008	2048	•	•	2206	•	•
Kintbury	d	1814	•	•	•	2014	•	•	•	2212	•	•
Hungerford	d	1819	•	•	•	2019	•	•	•	2217	•	•
Bedwyn	a	1827	•	•	•	2029	•	•	•	2224	•	•
Pewsey	d	•	1908	•	•	•	2109	•	•	•	•	•
Westbury	a	•	1925	•	•	•	2126	•	•	•	•	•
Westbury	d	•	1927	•	•	•	2128	2138	•	•	•	•
Frome	a	•	•	•	•	•	2147	•	•	•	•	•
Bruton	d	•	•	•	•	•	2159	•	•	•	•	•
Castle Cary	a	•	•	•	2030	•	2144	2204	•	•	•	•
Taunton	a	•	2001	•	2051	•	2205	•	•	•	•	•
Train continues to			PNZ		PLY		PLY	WEY				



CASTLE CARY, WESTBURY, BEDWYN AND NEWBURY TO READING AND LONDON PADDINGTON

MONDAYS TO FRIDAYS

Table with columns for Operator, Notes, Facilities, and time slots (GW, MO, etc.) for the first section of the route.

Table with columns for Operator, Notes, Facilities, and time slots (GW, TE, etc.) for the second section of the route.

Table with columns for Operator, Notes, Facilities, and time slots (GW, AC-K, etc.) for the third section of the route.

Operator	Notes	GW	GW	GW	GW	GW	GW	GW	GW	GW	GW	GW	GW	GW	GW	GW	GW	GW	GW	GW	GW	GW	GW	GW	GW	
Facilities																										
Taunton	d	.	.	.	.	.	.	0535	0713	.	.	.	.	.	.	0921	.	.	.	.	1024	.	.	.	.	
Castle Cary	d	.	.	.	.	.	.	.	0734	.	.	.	.	0748	.	.	0942	.	.	0955	.	.	.	.	1220	
Bruton	d	.	.	.	.	.	.	.	.	.	.	.	0754	.	.	.	.	.	1001	.	.	.	.	.	1225	
Frome	d	.	.	.	0649	.	.	.	.	.	.	.	.	0807	.	.	.	.	1016	.	.	.	.	.	1238	
Westbury	a	.	.	.	0658	.	.	0736	0752	.	.	.	0816	.	.	1000	.	1025	.	1100	.	.	.	.	1247	
Westbury	d	.	.	.	.	.	.	.	0756	.	.	.	.	.	.	1002	.	.	.	1103	.	.	.	.	.	
Pewsey	d	.	.	.	.	.	.	.	0814	.	.	.	.	.	.	1019	.	.	.	.	.	.	.	.	.	
Bedwyn	d	0605	0641	.	.	0741	.	.	.	.	.	0841	.	.	0941	.	.	1041	.	.	.	1141	.	1241	.	1345
Hungerford	d	0610	0646	.	.	0746	.	.	.	.	0846	.	.	0946	.	.	1046	.	.	1146	.	1246	.	.	.	1350
Kintbury	d	0615	0651	.	.	0751	.	.	.	.	0851	.	.	0951	.	.	1051	.	.	1151	.	1251	.	.	.	1355
Newbury	a	0622	0658	.	.	0758	.	.	0834	0858	.	.	0958	.	.	1058	.	.	1158	.	1258	.	.	.	.	1402
Newbury	d	0622	0658	0716	.	0758	0816	.	0835	0858	0907	.	0958	1016	.	1058	.	1116	.	1158	1216	1258	.	.	1321	1402
Newbury Racecourse	d	0624	.	0718	.	.	0818	.	.	.	0909	.	.	1018	.	.	1118	.	.	1218	.	.	.	.	.	1323
Thatcham	d	0629	0703	0723	.	0803	0823	.	.	0903	0914	.	1003	1023	.	1103	.	1123	.	1203	1223	1303	.	.	1328	1407
Midgham	d	0634	.	0727	.	.	0827	.	.	0918	.	.	1027	.	.	1127	.	.	1227	.	.	1327	.	.	.	1332
Aldermaston	d	0637	.	0731	.	.	0831	.	.	0922	.	.	1031	.	.	1131	.	.	1231	.	.	1331	.	.	.	1336
Theale	d	0642	0711	0736	.	0811	0836	.	.	0911	0927	.	1011	1036	.	1111	.	1136	.	1211	1236	1311	.	.	1341	1415
Reading West	d	0649	.	0743	.	.	0843	.	.	0934	.	.	1043	.	.	1143	.	.	1243	.	.	1343	.	.	.	1348
Reading	a	0653	0720	0747	.	0820	0847	.	0851	0920	0938	.	1021	1047	1052	1120	.	1147	1149	1220	1247	1320	.	.	1352	1424
London Paddington	a	0741	0752	0827	.	0852	.	.	0921	0954	1014	.	1053h	1128	1121	1152	.	1226	1221	1252	1321	1352	.	.	1429	1458

Train continues to **SOU** **BRI** **GCR** **GCR**

Operator	Notes	GW	GW	GW	GW	GW	GW	GW	GW	GW	GW	GW	GW	GW	GW	GW	GW	GW	GW	GW	GW	GW	GW	GW	GW
Facilities																									
Taunton	d	.	1315	.	.	.	.	.	1445	.	.	.	.	1612	.	.	.	.	.	1831	.	.	.	.	1929
Castle Cary	d	.	1336	.	.	1427	.	.	1508	.	.	.	.	1633	.	1717	.	.	1840	1853	.	.	.	1934	1950
Bruton	d	.	.	.	.	1432	.	.	.	.	.	.	.	.	1723	.	.	1845	.	.	.	.	.	1939	.
Frome	d	.	.	.	.	1445	.	1500	.	.	.	.	.	.	1736	.	.	1858	.	.	.	.	.	1951	.
Westbury	a	.	1354	.	.	1455	.	1509	1526	.	.	.	1651	.	1745	.	.	1907	1912	.	.	.	2000	2008	
Westbury	d	.	1355	.	.	.	.	.	1528	.	.	.	1653	.	.	.	.	.	1914	.	.	.	.	.	2013
Pewsey	d	.	1413	.	.	.	.	.	1546	.	.	.	1711	.	.	.	.	.	.	.	.	.	.	.	2030
Bedwyn	d	.	.	1441	.	.	1541	.	.	.	1645	.	.	1741	.	.	1841	.	.	.	.	.	.	.	2047
Hungerford	d	.	.	1446	.	.	1546	.	.	.	1650	.	.	1746	.	.	1846	.	.	.	.	.	.	.	2052
Kintbury	d	.	.	1451	.	.	1551	.	.	.	1655	.	.	1751	.	.	1851	.	.	.	.	.	.	.	2057
Newbury	a	.	.	1458	.	.	1558	.	1606	.	1702	.	.	1758	.	.	1858	.	.	1947	1959	.	.	.	2104
Newbury	d	1413	.	1458	1513	.	1558	.	1608	1613	1702	1710	.	1758	.	1816	1858	1916	.	1948	.	.	2008	.	2104
Newbury Racecourse	d	1415	.	.	1515	.	.	.	.	1615	.	1712	.	.	.	1818	.	.	1918	.	.	.	2010	.	2106
Thatcham	d	1420	.	1503	1520	.	1603	.	.	1620	1707	1717	.	1803	.	1823	1903	1923	.	.	.	2015	.	.	2111
Midgham	d	1424	.	.	1524	.	.	.	.	1624	.	1721	.	.	.	1827	.	1927	.	.	.	2019	.	.	2116
Aldermaston	d	1428	.	.	1528	.	.	.	.	1628	.	1725	.	.	.	1831	.	1931	.	.	.	2023	.	.	2119
Theale	d	1433	.	1511	1533	.	1611	.	.	1633	1715	1730	.	1811	.	1836	1911	1936	.	.	.	2028	.	.	2124
Reading West	d	1440	.	.	1540	.	.	.	.	1640	.	1737	.	.	1843	.	1943	.	.	.	.	2035	.	.	2131
Reading	a	1444	1447	1520	1544	.	1620	.	1629	1644	1724	1743	1744	1820	.	1847	1920	1947	.	2005	.	2039	.	2103	2135
London Paddington	a	1522	1516	1552	1621	.	1652	.	1700	1721	1756	1821	1812	1856	.	1926	1952	2027	.	2037	.	2114	.	2131	2206

Train continues to **GCR** **WMN** **GMV** **BRI** **BRI**

Operator	Notes	GW	GW	GW	GW	GW
Facilities						
Taunton	d	.	.	.	.	.
Castle Cary	d	.	.	.	2125	.
Bruton	d	.	.	.	2131	.
Frome	d	.	2053	.	2144	.
Westbury	a	.	2102	.	2154	.
Westbury	d	.	.	.	.	.
Pewsey	d	.	.	.	.	.
Bedwyn	d	2135	.	2219	.	2322
Hungerford	d	2140	.	2224	.	2327
Kintbury	d	2145	.	2229	.	2332
Newbury	a	2152	.	2236	.	2339
Newbury	d	2200	.	2236	.	2339
Newbury Racecourse	d	2202	.	2238	.	2341
Thatcham	d	2207	.	2243	.	2346
Midgham	d	2211	.	2248	.	2351
Aldermaston	d	2215	.	2251	.	2354
Theale	d	2220	.	2256	.	2359
Reading West	d	2227	.	2303	.	0006
Reading	a	2231	.	2307	.	0010
London Paddington	a	2343	.	2351	.	0118

Train continues to **BRI**

## Weekend timetables

Train times are often changed at weekends to enable maintenance work to be carried out. The times shown in this timetable are a guide to our services, and you should confirm your train times online at [GWR.com](http://GWR.com) prior to travelling.

Operator	Notes	GW	GW	GW	GW	GW	GW	GW	GW	GW	GW	GW	GW	GW	GW	GW	GW	GW	GW	GW	GW	GW	SW	GW	
Facilities		■	■	■	■	■	■	■	■	■	■	■	■	■	■	■	■	■	■	■	■	■	■	■	
Taunton	d	.	.	.	0911	.	1009	.	.	1139	.	.	1230	.	1313	.	.	.	1511	.	.	.	1712	.	.
Castle Cary	d	.	.	.	0934	.	.	.	.	1200	.	1209	1251	.	.	.	.	1518	1533	.	.	1713	1734	.	.
Bruton	d	.	.	.	.	.	.	.	.	.	.	1214	.	.	.	.	.	1524	.	.	.	1718	.	.	.
Frome	d	.	.	0939	.	.	.	.	1140	.	.	1227	.	.	.	.	.	1537	.	.	.	1731	.	1804	.
Westbury	a	.	.	0948	0951	.	1043	.	1149	1219	.	1236	.	.	1350	.	.	1546	1550	.	.	1740	1751	1812	.
Westbury	d	.	.	.	0954	.	1046	.	.	1221	.	.	.	.	1350	.	.	.	1550	.	.	.	1754	.	.
Pewsey	d	.	.	.	1011	.	.	.	.	1238	.	.	.	.	.	.	.	.	1608	.	.	.	1811	.	.
Bedwyn	d	.	0945	.	.	1054	.	.	.	.	1254	.	.	.	.	1454	.	.	.	1654	.	.	.	1854	.
Hungerford	d	.	0951	.	.	1100	.	.	.	.	1259	.	.	.	.	1500	.	.	.	1700	.	.	.	1900	.
Kintbury	d	.	0956	.	.	1104	.	.	.	.	1303	.	.	.	.	1504	.	.	.	1704	.	.	.	1904	.
Newbury	a	.	1002	.	1031	1111	1120	.	.	1258	1310	.	.	.	.	1511	.	.	1629	1711	.	.	1831	.	1911
Newbury	d	0903	1003	.	1032	1111	1120	1203	.	1259	1311	.	.	1402	.	1512	1603	.	1629	1711	1803	.	1832	.	1911
Newbury Racecourse	d	0905	1005	.	.	.	.	1205	.	.	.	.	.	1404	.	.	1605	.	.	.	1805	.	.	.	.
Thatcham	d	0910	1010	.	.	1116	.	1210	.	.	1316	.	.	1409	.	1517	1610	.	.	1716	1810	.	.	.	1916
Midgham	d	0915	1015	.	.	.	.	1215	.	.	.	.	.	1414	.	.	1615	.	.	.	1815	.	.	.	.
Aldermaston	d	0918	1018	.	.	.	.	1218	.	.	.	.	.	1417	.	.	1618	.	.	.	1818	.	.	.	.
Theale	d	0923	1023	.	.	1124	.	1223	.	.	1324	.	.	1422	.	1525	1623	.	.	1724	1823	.	.	.	1924
Reading West	d	0931	1031	.	.	.	.	1230	.	.	.	.	.	1428	.	.	1630	.	.	.	1830	.	.	.	.
Reading	a	0934	1033	.	1049	1133	1140	1233	.	1316	1333	.	1351	1433	1437	1535	1633	.	1646	1733	1836	.	1848	.	1935
London Paddington	a	1015	1115	.	1130	1214	1221	1314	.	1355	1414	.	1430	1512	1515	1614	1715	.	1729	1813	1925	.	1929	.	2025
Train continues to				CDF				BRI				SWI						BRI				BRI		WAT	

Operator	Notes	GW	GW	GW	GW	GW	GW	GW	GW	GW	GW	GW
Facilities		■	■	■	■	■	■	■	■	■	■	■
Taunton	d	.	.	1916	.	2015	.	.	2104	.	.	.
Castle Cary	d	.	1900	.	.	2037	.	2110	2127	.	.	.
Bruton	d	.	1905	.	.	.	.	2116	.	.	.	.
Frome	d	.	1918	.	.	.	.	2129	.	.	.	.
Westbury	a	.	1926	1951	.	2054	.	2139	2144	.	.	.
Westbury	d	.	.	1954	.	2056	.	.	2146	.	.	.
Pewsey	d	.	.	.	.	.	.	2201	.	.	.	.
Bedwyn	d	.	.	.	2054	.	.	.	.	2235	.	.
Hungerford	d	.	.	.	2100	.	.	.	.	2241	.	.
Kintbury	d	.	.	.	2104	.	.	.	.	2245	.	.
Newbury	a	.	.	2027	2111	.	.	.	2221	2252	.	.
Newbury	d	1943	.	2028	2111	.	2143	.	2222	2253	2323	2355
Newbury Racecourse	d	1945	.	.	.	.	2145	.	.	.	.	2357
Thatcham	d	1950	.	.	2116	.	2150	.	2258	2328	0002	.
Midgham	d	1955	.	.	.	.	2155	.	.	.	.	0007
Aldermaston	d	1958	.	.	.	.	2158	.	.	.	.	0010
Theale	d	2003	.	.	2124	.	2203	.	.	2306	2336	0015
Reading West	d	2011	.	.	.	.	2211	.	.	.	.	0023s
Reading	a	2014	.	2045	2134	2143	2214	.	2242	2315	2345	0026
London Paddington	a	2108	.	2127	.	2228	2318	.	2325	0009	0115	0145
Train continues to				BRI				BRI				

**Newbury is going electric!**

Network Rail will be electrifying the route between Reading and Newbury throughout 2018. Train services will be subject to alteration. For more information please go to [GWR.com/Newbury2018](http://GWR.com/Newbury2018)

