



# Great Western Railway

Timetable

1 January to 19 May 2018

# B3

Bristol to Cardiff, Gloucester, Cheltenham Spa, Worcester and the Malverns



---

# General Information

This timetable shows the full service from Bristol to Cardiff, Gloucester, Cheltenham Spa, Worcester and the Malverns.

<b>Contents</b>	<b>Page</b>
Great Malvern, Cheltenham Spa, Gloucester and Cardiff to Bristol	1
Bristol To Cardiff, Gloucester, Cheltenham Spa And Great Malvern	22
Ashchurch for Tewkesbury and Cheltenham Spa to Gloucester	43
Gloucester to Cheltenham Spa and Ashchurch for Tewkesbury	46

## **Want to bring your bike?**

Bike reservations are compulsory on many of our services. Space is limited on board, and so we operate a strict first-come, first-served policy. Book a space at your nearest staffed station, through our Customer Support team, or when you buy your ticket online at [GWR.com](http://GWR.com)

## **Short platforms**

Some stations on our network have short platforms. In some cases you can only join or leave the train from certain carriages. Please listen for announcements.

## **PLUSBUS**

Buy an add-on ticket giving you discounted bus travel to and from many of our stations. Visit [plusbus.info](http://plusbus.info) for more details.

**Free Wi-Fi** is available on most of our trains.

MONDAYS TO FRIDAYS

GREAT MALVERN, CHELTENHAM SPA,  
GLOUCESTER AND CARDIFF TO BRISTOL

Operator Notes Facilities		GW MX	GW A	GW	GW	GW	GW	GW	GW
Great Malvern	d	.	.	.	.	.	.	.	.
Malvern Link	d	.	.	.	.	.	.	.	.
Worcester Foregate St  ⑦	d	.	.	.	.	.	.	.	.
Worcester Shrub Hill  ⑦	d	.	.	.	.	0528	.	.	.
Ashchurch for Tewkesbury	d	.	.	.	.	0544	.	.	.
Cheltenham Spa	d	.	.	.	.	0554	.	.	.
Gloucester  ⑦	a	.	.	.	.	0603	.	.	.
Gloucester  ⑦	d	.	0517	.	.	.	.	0616	.
Cam & Dursley	d	.	.	.	.	.	.	0632	.
Yate	d	.	.	.	.	.	.	0645	.
Cardiff Central  ⑦	d	2327p	.	.	.	.	.	.	0630
Newport	d	2345p	.	.	.	.	.	.	0644
Severn Tunnel Junction	d	0003	.	.	.	.	.	.	0655
Patchway	d	0016	.	.	.	.	.	.	0708
Bristol Parkway  ⑦	a	.	.	.	.	.	.	0654	.
Bristol Parkway  ⑦	d	.	.	0624	.	.	.	0657	.
Filton Abbey Wood	d	0020	.	0628	.	.	.	0701	0712
Severn Beach	d	.	.	.	0600	.	.	.	.
Avonmouth	d	.	.	.	0612	.	0629	.	.
Clifton Down	d	.	.	.	0625	.	0643	.	.
Stapleton Road	d	0025	.	.	0636	.	0653	0707	.
Lawrence Hill	d	0027	.	.	0638	.	0655	0709	.
Bristol Temple Meads  ⑩	a	0033	.	0636	0641	.	0658	0713	0720
Weston-super-Mare	a	.	.	0702	.	.	.	0747	.
Taunton	a	.	.	0738	.	.	.	0823	.
Keynsham	a	.	.	.	.	.	.	.	.
Oldfield Park	a	.	.	.	.	.	.	.	.
Bath Spa  ⑦	a	.	.	.	.	.	.	.	0735
Westbury	a	.	0653	.	.	.	.	.	0804
Train continues to			SOU	PNZ		PAD			PMH

Operator Notes Facilities		GW	XC	GW	GW	GW	XC	GW	GW
Great Malvern	d	.	.	.	.	.	.	.	.
Malvern Link	d	.	.	.	.	.	.	.	.
Worcester Foregate St  ⑦	d	.	.	.	.	.	.	.	.
Worcester Shrub Hill  ⑦	d	.	.	.	.	0649	.	.	.
Ashchurch for Tewkesbury	d	.	.	.	.	0705	.	.	.
Cheltenham Spa	d	0624	.	.	.	0716	0723	.	.
Gloucester  ⑦	a	0634	.	.	.	0726	.	.	.
Gloucester  ⑦	d	0642	.	.	0705	0741	.	.	.
Cam & Dursley	d	0657	.	.	0723	└	.	.	.
Yate	d	0712	.	.	0738	.	.	.	.
Cardiff Central  ⑦	d	.	0700	.	.	.	.	0730	.
Newport	d	.	0714	.	.	.	.	0744	.
Severn Tunnel Junction	d	.	0725	.	.	.	.	0756	.
Patchway	d	.	0737	.	.	.	.	.	.
Bristol Parkway  ⑦	a	0722	0808c	.	0748	.	0754	.	.
Bristol Parkway  ⑦	d	0724	.	.	0749	.	0755	.	0812
Filton Abbey Wood	d	0728	0741	.	0753	.	.	0811	0816
Severn Beach	d	.	.	0716	.	.	.	.	.
Avonmouth	d	.	.	0726	.	.	.	.	.
Clifton Down	d	.	.	0740	.	.	.	.	.
Stapleton Road	d	0733	.	0752	.	.	.	.	.
Lawrence Hill	d	0735	.	0755	.	.	.	.	.
Bristol Temple Meads  ⑩	a	0740	0751	0758	0800	.	0805	0818	0824
Weston-super-Mare	a	.	.	.	.	.	.	.	0859
Taunton	a	.	.	.	.	.	0842	.	0932
Keynsham	a	0753	.	.	0818	.	.	.	.
Oldfield Park	a	0802	.	.	0826	.	.	.	.
Bath Spa  ⑦	a	0806	.	.	0829	.	.	0835	.
Westbury	a	0836	.	.	.	.	.	0901	.
Train continues to			MAN		SWI	WEY	PGN	PMH	

## MONDAYS TO FRIDAYS

GREAT MALVERN, CHELTENHAM SPA,  
GLOUCESTER AND CARDIFF TO BRISTOL

Operator Notes Facilities		GW	GW	GW	XC	GW	GW	GW	XC
		■	□		■	□			■
Great Malvern	d	.	.	.	.	.	.	.	.
Malvern Link	d	.	.	.	.	.	.	.	.
Worcester Foregate St	d	.	.	.	.	.	.	.	.
Worcester Shrub Hill	d	0708	.	.	.	.	.	.	.
Ashchurch for Tewkesbury	d	.	.	.	.	.	.	.	.
Cheltenham Spa	d	0731	.	.	0752	.	.	.	0825
Gloucester	a	0740	.	←	.	.	.	.	.
Gloucester	d	.	.	0741	.	.	.	.	.
Cam & Dursley	d	.	.	0756	.	.	.	.	.
Yate	d	.	.	0810	.	.	.	.	.
Cardiff Central	d	.	.	.	.	0800	.	.	.
Newport	d	.	.	.	.	0815	.	.	.
Severn Tunnel Junction	d	.	.	.	.	0826	.	.	.
Patchway	d	.	.	.	.	0839	.	.	.
Bristol Parkway	a	.	.	0820	0826	.	.	.	0854
Bristol Parkway	d	.	.	0820	0827	.	0845	.	0857
Filton Abbey Wood	d	.	.	0823	.	0843	0849	.	.
Severn Beach	d	.	0751	.	.	.	.	.	.
Avonmouth	d	.	0801	.	.	.	.	0836	.
Clifton Down	d	.	0816	.	.	.	.	0849	.
Stapleton Road	d	.	0826	.	.	.	0854	0901	.
Lawrence Hill	d	.	0828	.	.	.	0856	0904	.
Bristol Temple Meads	a	.	0832	0836	0839	0851	0900	0907	0910
Weston-super-Mare	a	.	.	.	.	0923	.	.	.
Taunton	a	.	.	.	0914	1001	.	.	.
Keynsham	a	.	.	0847	.	.	0911	.	.
Oldfield Park	a	.	.	0855	.	.	0919	.	.
Bath Spa	a	.	.	0858	.	.	0922	.	.
Westbury	a	.	.	0928	.	.	0949	.	.
Train continues to		PAD		WEY	PLY	PGN			

Operator Notes Facilities		GW	GW	GW	XC	GW	GW	GW	XC
		◇	□		■	□			■
Great Malvern	d	.	.	.	.	.	.	.	.
Malvern Link	d	.	.	.	.	.	.	.	.
Worcester Foregate St	d	.	.	.	.	.	.	.	.
Worcester Shrub Hill	d	.	.	.	.	.	.	.	.
Ashchurch for Tewkesbury	d	.	.	.	.	.	.	.	.
Cheltenham Spa	d	.	.	.	0852	.	.	.	0926
Gloucester	a	.	.	.	.	.	.	.	.
Gloucester	d	.	.	0841	.	.	.	.	.
Cam & Dursley	d	.	.	0856	.	.	.	.	.
Yate	d	.	.	0910	.	.	.	.	.
Cardiff Central	d	0830	.	.	.	.	0900	.	.
Newport	d	0844	.	.	.	.	0915	.	.
Severn Tunnel Junction	d	0855	.	.	.	.	0926	.	.
Patchway	d	.	.	.	.	.	0939	.	.
Bristol Parkway	a	.	.	0919	0925	.	.	.	0954
Bristol Parkway	d	.	0912	0919	0926	.	.	0941	0957
Filton Abbey Wood	d	0909	0916	0923	.	.	0943	0948	.
Severn Beach	d	.	.	.	.	.	.	.	.
Avonmouth	d	.	.	.	.	0915	.	.	.
Clifton Down	d	.	.	.	.	0928	.	.	.
Stapleton Road	d	.	.	0929	.	0939	.	0953	.
Lawrence Hill	d	.	.	0931	.	0941	.	.	.
Bristol Temple Meads	a	0919	0924	0935	0939	0947	0954	1001	1008
Weston-super-Mare	a	.	1000	.	.	.	1022	.	.
Taunton	a	.	.	.	1015	.	1059	.	.
Keynsham	a	.	.	0953	.	.	.	.	.
Oldfield Park	a	.	.	1000	.	.	.	.	.
Bath Spa	a	0934	.	1003	.	.	.	.	.
Westbury	a	1001	.	1034	.	.	.	.	.
Train continues to		PMH		WEY	PLY		PNZ		

**MONDAYS TO FRIDAYS**
**GREAT MALVERN, CHELTENHAM SPA,  
GLOUCESTER AND CARDIFF TO BRISTOL**

Operator		GW	GW	GW	GW	XC	GW	GW	XC
Notes									
Facilities		◇	◇			■	◇		■
Great Malvern	d	.	.	.	0850	.	.	.	.
Malvern Link	d	.	.	.	0853	.	.	.	.
Worcester Foregate St	⑦ d	.	.	.	0903	.	.	.	.
Worcester Shrub Hill	⑦ d	.	.	.	0906	.	.	.	.
Ashchurch for Tewkesbury	d	.	.	.	0924	.	.	.	.
Cheltenham Spa	d	.	.	.	0933	1000	.	.	1026
Gloucester	⑦ a	.	.	.	0942	.	.	.	.
Gloucester	⑦ d	.	.	.	0944	.	.	.	.
Cam & Dursley	d	.	.	.	0959	.	.	.	.
Yate	d	.	.	.	1013	.	.	.	.
Cardiff Central	⑦ d	0930	.	.	.	.	1000	.	.
Newport	d	0944	.	.	.	.	1015	.	.
Severn Tunnel Junction	d	0955	.	.	.	.	1026	.	.
Patchway	d	.	.	.	.	.	1039	.	.
Bristol Parkway	⑦ a	.	.	.	1022	1030	.	.	1054
Bristol Parkway	⑦ d	.	1012	.	1022	1032	.	.	1057
Filton Abbey Wood	d	1009	1016	.	1025	.	1042	.	.
Severn Beach	d	.	.	0956	.	.	.	.	.
Avonmouth	d	.	.	1004	.	.	.	1034	.
Clifton Down	d	.	.	1016	.	.	.	1049	.
Stapleton Road	d	.	.	1025	1032	.	.	1101	.
Lawrence Hill	d	.	.	.	1034	.	.	1103	.
Bristol Temple Meads	⑩ a	1019	1024	1032	1039	1043	1052	1108	1110
Weston-super-Mare	a	.	1100	.	.	.	1121	.	1132
Taunton	a	.	.	.	.	1117	1155	.	1158
Keynsham	a	.	.	.	1054	.	.	.	.
Oldfield Park	a	.	.	.	1102	.	.	.	.
Bath Spa	⑦ a	1034	.	.	1106	.	.	.	.
Westbury	a	1100	.	.	1136	.	.	.	.
Train continues to		PMH				PLY			PGN

Operator		GW	GW	GW	XC	GW	GW	XC	GW
Notes									
Facilities		◇	◇		■	◇		■	◇
Great Malvern	d	.	.	.	.	.	.	.	.
Malvern Link	d	.	.	.	.	.	.	.	.
Worcester Foregate St	⑦ d	.	.	.	.	.	.	.	.
Worcester Shrub Hill	⑦ d	.	.	.	.	.	.	.	.
Ashchurch for Tewkesbury	d	.	.	.	.	.	.	.	.
Cheltenham Spa	d	.	.	.	1100	.	.	1126	.
Gloucester	⑦ a	.	.	.	.	.	.	.	.
Gloucester	⑦ d	.	.	1041	.	.	.	.	.
Cam & Dursley	d	.	.	1056	.	.	.	.	.
Yate	d	.	.	1110	.	.	.	.	.
Cardiff Central	⑦ d	1030	.	.	.	.	1100	.	1130
Newport	d	1045	.	.	.	.	1115	.	1144
Severn Tunnel Junction	d	.	.	.	.	.	1126	.	.
Patchway	d	.	.	.	.	.	1139	.	.
Bristol Parkway	⑦ a	.	.	1119	1131	.	.	1154	.
Bristol Parkway	⑦ d	.	1112	1120	1132	.	.	1156	.
Filton Abbey Wood	d	1110	1116	1123	.	.	1142	.	1209
Severn Beach	d	.	.	.	.	.	.	.	.
Avonmouth	d	.	.	.	.	1115	.	.	.
Clifton Down	d	.	.	.	.	1130	.	.	.
Stapleton Road	d	.	.	1129	.	1140	.	.	.
Lawrence Hill	d	.	.	1131	.	1142	.	.	.
Bristol Temple Meads	⑩ a	1119	1124	1135	1141	1149	1151	1205	1218
Weston-super-Mare	a	.	1200	.	.	.	1220	.	.
Taunton	a	.	.	.	1214	.	1253	.	.
Keynsham	a	.	.	1155	.	.	.	.	.
Oldfield Park	a	.	.	1203	.	.	.	.	.
Bath Spa	⑦ a	1134	.	1206	.	.	.	.	1234
Westbury	a	1200	.	1236	.	.	.	.	1300
Train continues to		PMH		WEY	PLY				PMH

MONDAYS TO FRIDAYS

GREAT MALVERN, CHELTENHAM SPA,  
GLOUCESTER AND CARDIFF TO BRISTOL

Operator Notes Facilities		GW	GW	GW	XC	GW	GW	XC	GW
				■	■			■	◇
Great Malvern	d	*	*	1048	*	*	*	*	*
Malvern Link	d	*	*	1051	*	*	*	*	*
Worcester Foregate St	⑦ d	*	*	1103	*	*	*	*	*
Worcester Shrub Hill	⑦ d	*	*	1106	*	*	*	*	*
Ashchurch for Tewkesbury	d	*	*	1124	*	*	*	*	*
Cheltenham Spa	d	*	*	1133	1200	*	*	1226	*
Gloucester	⑦ a	*	*	1145	*	*	*	*	*
Gloucester	⑦ d	*	*	1147	*	*	*	*	*
Cam & Dursley	d	*	*	1200	*	*	*	*	*
Yate	d	*	*	1214	*	*	*	*	*
Cardiff Central	⑦ d	*	*	*	*	1200	*	*	1230
Newport	d	*	*	*	*	1215	*	*	1244
Severn Tunnel Junction	d	*	*	*	*	1226	*	*	*
Patchway	d	*	*	*	*	1239	*	*	*
Bristol Parkway	⑦ a	*	*	1223	1229	*	*	1254	*
Bristol Parkway	⑦ d	1212	*	1223	1231	*	*	1257	*
Filton Abbey Wood	d	1216	*	1226	*	1242	*	*	1309
Severn Beach	d	*	1154	*	*	*	*	*	*
Avonmouth	d	*	1204	*	*	*	1234	*	*
Clifton Down	d	*	1216	*	*	*	1248	*	*
Stapleton Road	d	*	1225	*	*	*	1301	*	*
Lawrence Hill	d	*	*	*	*	*	1303	*	*
Bristol Temple Meads	⑩ a	1224	1232	1235	1242	1251	1306	1309	1319
Weston-super-Mare	a	1300	*	*	*	1321	*	*	*
Taunton	a	*	*	*	1316	1355	*	*	*
Keynsham	a	*	*	*	*	*	*	*	*
Oldfield Park	a	*	*	*	*	*	*	*	*
Bath Spa	⑦ a	*	*	1251	*	*	*	*	1334
Westbury	a	*	*	1325	*	*	*	*	1400
Train continues to				BTN	PLY				PMH

Operator Notes Facilities		GW	GW	XC	GW	GW	XC	GW	GW
				■	■		■	◇	◇
Great Malvern	d	*	*	*	*	*	*	*	*
Malvern Link	d	*	*	*	*	*	*	*	*
Worcester Foregate St	⑦ d	*	*	*	*	*	*	*	*
Worcester Shrub Hill	⑦ d	*	*	*	*	*	*	*	*
Ashchurch for Tewkesbury	d	*	*	*	*	*	*	*	*
Cheltenham Spa	d	*	*	1300	*	*	1326	*	*
Gloucester	⑦ a	*	*	*	*	*	*	*	*
Gloucester	⑦ d	*	1242	*	*	*	*	*	*
Cam & Dursley	d	*	1256	*	*	*	*	*	*
Yate	d	*	1310	*	*	*	*	*	*
Cardiff Central	⑦ d	*	*	*	*	1300	*	1330	*
Newport	d	*	*	*	*	1316	*	1344	*
Severn Tunnel Junction	d	*	*	*	*	1327	*	*	*
Patchway	d	*	*	*	*	1340	*	*	*
Bristol Parkway	⑦ a	*	1318	1331	*	*	1354	*	*
Bristol Parkway	⑦ d	1312	1319	1332	*	*	1357	*	1412
Filton Abbey Wood	d	1316	1325	*	*	1343	*	1409	1416
Severn Beach	d	*	*	*	*	*	*	*	*
Avonmouth	d	*	*	*	1315	*	*	*	*
Clifton Down	d	*	*	*	1330	*	*	*	*
Stapleton Road	d	*	1331	*	1342	*	*	*	*
Lawrence Hill	d	*	1333	*	1344	*	*	*	*
Bristol Temple Meads	⑩ a	1324	1336	1342	1350	1353	1408	1418	1424
Weston-super-Mare	a	1400	*	*	*	1425	*	*	1500
Taunton	a	*	*	1416	*	1458	*	*	*
Keynsham	a	*	1355	*	*	*	*	*	*
Oldfield Park	a	*	1403	*	*	*	*	*	*
Bath Spa	⑦ a	*	1406	*	*	*	*	1434	*
Westbury	a	*	1436	*	*	*	*	1500	*
Train continues to			FRO	PLY		EXD		PMH	

**MONDAYS TO FRIDAYS**
**GREAT MALVERN, CHELTENHAM SPA,  
GLOUCESTER AND CARDIFF TO BRISTOL**

Operator		GW	GW	XC	GW	GW	XC	GW	GW
Notes									
Facilities			■	□			■	□	◇
Great Malvern	d	•	1251	•	•	•	•	•	•
Malvern Link	d	•	1254	•	•	•	•	•	•
Worcester Foregate St	⑦ d	•	1303	•	•	•	•	•	•
Worcester Shrub Hill	⑦ d	•	1306	•	•	•	•	•	•
Ashchurch for Tewkesbury	d	•	1324	•	•	•	•	•	•
Cheltenham Spa	d	•	1333	1400	•	•	1426	•	•
Gloucester	⑦ a	•	1344	•	•	•	•	•	•
Gloucester	⑦ d	•	1346	•	•	•	•	•	•
Cam & Dursley	d	•	1400	•	•	•	•	•	•
Yate	d	•	1414	•	•	•	•	•	•
Cardiff Central	⑦ d	•	•	•	1400	•	•	1430	•
Newport	d	•	•	•	1415	•	•	1444	•
Severn Tunnel Junction	d	•	•	•	1426	•	•	•	•
Patchway	d	•	•	•	1439	•	•	•	•
Bristol Parkway	⑦ a	•	1422	1428	•	•	1454	•	•
Bristol Parkway	⑦ d	•	1423	1431	•	•	1457	•	1512
Filton Abbey Wood	d	•	1427	•	1442	•	•	1509	1516
Severn Beach	d	1356	•	•	•	•	•	•	•
Avonmouth	d	1404	•	•	•	1434	•	•	•
Clifton Down	d	1416	•	•	•	1448	•	•	•
Stapleton Road	d	1426	1432	•	•	1501	•	•	•
Lawrence Hill	d	•	1434	•	•	1503	•	•	•
Bristol Temple Meads	⑩ a	1432	1439	1443	1451	1507	1510	1518	1524
Weston-super-Mare	a	•	•	•	1522	•	•	•	1600
Taunton	a	•	•	1515	1601ae	•	1544	•	•
Keynsham	a	•	1454	•	•	•	•	•	•
Oldfield Park	a	•	1502	•	•	•	•	•	•
Bath Spa	⑦ a	•	1505	•	•	•	•	1534	•
Westbury	a	•	1535	•	•	•	•	1604	•
Train continues to			WEY	PLY			EXD	PMH	

Operator		GW	XC	GW	GW	GW	XC	GW	GW
Notes									
Facilities			■	□			■	□	◇
Great Malvern	d	•	•	•	•	•	•	•	•
Malvern Link	d	•	•	•	•	•	•	•	•
Worcester Foregate St	⑦ d	•	•	•	•	•	•	•	•
Worcester Shrub Hill	⑦ d	•	•	•	•	•	•	•	•
Ashchurch for Tewkesbury	d	•	•	•	•	•	•	•	•
Cheltenham Spa	d	•	1500	•	•	•	1526	•	•
Gloucester	⑦ a	•	•	•	•	•	•	•	•
Gloucester	⑦ d	1441	•	•	•	•	•	•	•
Cam & Dursley	d	1456	•	•	•	•	•	•	•
Yate	d	1510	•	•	•	•	•	•	•
Cardiff Central	⑦ d	•	•	•	1500	•	•	1530	•
Newport	d	•	•	•	1515	•	•	1544	•
Severn Tunnel Junction	d	•	•	•	1526	•	•	•	•
Patchway	d	•	•	•	1539	•	•	•	•
Bristol Parkway	⑦ a	1520	1529	•	•	•	1554	•	•
Bristol Parkway	⑦ d	1520	1530	•	•	1554	1557	•	1612
Filton Abbey Wood	d	1523	•	•	1542	1558	•	1609	1616
Severn Beach	d	•	•	•	•	•	•	•	•
Avonmouth	d	•	•	1515	•	•	•	•	•
Clifton Down	d	•	•	1531	•	•	•	•	•
Stapleton Road	d	1530	•	1542	•	•	•	•	•
Lawrence Hill	d	1531	•	1545	•	•	•	•	•
Bristol Temple Meads	⑩ a	1538	1541	1551	1551	•	1611	1619	1624
Weston-super-Mare	a	•	•	•	1626	•	•	•	1700
Taunton	a	•	1614	•	1659	•	•	•	•
Keynsham	a	1550	•	•	•	1612	•	•	•
Oldfield Park	a	1557	•	•	•	1619	•	•	•
Bath Spa	⑦ a	1600	•	•	•	1622	•	1634	•
Westbury	a	1631	•	•	•	•	•	1700	•
Train continues to				PLY				PMH	

**MONDAYS TO FRIDAYS**

**GREAT MALVERN, CHELTENHAM SPA,  
GLOUCESTER AND CARDIFF TO BRISTOL**

Operator		GW	GW	XC	GW	GW	GW	XC	GW
Notes									
Facilities				■	□			■	□
Great Malvern	d	•	1450	•	•	•	•	•	•
Malvern Link	d	•	1453	•	•	•	•	•	•
Worcester Foregate St	d	•	1503	•	•	•	•	•	•
Worcester Shrub Hill	d	•	1506	•	•	•	•	•	•
Ashchurch for Tewkesbury	d	•	1524	•	•	•	•	•	•
Cheltenham Spa	d	•	1533	1600	•	•	•	1626	•
Gloucester	a	•	1544	•	•	•	•	•	•
Gloucester	d	•	1546	•	•	•	•	•	•
Cam & Dursley	d	•	1600	•	•	•	•	•	•
Yate	d	•	1614	•	•	•	•	•	•
Cardiff Central	d	•	•	•	1600	•	•	•	1630
Newport	d	•	•	•	1615	•	•	•	1645
Sewern Tunnel Junction	d	•	•	•	1626	•	•	•	1656
Patchway	d	•	•	•	1639	•	•	•	•
Bristol Parkway	a	•	1623	1630	•	•	•	1654	•
Bristol Parkway	d	•	1624	1631	•	1646	•	1657	•
Filton Abbey Wood	d	•	1627	•	1643	1650	•	•	1711
Sewern Beach	d	1554	•	•	•	•	•	•	•
Avonmouth	d	1604	•	•	•	•	1634	•	•
Clifton Down	d	1616	•	•	•	•	1647	•	•
Stapleton Road	d	1626	1633	•	•	1655	1659	•	•
Lawrence Hill	d	•	1635	•	•	1657	1701	•	•
Bristol Temple Meads	a	1632	1639	1643	1652	1702	1705	1710	1719
Weston-super-Mare	a	•	•	•	1727	•	•	•	•
Taunton	a	•	•	1716	1801ae	•	•	1744	•
Keynsham	a	•	1654	•	•	1712	•	•	•
Oldfield Park	a	•	1702	•	•	1720	•	•	•
Bath Spa	a	•	1705	•	•	1723	•	•	1735
Westbury	a	•	1736	•	•	1752	•	•	1803
Train continues to			WEY	PNZ		WMN		PGN	PMH

Operator		GW	GW	XC	GW	GW	GW	XC	GW
Notes									
Facilities				■	□			■	□
Great Malvern	d	•	•	•	•	•	•	•	•
Malvern Link	d	•	•	•	•	•	•	•	•
Worcester Foregate St	d	•	•	•	•	•	•	•	•
Worcester Shrub Hill	d	•	•	•	•	•	•	•	•
Ashchurch for Tewkesbury	d	•	•	•	•	•	•	•	•
Cheltenham Spa	d	•	•	1651	•	•	•	1726	•
Gloucester	a	•	•	•	•	•	•	•	•
Gloucester	d	•	1640	•	•	•	•	•	•
Cam & Dursley	d	•	1656	•	•	•	•	•	•
Yate	d	•	1710	•	•	•	•	•	•
Cardiff Central	d	•	•	•	•	1700	•	•	1730
Newport	d	•	•	•	•	1715	•	•	1746
Sewern Tunnel Junction	d	•	•	•	•	1726	•	•	1757
Patchway	d	•	•	•	•	1739	•	•	•
Bristol Parkway	a	•	1719	1725	•	•	•	1754	•
Bristol Parkway	d	1712	1720	1726	•	•	1744	1757	•
Filton Abbey Wood	d	1716	1723	•	•	1743	1749	•	1812
Sewern Beach	d	•	•	•	•	•	•	•	•
Avonmouth	d	•	•	•	1715	•	•	•	•
Clifton Down	d	•	•	•	1729	•	•	•	•
Stapleton Road	d	•	1729	•	1741	•	1754	•	•
Lawrence Hill	d	•	1731	•	1744	•	1756	•	•
Bristol Temple Meads	a	1724	1735	1740	1747	1753	1800	1807	1820
Weston-super-Mare	a	1801	•	•	•	1829	•	•	•
Taunton	a	•	•	1815	•	1903	•	•	•
Keynsham	a	•	1755	•	•	•	1811	•	•
Oldfield Park	a	•	1803	•	•	•	1818	•	•
Bath Spa	a	•	1806	•	•	•	1821	•	1836
Westbury	a	•	1836	•	•	•	1854	•	1903
Train continues to			WEY	PNZ					PMH



**MONDAYS TO FRIDAYS**

**GREAT MALVERN, CHELTENHAM SPA,  
GLOUCESTER AND CARDIFF TO BRISTOL**

Operator Notes Facilities		GW	GW	GW	GW A	GW	XC	GW	XC
							■ □		■ □
Great Malvern	d	.	.	1648	.	.	.	.	.
Malvern Link	d	.	.	1651	.	.	.	.	.
Worcester Foregate St	d	.	.	1702	.	.	.	.	.
Worcester Shrub Hill	d	.	.	1706	.	.	.	.	.
Ashchurch for Tewkesbury	d	.	.	1724	.	.	.	.	.
Cheltenham Spa	d	.	.	1733	1741	.	1752	.	1825
Gloucester	a	.	.	1742	1751	.	.	.	.
Gloucester	d	.	.	1746	1754	.	.	.	.
Cam & Dursley	d	.	.	1800	.	.	.	.	.
Yate	d	.	.	1814	.	.	.	.	.
Cardiff Central	d	.	.	.	.	.	.	1800	.
Newport	d	.	.	.	.	.	.	1816	.
Severn Tunnel Junction	d	.	.	.	.	.	.	1827	.
Patchway	d	.	.	.	.	.	.	1840	.
Bristol Parkway	a	.	.	1823	.	.	1828	.	1854
Bristol Parkway	d	1812	.	1823	.	.	1829	.	1857
Filton Abbey Wood	d	1816	.	1827	.	.	.	1845	.
Severn Beach	d	.	1754	.	.	.	.	.	.
Avonmouth	d	.	1804	.	.	.	.	.	.
Clifton Down	d	.	1816	.	.	.	.	.	.
Stapleton Road	d	1820	1828	1833	.	.	.	.	.
Lawrence Hill	d	.	1830	1835	.	.	.	.	.
Bristol Temple Meads	a	1825	1835	1838	.	.	1841	1852	1906
Weston-super-Mare	a	1900	.	.	.	.	.	1928	.
Taunton	a	.	.	.	.	←	1915	2002	.
Keynsham	a	.	.	1858	.	1858	.	.	.
Oldfield Park	a	.	.	←	.	1906	.	.	.
Bath Spa	a	.	.	.	.	1909	.	.	.
Westbury	a	.	.	.	1931	1939	.	.	.
Train continues to					SOU		PNZ		

Operator Notes Facilities		GW	GW	GW	XC	GW	GW	XC	GW
		◇ □			■ □			■ □	◇
Great Malvern	d	.	.	.	.	.	.	.	.
Malvern Link	d	.	.	.	.	.	.	.	.
Worcester Foregate St	d	.	.	.	.	.	.	.	.
Worcester Shrub Hill	d	.	.	.	.	.	.	.	.
Ashchurch for Tewkesbury	d	.	.	.	.	.	.	.	.
Cheltenham Spa	d	.	.	.	1852	.	.	1925	.
Gloucester	a	.	.	.	1901	.	.	.	.
Gloucester	d	.	.	1842	1906	.	.	.	.
Cam & Dursley	d	.	.	1856	.	.	.	.	.
Yate	d	.	.	1910	.	.	.	.	.
Cardiff Central	d	1830	.	.	.	1900	.	.	1930
Newport	d	1844	.	.	.	1915	.	.	1944
Severn Tunnel Junction	d	1855	.	.	.	1926	.	.	.
Patchway	d	.	.	.	.	1939	.	.	.
Bristol Parkway	a	.	.	1919	1932	.	.	1954	.
Bristol Parkway	d	.	.	1919	1934	.	.	1957	.
Filton Abbey Wood	d	1910	.	1924	.	1944	.	2021e	2009
Severn Beach	d	.	1845	.	.	.	.	.	.
Avonmouth	d	.	1855	.	.	.	1932	.	.
Clifton Down	d	.	1911	.	.	.	1945	.	.
Stapleton Road	d	.	1922	1929	.	.	1956	.	.
Lawrence Hill	d	.	1925	1931	.	.	1958	.	.
Bristol Temple Meads	a	1918	1928	1934	1942	1953	2007	2009	2017
Weston-super-Mare	a	.	.	.	.	2027	.	.	.
Taunton	a	.	.	.	2016	2101	.	.	.
Keynsham	a	.	.	.	.	.	.	.	.
Oldfield Park	a	.	.	.	.	.	.	.	.
Bath Spa	a	1935	.	.	.	.	.	.	2034
Westbury	a	2006	.	.	.	.	.	.	2100
Train continues to		PMH			PLY			CDF	PMH

MONDAYS TO FRIDAYS

GREAT MALVERN, CHELTENHAM SPA,  
GLOUCESTER AND CARDIFF TO BRISTOL

Operator		GW	GW	GW	XC	GW	GW	GW	XC
Notes						FX		FO	
Facilities					■	■		■	■
Great Malvern	d	.	.	1850	.	.	.	.	.
Malvern Link	d	.	.	1853	.	.	.	.	.
Worcester Foregate St	d	.	.	1903	.	.	.	.	.
Worcester Shrub Hill	d	.	.	1907	.	.	.	.	.
Ashchurch for Tewkesbury	d	.	.	1924	.	.	.	.	.
Cheltenham Spa	d	.	.	1934	1952	.	.	.	2025
Gloucester	a	.	.	1943	.	.	.	.	.
Gloucester	d	.	.	1945	.	.	.	.	.
Cam & Dursley	d	.	.	2000	.	.	.	.	.
Yate	d	.	.	2015	.	.	.	.	.
Cardiff Central	d	.	.	.	.	.	2000	.	.
Newport	d	.	.	.	.	.	2016	.	.
Severn Tunnel Junction	d	.	.	.	.	.	2027	.	.
Patchway	d	.	.	.	.	.	2040	.	.
Bristol Parkway	a	.	.	2026	2030	.	.	.	2054
Bristol Parkway	d	2011	.	2027	2032	2037	.	2039	2056
Filton Abbey Wood	d	2015	.	2030	.	.	2044	.	.
Severn Beach	d	.	.	.	.	.	.	.	.
Avonmouth	d	.	2003	.	.	.	.	.	.
Clifton Down	d	.	2016	.	.	.	.	.	.
Stapleton Road	d	2021	2028	.	.	.	.	.	.
Lawrence Hill	d	2023	2030	.	.	.	.	.	.
Bristol Temple Meads	a	2027	2034	2038	2042	2048	2052	2059	2105
Weston-super-Mare	a	.	.	.	.	.	2127	.	.
Taunton	a	.	.	.	2119	.	2210ae	.	2143
Keynsham	a	.	.	.	.	.	.	.	.
Oldfield Park	a	.	.	.	.	.	.	.	.
Bath Spa	a	.	.	.	.	.	.	.	.
Westbury	a	.	.	.	.	.	.	.	.
Train continues to					PLY				PLY

Operator		GW	XC	GW	GW	GW	XC	GW	GW
Notes									
Facilities		◇	■			■	■		■
Great Malvern	d	.	.	.	.	.	.	.	.
Malvern Link	d	.	.	.	.	.	.	.	.
Worcester Foregate St	d	.	.	.	.	.	.	.	.
Worcester Shrub Hill	d	.	.	.	.	.	.	.	.
Ashchurch for Tewkesbury	d	.	.	.	.	.	.	.	.
Cheltenham Spa	d	.	2054	.	.	2120	2126	.	.
Gloucester	a	.	.	.	.	2129	.	.	←
Gloucester	d	.	.	.	.	2135	.	.	2135
Cam & Dursley	d	.	.	.	.	←	.	.	2149
Yate	d	.	.	.	.	.	.	.	2201
Cardiff Central	d	2030	.	2100	.	.	.	2130	.
Newport	d	2044	.	2115	.	.	.	2145	.
Severn Tunnel Junction	d	.	.	2126	.	.	.	2156	.
Patchway	d	.	.	2139	.	.	.	.	.
Bristol Parkway	a	.	2125	.	.	.	2201	.	2210
Bristol Parkway	d	.	2126	.	.	.	2202	.	2211
Filton Abbey Wood	d	2108	.	2143	.	.	.	2211	2217
Severn Beach	d	.	.	.	2129	.	.	.	.
Avonmouth	d	.	.	.	2139	.	.	.	.
Clifton Down	d	.	.	.	2152	.	.	.	.
Stapleton Road	d	.	.	.	2202	.	.	.	.
Lawrence Hill	d	.	.	.	2204	.	.	.	.
Bristol Temple Meads	a	2117	2136	2151	2207	.	2214	2221	2224
Weston-super-Mare	a	.	.	.	.	.	.	.	.
Taunton	a	.	2215	.	.	.	.	.	.
Keynsham	a	.	.	2210	.	.	.	.	.
Oldfield Park	a	.	.	2218	.	.	.	.	.
Bath Spa	a	2136	.	2221	.	.	.	.	.
Westbury	a	2203	.	2250	.	.	.	.	.
Train continues to		PMH	PLY						

MONDAYS TO FRIDAYS

GREAT MALVERN, CHELTENHAM SPA,  
GLOUCESTER AND CARDIFF TO BRISTOL

Operator Notes Facilities		XC	GW	GW FO	GW FX	GW	GW FO	GW FX	XC
Great Malvern	d	.	.	.	.	2136	.	.	.
Malvern Link	d	.	.	.	.	2139	.	.	.
Worcester Foregate St	d	.	.	.	.	2149	.	.	.
Worcester Shrub Hill	d	.	.	.	.	2152	.	.	.
Ashchurch for Tewkesbury	d	.	.	.	.	2208	.	.	.
Cheltenham Spa	d	2152	.	.	.	2218	.	.	2251
Gloucester	a	2202	.	.	.	2228	.	.	.
Gloucester	d	2206	.	.	.	2232	.	.	.
Cam & Dursley	d	.	.	.	.	.	.	.	.
Yate	d	.	.	.	.	.	.	.	.
Cardiff Central	d	.	.	2204	2204	.	2236	2236	.
Newport	d	.	.	2218	2220	.	2251	2254	.
Severn Tunnel Junction	d	.	.	2228	2237	.	2302	2311	.
Patchway	d	.	.	2241	2250	.	.	.	.
Bristol Parkway	a	2233	.	.	.	2304	.	.	2320
Bristol Parkway	d	2234	.	.	.	2304	.	.	2321
Filton Abbey Wood	d	.	.	2245	2254	.	2317	2326	.
Severn Beach	d	.	.	.	.	.	.	.	.
Avonmouth	d	.	2220	.	.	.	.	.	.
Clifton Down	d	.	2233	.	.	.	.	.	.
Stapleton Road	d	.	2245	2251	2300	.	.	.	.
Lawrence Hill	d	.	2247	2254	2303	.	.	.	.
Bristol Temple Meads	a	2243	2255	2259	2306	2314	2326	2337	2339
Weston-super-Mare	a	.	.	.	.	.	.	.	.
Taunton	a	.	.	.	.	.	.	.	.
Keynsham	a	.	.	.	.	.	.	.	.
Oldfield Park	a	.	.	.	.	.	.	.	.
Bath Spa	a	.	.	.	.	.	.	.	.
Westbury	a	.	.	.	.	.	.	.	.

Train continues to

Operator Notes Facilities		GW	GW	GW	WM FO
Great Malvern	d	.	.	.	.
Malvern Link	d	.	.	.	.
Worcester Foregate St	d	.	.	.	.
Worcester Shrub Hill	d	.	2228	.	2346
Ashchurch for Tewkesbury	d	.	2251	.	2359
Cheltenham Spa	d	.	2305	.	0008
Gloucester	a	.	2317	.	0019
Gloucester	d	.	.	.	.
Cam & Dursley	d	.	.	.	.
Yate	d	.	.	.	.
Cardiff Central	d	.	.	2327	.
Newport	d	.	.	2345	.
Severn Tunnel Junction	d	.	.	0003	.
Patchway	d	.	.	0016	.
Bristol Parkway	a	.	.	.	.
Bristol Parkway	d	.	.	.	.
Filton Abbey Wood	d	.	.	0020	.
Severn Beach	d	2315	.	.	.
Avonmouth	d	2325	.	.	.
Clifton Down	d	2338	.	.	.
Stapleton Road	d	2348	.	0025	.
Lawrence Hill	d	2350	.	0027	.
Bristol Temple Meads	a	2353	.	0033	.
Weston-super-Mare	a	.	.	.	.
Taunton	a	.	.	.	.
Keynsham	a	.	.	.	.
Oldfield Park	a	.	.	.	.
Bath Spa	a	.	.	.	.
Westbury	a	.	.	.	.

Train continues to

Looking for all trains from Ashchurch for Tewkesbury and Cheltenham Spa to Gloucester?

Please see page 43.

## SATURDAYS

GREAT MALVERN, CHELTENHAM SPA,  
GLOUCESTER AND CARDIFF TO BRISTOL

Operator Notes		GW	GW	GW	GW	GW	GW	XC	GW
Facilities			■ □			◇		■	
Great Malvern	d	.	.	.	.	.	.	.	.
Malvern Link	d	.	.	.	.	.	.	.	.
Worcester Foregate St	⑦ d	.	.	.	.	.	.	.	.
Worcester Shrub Hill	⑦ d	.	.	.	.	.	.	.	.
Ashchurch for Tewkesbury	d	.	.	.	.	.	.	.	.
Cheltenham Spa	d	.	.	.	.	.	.	.	0648
Gloucester	⑦ a	.	.	.	.	.	.	.	0658
Gloucester	⑦ d	.	.	.	0621	.	.	.	0702
Cam & Dursley	d	.	.	.	0636	.	.	.	0716
Yate	d	.	.	.	0651	.	.	.	0730
Cardiff Central	⑦ d	2327p	0455	.	.	0630	.	0700	.
Newport	d	2345p	0509	.	.	0644	.	0715	.
Sewern Tunnel Junction	d	0003	.	.	.	0655	.	0725	.
Patchway	d	0016	.	.	.	.	.	0737	.
Bristol Parkway	⑦ a	.	0536	.	0700	.	.	0808c	0739
Bristol Parkway	⑦ d	.	0542	.	0701	.	.	.	0743
Filton Abbey Wood	d	0020	.	.	0704	0710	.	0741	0746
Sewern Beach	d	.	.	.	.	.	.	.	.
Avonmouth	d	.	.	0634	.	.	0716	.	.
Clifton Down	d	.	.	0646	.	.	0731	.	.
Stapleton Road	d	0025	.	0655	.	.	0740	.	.
Lawrence Hill	d	0027	.	0657	.	.	0742	.	.
Bristol Temple Meads	⑩ a	0033	0553	0705	0713	0718	0749	0752	0755
Weston-super-Mare	a	.	.	.	0750	.	.	.	0824
Taunton	a	.	.	.	0823	.	.	.	.
Keynsham	a	.	.	.	.	.	.	.	.
Oldfield Park	a	.	.	.	.	.	.	.	.
Bath Spa	⑦ a	.	0611	.	.	0734	.	.	.
Westbury	a	.	.	.	.	0801	.	.	.
Train continues to			PAD			PMH		MAN	

Operator Notes		GW	XC	GW	GW	GW	GW	XC	GW B
Facilities			■ □	◇				■ □	
Great Malvern	d	.	.	.	.	.	.	.	.
Malvern Link	d	.	.	.	.	.	.	.	.
Worcester Foregate St	⑦ d	.	.	.	.	.	.	.	.
Worcester Shrub Hill	⑦ d	0649	.	.	.	.	.	.	.
Ashchurch for Tewkesbury	d	0705	.	.	.	.	.	.	.
Cheltenham Spa	d	0716	0725	.	.	.	.	0752	.
Gloucester	⑦ a	0725	.	.	.	.	←	.	.
Gloucester	⑦ d	0741	.	.	.	.	0741	.	.
Cam & Dursley	d	←	.	.	.	.	0756	.	.
Yate	d	.	.	.	.	.	0810	.	.
Cardiff Central	⑦ d	.	.	0730	.	.	.	.	0800
Newport	d	.	.	0744	.	.	.	.	0815
Sewern Tunnel Junction	d	.	.	0755	.	.	.	.	0826
Patchway	d	.	.	.	.	.	.	.	0841
Bristol Parkway	⑦ a	.	0753	.	.	.	0819	0824	.
Bristol Parkway	⑦ d	.	0754	.	0812	.	0820	0825	.
Filton Abbey Wood	d	.	.	0810	0816	.	0823	.	0846
Sewern Beach	d	.	.	.	.	0754	.	.	.
Avonmouth	d	.	.	.	.	0804	.	.	.
Clifton Down	d	.	.	.	.	0816	.	.	.
Stapleton Road	d	.	.	.	.	0825	.	.	.
Lawrence Hill	d	.	.	.	.	0827	.	.	.
Bristol Temple Meads	⑩ a	.	0805	0818	0824	0832	0834	0838	0854
Weston-super-Mare	a	.	.	.	0900	.	.	.	0925
Taunton	a	.	0842	.	.	.	.	0915	1005
Keynsham	a	.	.	.	.	.	0845	.	.
Oldfield Park	a	.	.	.	.	.	0853	.	.
Bath Spa	⑦ a	.	.	0834	.	.	0855	.	.
Westbury	a	.	.	0901	.	.	0926	.	.
Train continues to		WEY	PGN	PMH			WEY	PLY	

## SATURDAYS

GREAT MALVERN, CHELTENHAM SPA,  
GLOUCESTER AND CARDIFF TO BRISTOL

Operator		XC	GW	GW	GW	GW	XC	GW	GW
Notes									
Facilities		■ □		◇			■ □		■ □
Great Malvern	d	.	.	.	.	.	.	.	.
Malvern Link	d	.	.	.	.	.	.	.	.
Worcester Foregate St	⑦ d	.	.	.	.	.	.	.	.
Worcester Shrub Hill	⑦ d	.	.	.	.	.	.	.	0837
Ashchurch for Tewkesbury	d	.	.	.	.	.	.	.	.
Cheltenham Spa	d	0825	.	.	.	.	0852	.	0900
Gloucester	⑦ a	.	.	.	.	.	.	.	0909
Gloucester	⑦ d	.	.	.	.	0841	.	.	.
Cam & Dursley	d	.	.	.	.	0856	.	.	.
Yate	d	.	.	.	.	0910	.	.	.
Cardiff Central	⑦ d	.	.	0830	.	.	.	.	.
Newport	d	.	.	0844	.	.	.	.	.
Severn Tunnel Junction	d	.	.	0855	.	.	.	.	.
Patchway	d	.	.	.	.	.	.	.	.
Bristol Parkway	⑦ a	0853	.	.	.	0918	0924	.	.
Bristol Parkway	⑦ d	0854	.	.	0912	0919	0926	.	.
Filton Abbey Wood	d	.	.	0910	0916	0922	.	.	.
Severn Beach	d	.	.	.	.	.	.	.	.
Avonmouth	d	.	0835	.	.	.	.	0916	.
Clifton Down	d	.	0847	.	.	.	.	0930	.
Stapleton Road	d	.	0856	.	.	0928	.	0939	.
Lawrence Hill	d	.	0858	.	.	0930	.	0941	.
Bristol Temple Meads	⑩ a	0906	0906	0918	0924	0935	0939	0948	.
Weston-super-Mare	a	.	.	.	1000	.	.	.	.
Taunton	a	.	.	.	.	.	1016	.	.
Keynsham	a	.	.	.	.	0955	.	.	.
Oldfield Park	a	.	.	.	.	1003	.	.	.
Bath Spa	⑦ a	.	.	0934	.	1005	.	.	.
Westbury	a	.	.	1000	.	1036	.	.	.
Train continues to				PMH		WEY	PLY		PAD

Operator		GW	XC	GW	GW	GW	GW	XC	GW
Notes									
Facilities		■ □		◇				■ □	
Great Malvern	d	.	.	.	.	.	.	.	.
Malvern Link	d	.	.	.	.	.	.	.	.
Worcester Foregate St	⑦ d	.	.	.	.	.	.	.	.
Worcester Shrub Hill	⑦ d	.	.	.	.	.	0910	.	.
Ashchurch for Tewkesbury	d	.	.	.	.	.	0927	.	.
Cheltenham Spa	d	.	0925	.	.	.	0936	0952	.
Gloucester	⑦ a	.	.	.	.	.	0945	.	.
Gloucester	⑦ d	.	.	.	.	.	0947	.	.
Cam & Dursley	d	.	.	.	.	.	1001	.	.
Yate	d	.	.	.	.	.	1014	.	.
Cardiff Central	⑦ d	0900	.	0930	.	.	.	.	1000
Newport	d	0915	.	0944	.	.	.	.	1015
Severn Tunnel Junction	d	0926	.	0955	.	.	.	.	1026
Patchway	d	0939	.	.	.	.	.	.	1039
Bristol Parkway	⑦ a	.	0953	.	.	.	1023	1029	.
Bristol Parkway	⑦ d	.	0954	.	1012	.	1024	1030	.
Filton Abbey Wood	d	0943	.	1010	1016	.	1028	.	1043
Severn Beach	d	.	.	.	.	0954	.	.	.
Avonmouth	d	.	.	.	.	1004	.	.	.
Clifton Down	d	.	.	.	.	1016	.	.	.
Stapleton Road	d	.	.	.	.	1025	1032	.	.
Lawrence Hill	d	.	.	.	.	.	1034	.	.
Bristol Temple Meads	⑩ a	0952	1004	1018	1024	1032	1039	1042	1051
Weston-super-Mare	a	1022	.	.	1100	.	.	.	1123
Taunton	a	1057	.	.	.	.	.	1115	1156
Keynsham	a	.	.	.	.	.	.	.	.
Oldfield Park	a	.	.	.	.	.	.	.	.
Bath Spa	⑦ a	.	.	1034	.	.	.	.	.
Westbury	a	.	.	1101	.	.	.	.	.
Train continues to				PMH				PLY	

## SATURDAYS

GREAT MALVERN, CHELTENHAM SPA,  
GLOUCESTER AND CARDIFF TO BRISTOL

Operator		GW	XC	GW	GW	GW	XC	GW	GW
Notes									
Facilities		■	◇				■		
Great Malvern	d	.	.	.	.	.	.	.	.
Malvern Link	d	.	.	.	.	.	.	.	.
Worcester Foregate St	⑦ d	.	.	.	.	.	.	.	.
Worcester Shrub Hill	⑦ d	.	.	.	.	.	.	.	.
Ashchurch for Tewkesbury	d	.	.	.	.	.	.	.	.
Cheltenham Spa	d	.	1025	.	.	.	1052	.	.
Gloucester	⑦ a	.	.	.	.	.	.	.	.
Gloucester	⑦ d	.	.	.	.	1041	.	.	.
Cam & Dursley	d	.	.	.	.	1056	.	.	.
Yate	d	.	.	.	.	1110	.	.	.
Cardiff Central	⑦ d	.	.	1030	.	.	.	.	1100
Newport	d	.	.	1046	.	.	.	.	1115
Severn Tunnel Junction	d	.	.	.	.	.	.	.	1126
Patchway	d	.	.	.	.	.	.	.	1139
Bristol Parkway	⑦ a	.	1054	.	.	1119	1125	.	.
Bristol Parkway	⑦ d	.	1055	.	1112	1120	1126	.	.
Filton Abbey Wood	d	.	.	1110	1116	1123	.	.	1143
Severn Beach	d	.	.	.	.	.	.	.	.
Avonmouth	d	1035	.	.	.	.	.	1116	.
Clifton Down	d	1048	.	.	.	.	.	1132	.
Stapleton Road	d	1057	.	.	.	1129	.	1140	.
Lawrence Hill	d	1059	.	.	.	1131	.	1142	.
Bristol Temple Meads	⑩ a	1108	1109	1118	1124	1135	1139	1152	1152
Weston-super-Mare	a	.	1129	.	1200	.	.	.	1220
Taunton	a	.	1159	.	.	.	1215	.	1255
Keynsham	a	.	.	.	.	1155	.	.	.
Oldfield Park	a	.	.	.	.	1203	.	.	.
Bath Spa	⑦ a	.	.	1134	.	1205	.	.	.
Westbury	a	.	.	1201	.	1236	.	.	.
Train continues to			PGN	PMH		WEY	PLY		

Operator		XC	GW	GW	GW	GW	XC	GW	GW
Notes									
Facilities		■	◇			■	■		
Great Malvern	d	.	.	.	.	1057	.	.	.
Malvern Link	d	.	.	.	.	1100	.	.	.
Worcester Foregate St	⑦ d	.	.	.	.	1110	.	.	.
Worcester Shrub Hill	⑦ d	.	.	.	.	1113	.	.	.
Ashchurch for Tewkesbury	d	.	.	.	.	1129	.	.	.
Cheltenham Spa	d	1125	.	.	.	1138	1154	.	.
Gloucester	⑦ a	.	.	.	.	1147	.	.	.
Gloucester	⑦ d	.	.	.	.	1150	.	.	.
Cam & Dursley	d	.	.	.	.	1202	.	.	.
Yate	d	.	.	.	.	1216	.	.	.
Cardiff Central	⑦ d	.	1130	.	.	.	.	1200	.
Newport	d	.	1144	.	.	.	.	1215	.
Severn Tunnel Junction	d	.	.	.	.	.	.	1226	.
Patchway	d	.	.	.	.	.	.	1239	.
Bristol Parkway	⑦ a	1153	.	.	.	1224	1229	.	.
Bristol Parkway	⑦ d	1154	.	1212	.	1225	1231	.	.
Filton Abbey Wood	d	.	1210	1216	.	1228	.	1243	.
Severn Beach	d	.	.	.	1154	.	.	.	.
Avonmouth	d	.	.	.	1204	.	.	.	1235
Clifton Down	d	.	.	.	1216	.	.	.	1249
Stapleton Road	d	.	.	.	1225	.	.	.	1258
Lawrence Hill	d	.	.	.	1227	.	.	.	1300
Bristol Temple Meads	⑩ a	1204	1218	1224	1234	1238	1242	1252	1309
Weston-super-Mare	a	.	.	1300	.	.	.	1321	.
Taunton	a	.	.	.	.	.	1316	1357	.
Keynsham	a	.	.	.	.	1249	.	.	.
Oldfield Park	a	.	.	.	.	1256	.	.	.
Bath Spa	⑦ a	.	1234	.	.	1259	.	.	.
Westbury	a	.	1301	.	.	1326	.	.	.
Train continues to			PMH			BTN	PLY		

## SATURDAYS

GREAT MALVERN, CHELTENHAM SPA,  
GLOUCESTER AND CARDIFF TO BRISTOL

Operator		XC	GW	GW	GW	XC	GW	GW	GW
Notes									
Facilities		■	◇			■			
Great Malvern	d	.	.	.	.	.	.	.	.
Malvern Link	d	.	.	.	.	.	.	.	.
Worcester Foregate St	d	.	.	.	.	.	.	.	1241
Worcester Shrub Hill	d	.	.	.	.	.	.	.	1254
Ashchurch for Tewkesbury	d	.	.	.	.	.	.	.	1311
Cheltenham Spa	d	1225	.	.	.	1253	.	.	1320
Gloucester	a	.	.	.	.	.	.	.	1335
Gloucester	d	.	.	.	1242	.	.	.	1342
Cam & Dursley	d	.	.	.	1256	.	.	.	└
Yate	d	.	.	.	1310	.	.	.	.
Cardiff Central	d	.	1230	.	.	.	.	1300	.
Newport	d	.	1244	.	.	.	.	1315	.
Severn Tunnel Junction	d	.	.	.	.	.	.	1326	.
Patchway	d	.	.	.	.	.	.	1339	.
Bristol Parkway	a	1253	.	.	1319	1324	.	.	.
Bristol Parkway	d	1254	.	1312	1319	1325	.	.	.
Filton Abbey Wood	d	.	1310	1316	1323	.	.	1343	.
Severn Beach	d	.	.	.	.	.	.	.	.
Avonmouth	d	.	.	.	.	.	1316	.	.
Clifton Down	d	.	.	.	.	.	1331	.	.
Stapleton Road	d	.	.	.	1328	.	1340	.	.
Lawrence Hill	d	.	.	.	1330	.	1342	.	.
Bristol Temple Meads	a	1309	1318	1324	1335	1338	1350	1352	.
Weston-super-Mare	a	.	.	1400	.	.	.	1422	.
Taunton	a	.	.	.	.	1415	.	1457	.
Keynsham	a	.	.	.	1350	.	.	.	.
Oldfield Park	a	.	.	.	1358	.	.	.	.
Bath Spa	a	.	1334	.	1400	.	.	.	.
Westbury	a	.	1401	.	1431	.	.	.	.
Train continues to			PMH		FRO	PLY			WEY

Operator		XC	GW	GW	GW	GW	XC	GW	XC
Notes									
Facilities		■	◇				■		■
Great Malvern	d	.	.	.	.	.	.	.	.
Malvern Link	d	.	.	.	.	.	.	.	.
Worcester Foregate St	d	.	.	.	.	.	.	.	.
Worcester Shrub Hill	d	.	.	.	.	.	.	.	.
Ashchurch for Tewkesbury	d	.	.	.	.	.	.	.	.
Cheltenham Spa	d	1325	.	.	.	.	1352	.	1425
Gloucester	a	.	.	.	.	└	.	.	.
Gloucester	d	.	.	.	.	1342	.	.	.
Cam & Dursley	d	.	.	.	.	1356	.	.	.
Yate	d	.	.	.	.	1411	.	.	.
Cardiff Central	d	.	1330	.	.	.	.	1400	.
Newport	d	.	1344	.	.	.	.	1415	.
Severn Tunnel Junction	d	.	.	.	.	.	.	1426	.
Patchway	d	.	.	.	.	.	.	1439	.
Bristol Parkway	a	1354	.	.	.	1419	1426	.	1454
Bristol Parkway	d	1355	.	1412	.	1420	1428	.	1456
Filton Abbey Wood	d	.	1410	1416	.	1424	.	1443	.
Severn Beach	d	.	.	.	1354	.	.	.	.
Avonmouth	d	.	.	.	1404	.	.	.	.
Clifton Down	d	.	.	.	1416	.	.	.	.
Stapleton Road	d	.	.	.	1425	1430	.	.	.
Lawrence Hill	d	.	.	.	.	1432	.	.	.
Bristol Temple Meads	a	1405	1418	1424	1432	1437	1441	1452	1509
Weston-super-Mare	a	.	.	1501	.	.	.	1520	.
Taunton	a	.	.	.	.	.	1516	1600ae	1542
Keynsham	a	.	.	.	.	1455	.	.	.
Oldfield Park	a	.	.	.	.	1503	.	.	.
Bath Spa	a	.	1434	.	.	1505	.	.	.
Westbury	a	.	1501	.	.	1536	.	.	.
Train continues to			PMH			WEY	PLY		EXD

## SATURDAYS

GREAT MALVERN, CHELTENHAM SPA,  
GLOUCESTER AND CARDIFF TO BRISTOL

Operator Notes		GW	GW	GW	GW	XC	GW	GW C	XC
Facilities			◇			■	■	■	■
Great Malvern	d	*	*	*	*	*	*	*	*
Malvern Link	d	*	*	*	*	*	*	*	*
Worcester Foregate St	d	*	*	*	*	*	*	*	*
Worcester Shrub Hill	d	*	*	*	*	*	*	*	*
Ashchurch for Tewkesbury	d	*	*	*	*	*	*	*	*
Cheltenham Spa	d	*	*	*	*	1452	*	*	1525
Gloucester	a	*	*	*	*	*	*	*	*
Gloucester	d	*	*	*	1441	*	*	*	*
Cam & Dursley	d	*	*	*	1456	*	*	*	*
Yate	d	*	*	*	1510	*	*	*	*
Cardiff Central	d	*	1430	*	*	*	*	1500	*
Newport	d	*	1444	*	*	*	*	1515	*
Severn Tunnel Junction	d	*	*	*	*	*	*	1526	*
Patchway	d	*	*	*	*	*	*	1542	*
Bristol Parkway	a	*	*	*	1519	1524	*	*	1554
Bristol Parkway	d	*	*	1512	1519	1525	*	*	1555
Filton Abbey Wood	d	*	1510	1516	1523	*	*	1546	*
Severn Beach	d	*	*	*	*	*	*	*	*
Avonmouth	d	1435	*	*	*	*	1516	*	*
Clifton Down	d	1448	*	*	*	*	1531	*	*
Stapleton Road	d	1459	*	*	1528	*	1540	*	*
Lawrence Hill	d	1501	*	*	1530	*	1542	*	*
Bristol Temple Meads	a	1510	1518	1524	1534	1538	1550	1554	1607
Weston-super-Mare	a	*	*	1600	*	*	*	1622	*
Taunton	a	*	*	*	*	1614	*	1656	*
Keynsham	a	*	*	*	1550	*	*	*	*
Oldfield Park	a	*	*	*	1558	*	*	*	*
Bath Spa	a	*	1534	*	1600	*	*	*	*
Westbury	a	*	1601	*	1633	*	*	*	*
Train continues to			PMH			PLY			

Operator Notes		GW	GW	GW	GW	XC	GW	XC	GW
Facilities			◇			■	■	■	■
Great Malvern	d	*	*	*	1450	*	*	*	*
Malvern Link	d	*	*	*	1453	*	*	*	*
Worcester Foregate St	d	*	*	*	1503	*	*	*	*
Worcester Shrub Hill	d	*	*	*	1507	*	*	*	*
Ashchurch for Tewkesbury	d	*	*	*	1524	*	*	*	*
Cheltenham Spa	d	*	*	*	1534	1552	*	1625	*
Gloucester	a	*	*	*	1543	*	*	*	*
Gloucester	d	*	*	*	1547	*	*	*	*
Cam & Dursley	d	*	*	*	1602	*	*	*	*
Yate	d	*	*	*	1615	*	*	*	*
Cardiff Central	d	1530	*	*	*	*	1600	*	*
Newport	d	1544	*	*	*	*	1615	*	*
Severn Tunnel Junction	d	*	*	*	*	*	1626	*	*
Patchway	d	*	*	*	*	*	1639	*	*
Bristol Parkway	a	*	*	*	1624	1629	*	1653	*
Bristol Parkway	d	*	1612	*	1624	1630	*	1654	*
Filton Abbey Wood	d	1610	1616	*	1628	*	1643	*	*
Severn Beach	d	*	*	1554	*	*	*	*	*
Avonmouth	d	*	*	1604	*	*	*	*	1635
Clifton Down	d	*	*	1616	*	*	*	*	1648
Stapleton Road	d	*	*	1625	1633	*	*	*	1656
Lawrence Hill	d	*	*	*	1635	*	*	*	1658
Bristol Temple Meads	a	1618	1624	1632	1639	1643	1651	1707	1707
Weston-super-Mare	a	*	1700	*	*	*	1721	*	*
Taunton	a	*	*	*	*	1717	1758ae	1740	*
Keynsham	a	*	*	*	1655	*	*	*	*
Oldfield Park	a	*	*	*	1703	*	*	*	*
Bath Spa	a	1634	*	*	1705	*	*	*	*
Westbury	a	1701	*	*	1736	*	*	*	*
Train continues to		PMH			WEY	PNZ		PGN	



## SATURDAYS

GREAT MALVERN, CHELTENHAM SPA,  
GLOUCESTER AND CARDIFF TO BRISTOL

Operator		GW	GW	GW	XC	GW	GW	XC	GW
Notes									
Facilities		Ⓡ			■ □			■ □	◇
Great Malvern →	d	•	•	•	•	•	•	•	•
Malvern Link	d	•	•	•	•	•	•	•	•
Worcester Foregate St → ⑦	d	•	•	•	•	•	•	•	•
Worcester Shrub Hill → ⑦	d	•	•	•	•	•	•	•	•
Ashchurch for Tewkesbury	d	•	•	•	•	•	•	•	•
Cheltenham Spa →	d	•	•	•	1652	•	•	1725	•
Gloucester → ⑦	a	•	•	•	•	•	•	•	•
Gloucester → ⑦	d	•	•	1642	•	•	•	•	•
Cam & Dursley	d	•	•	1656	•	•	•	•	•
Yate	d	•	•	1711	•	•	•	•	•
Cardiff Central → ⑦	d	1630	•	•	•	•	1700	•	1730
Newport →	d	1644	•	•	•	•	1715	•	1744
Severn Tunnel Junction	d	1655	•	•	•	•	1726	•	1755
Patchway	d	•	•	•	•	•	1739	•	•
Bristol Parkway → ⑦	a	•	•	1719	1725	•	•	1753	•
Bristol Parkway → ⑦	d	•	1712	1720	1726	•	•	1754	•
Filton Abbey Wood	d	1710	1716	1723	•	•	1743	•	1810
Severn Beach	d	•	•	•	•	•	•	•	•
Avonmouth	d	•	•	•	•	1716	•	•	•
Clifton Down	d	•	•	•	•	1731	•	•	•
Stapleton Road	d	•	•	1729	•	1740	•	•	•
Lawrence Hill	d	•	•	1731	•	1742	•	•	•
Bristol Temple Meads → ⑩	a	1718	1724	1736	1739	1749	1752	1804	1818
Weston-super-Mare →	a	•	1800	•	•	•	1821	•	•
Taunton →	a	•	•	•	1815	•	1856	•	•
Keynsham	a	•	•	•	•	•	•	•	•
Oldfield Park	a	•	•	•	•	•	•	•	•
Bath Spa → ⑦	a	1734	•	•	•	•	•	•	1834
Westbury	a	1801	•	•	•	•	•	•	1901
Train continues to		PMH			PNZ				PMH

Operator		GW	GW	GW	XC	GW	XC	GW	GW
Notes									
Facilities					■ □		■ □		◇
Great Malvern →	d	•	•	1650	•	•	•	•	•
Malvern Link	d	•	•	1653	•	•	•	•	•
Worcester Foregate St → ⑦	d	•	•	1704	•	•	•	•	•
Worcester Shrub Hill → ⑦	d	•	•	1708	•	•	•	•	•
Ashchurch for Tewkesbury	d	•	•	1724	•	•	•	•	•
Cheltenham Spa →	d	•	•	1734	1752	•	1825	•	•
Gloucester → ⑦	a	•	•	1744	•	•	•	•	•
Gloucester → ⑦	d	•	•	1747	•	•	•	•	•
Cam & Dursley	d	•	•	1802	•	•	•	•	•
Yate	d	•	•	1816	•	•	•	•	•
Cardiff Central → ⑦	d	•	•	•	•	1800	•	1830	•
Newport →	d	•	•	•	•	1815	•	1844	•
Severn Tunnel Junction	d	•	•	•	•	1826	•	•	•
Patchway	d	•	•	•	•	1839	•	•	•
Bristol Parkway → ⑦	a	•	•	1824	1829	•	1853	•	•
Bristol Parkway → ⑦	d	1812	•	1825	1830	•	1854	•	1911
Filton Abbey Wood	d	1816	•	1828	•	1843	•	1910	1915
Severn Beach	d	•	1754	•	•	•	•	•	•
Avonmouth	d	•	1804	•	•	•	•	•	•
Clifton Down	d	•	1816	•	•	•	•	•	•
Stapleton Road	d	•	1825	1834	•	•	•	•	1919
Lawrence Hill	d	•	1827	1836	•	•	•	•	1921
Bristol Temple Meads → ⑩	a	1824	1834	1839	1843	1852	1905	1918	1926
Weston-super-Mare →	a	1900	•	•	•	1922	•	•	•
Taunton →	a	•	•	•	1915	1957	•	•	•
Keynsham	a	•	•	1855	•	•	•	•	•
Oldfield Park	a	•	•	1903	•	•	•	•	•
Bath Spa → ⑦	a	•	•	1905	•	•	•	1934	•
Westbury	a	•	•	1936	•	•	•	2001	•
Train continues to					PNZ			PMH	

## SATURDAYS

GREAT MALVERN, CHELTENHAM SPA,  
GLOUCESTER AND CARDIFF TO BRISTOL

Operator Notes		GW	GW	XC	GW	XC	GW	GW	GW
Facilities				■ □		■ □	◇		
Great Malvern →	d	*	*	*	*	*	*	*	*
Malvern Link	d	*	*	*	*	*	*	*	*
Worcester Foregate St → ⑦	d	*	*	*	*	*	*	*	*
Worcester Shrub Hill → ⑦	d	*	*	*	*	*	*	*	*
Ashchurch for Tewkesbury	d	*	*	*	*	*	*	*	*
Cheltenham Spa →	d	*	*	1852	*	1925	*	*	*
Gloucester → ⑦	a	*	*	*	*	*	*	*	*
Gloucester → ⑦	d	1841	*	*	*	*	*	*	*
Cam & Dursley	d	1856	*	*	*	*	*	*	*
Yate	d	1910	*	*	*	*	*	*	*
Cardiff Central → ⑦	d	*	*	*	1900	*	1930	*	*
Newport →	d	*	*	*	1915	*	1944	*	*
Severn Tunnel Junction	d	*	*	*	1926	*	*	*	*
Patchway	d	*	*	*	1939	*	*	*	*
Bristol Parkway → ⑦	a	1919	*	1925	*	1954	*	*	*
Bristol Parkway → ⑦	d	1920	*	1926	*	1955	*	*	2015
Filton Abbey Wood	d	1924	*	*	1943	2016e	2010	*	2019
Severn Beach	d	*	1853	*	*	*	*	1947	*
Avonmouth	d	*	1903	*	*	*	*	1957	*
Clifton Down	d	*	1916	*	*	*	*	2009	*
Stapleton Road	d	*	1925	*	*	*	*	2018	2024
Lawrence Hill	d	*	1927	*	*	*	*	2020	2026
Bristol Temple Meads → ⑩	a	1935	1937	1939	1952	2005	2018	2026	2031
Weston-super-Mare →	a	*	*	*	2022	*	*	*	*
Taunton →	a	*	*	2015	2057	*	*	*	*
Keynsham	a	1955	*	*	*	*	*	*	*
Oldfield Park	a	2003	*	*	*	*	*	*	*
Bath Spa → ⑦	a	2005	*	*	*	*	2034	*	*
Westbury	a	2036	*	*	*	*	2101	*	*
Train continues to		FRO		PLY		CDF	PMH		

Operator Notes		GW	XC	GW A	GW	XC	GW	XC	GW
Facilities			■ □			■	◇	■	
Great Malvern →	d	1850	*	*	*	*	*	*	*
Malvern Link	d	1853	*	*	*	*	*	*	*
Worcester Foregate St → ⑦	d	1905	*	*	*	*	*	*	*
Worcester Shrub Hill → ⑦	d	1908	*	*	*	*	*	*	*
Ashchurch for Tewkesbury	d	1924	*	*	*	*	*	*	*
Cheltenham Spa →	d	1934	1952	2002	*	2025	*	2052	*
Gloucester → ⑦	a	1944	*	2012	*	*	*	*	*
Gloucester → ⑦	d	1947	*	2014	*	*	*	*	*
Cam & Dursley	d	2002	*	*	*	*	*	*	*
Yate	d	2016	*	*	*	*	*	*	*
Cardiff Central → ⑦	d	*	*	*	1954	*	2030	*	2100
Newport →	d	*	*	*	2010	*	2044	*	2115
Severn Tunnel Junction	d	*	*	*	2021	*	*	*	2126
Patchway	d	*	*	*	2034	*	*	*	2139
Bristol Parkway → ⑦	a	2025	2029	*	*	2053	*	2122	*
Bristol Parkway → ⑦	d	2026	2030	*	*	2054	*	2123	*
Filton Abbey Wood	d	2029	*	*	2040	*	2108	*	2143
Severn Beach	d	*	*	*	*	*	*	*	*
Avonmouth	d	*	*	*	*	*	*	*	*
Clifton Down	d	*	*	*	*	*	*	*	*
Stapleton Road	d	*	*	*	*	*	*	*	*
Lawrence Hill	d	*	*	*	*	*	*	*	*
Bristol Temple Meads → ⑩	a	2039	2042	*	2052	2104	2117	2133	2154
Weston-super-Mare →	a	*	*	*	*	*	*	*	*
Taunton →	a	*	2115	*	*	2141	*	2215	*
Keynsham	a	*	*	*	*	*	*	*	2207
Oldfield Park	a	*	*	*	*	*	*	*	2215
Bath Spa → ⑦	a	*	*	*	*	*	2134	*	2217
Westbury	a	*	*	2150	*	*	2201	*	2248
Train continues to			PLY			PLY	PMH	PLY	

**SATURDAYS**
**GREAT MALVERN, CHELTENHAM SPA,  
GLOUCESTER AND CARDIFF TO BRISTOL**

Operator		GW	GW	XC	XC	GW	GW	GW	GW
Notes									
Facilities				■	■				
Great Malvern	d	•	•	•	•	•	2115	•	•
Malvern Link	d	•	•	•	•	•	2118	•	•
Worcester Foregate St  ⑦	d	•	•	•	•	•	2128	•	•
Worcester Shrub Hill  ⑦	d	•	•	•	•	•	2132	•	•
Ashchurch for Tewkesbury	d	•	•	•	•	•	2151	•	•
Cheltenham Spa	d	2102	•	2125	2151	•	2202	•	•
Gloucester  ⑦	a	2111	•	•	2200	•	2212	•	•
Gloucester  ⑦	d	2115	•	•	2205	•	•	•	•
Cam & Dursley	d	2129	•	•	•	•	•	•	•
Yate	d	2143	•	•	•	•	•	•	•
Cardiff Central  ⑦	d	•	•	•	•	•	•	2200	•
Newport	d	•	•	•	•	•	•	2215	•
Severn Tunnel Junction	d	•	•	•	•	•	•	2235	•
Patchway	d	•	•	•	•	•	•	2248	•
Bristol Parkway  ⑦	a	2152	•	2158	2231	•	•	•	•
Bristol Parkway  ⑦	d	2152	•	2159	2232	•	•	•	•
Filton Abbey Wood	d	2156	•	•	•	•	•	2252	•
Severn Beach	d	•	2131	•	•	•	•	•	2254
Avonmouth	d	•	2141	•	•	•	2216	•	2304
Clifton Down	d	•	2154	•	•	•	2231	•	2316
Stapleton Road	d	•	2202	•	•	•	2240	•	2325
Lawrence Hill	d	•	2204	•	•	•	2242	•	2327
Bristol Temple Meads  ⑩	a	2209	2210	2212	2241	2250	•	2300	2333
Weston-super-Mare	a	•	•	•	•	•	•	•	•
Taunton	a	•	•	•	•	•	•	•	•
Keynsham	a	•	•	•	•	•	•	•	•
Oldfield Park	a	•	•	•	•	•	•	•	•
Bath Spa  ⑦	a	•	•	•	•	•	•	•	•
Westbury	a	•	•	•	•	•	•	•	•

**Train continues to**

Operator		GW	GW
Notes			
Facilities			
Great Malvern	d	•	•
Malvern Link	d	•	•
Worcester Foregate St  ⑦	d	•	•
Worcester Shrub Hill  ⑦	d	•	2225
Ashchurch for Tewkesbury	d	•	2241
Cheltenham Spa	d	•	2251
Gloucester  ⑦	a	•	2301
Gloucester  ⑦	d	•	•
Cam & Dursley	d	•	•
Yate	d	•	•
Cardiff Central  ⑦	d	2247	•
Newport	d	2303	•
Severn Tunnel Junction	d	•	•
Patchway	d	•	•
Bristol Parkway  ⑦	a	•	•
Bristol Parkway  ⑦	d	•	•
Filton Abbey Wood	d	•	•
Severn Beach	d	•	•
Avonmouth	d	•	•
Clifton Down	d	•	•
Stapleton Road	d	•	•
Lawrence Hill	d	•	•
Bristol Temple Meads  ⑩	a	2343	•
Weston-super-Mare	a	•	•
Taunton	a	•	•
Keynsham	a	•	•
Oldfield Park	a	•	•
Bath Spa  ⑦	a	•	•
Westbury	a	•	•

**Train continues to**

Looking for all trains from  
Ashchurch for Tewkesbury and  
Cheltenham Spa to Gloucester?

Please see **page 44**.

**SUNDAYS**
**GREAT MALVERN, CHELTENHAM SPA,  
GLOUCESTER AND CARDIFF TO BRISTOL**

Operator		GW	GW	GW	GW	XC	GW	GW	GW
Notes									
Facilities		◇	◇			■, □	◇		
Great Malvern	d	.	.	.	.	.	.	.	.
Malvern Link	d	.	.	.	.	.	.	.	.
Worcester Foregate St	⑦ d	.	.	.	.	.	.	.	.
Worcester Shrub Hill	⑦ d	.	.	.	.	.	.	.	.
Ashchurch for Tewkesbury	d	.	.	.	.	.	.	.	.
Cheltenham Spa	d	.	.	.	1004	1010	.	.	.
Gloucester	⑦ a	.	.	.	1014	.	.	←	.
Gloucester	⑦ d	.	.	.	1016	.	.	1016	.
Cam & Dursley	d	.	.	.	←	.	.	1031	.
Yate	d	.	.	.	.	.	.	1045	.
Cardiff Central	⑦ d	0810	0908	.	.	.	1008	.	.
Newport	d	0828	0926	.	.	.	1029	.	.
Severn Tunnel Junction	d	0846	0944	.	.	.	1039	.	.
Patchway	d	.	0957	.	.	.	.	.	.
Bristol Parkway	⑦ a	.	.	.	.	1037	.	1054	.
Bristol Parkway	⑦ d	.	.	.	.	1038	.	1055	.
Filton Abbey Wood	d	0900	1000	.	.	.	1054	1058	.
Severn Beach	d	.	.	0946	.	.	.	.	.
Avonmouth	d	.	.	0956	.	.	.	.	1052
Clifton Down	d	.	.	1008	.	.	.	.	1104
Stapleton Road	d	.	.	1016	.	.	.	.	1113
Lawrence Hill	d	.	.	1018	.	.	.	.	1115
Bristol Temple Meads	⑩ a	0909	1012	1021	.	1048	1103	1107	1120
Weston-super-Mare	a	.	.	1053	.	.	.	1141	.
Taunton	a	.	.	1127	.	1129	.	1214	.
Keynsham	a	0918	.	.	.	.	1116	.	.
Oldfield Park	a	0925	.	.	.	.	1123	.	.
Bath Spa	⑦ a	0928	1026	.	.	.	1126	.	.
Westbury	a	0957	1058	.	.	.	1154	.	.
Train continues to		PMH	PMH			PNZ	BTN		

Operator		XC	GW	GW	GW	XC	GW	GW	GW
Notes									
Facilities		■, □	◇			■, □	◇		
Great Malvern	d	.	.	.	.	.	.	.	.
Malvern Link	d	.	.	.	.	.	.	.	.
Worcester Foregate St	⑦ d	.	.	.	.	.	.	.	.
Worcester Shrub Hill	⑦ d	.	.	.	1139	.	.	.	.
Ashchurch for Tewkesbury	d	.	.	.	1154	.	.	.	.
Cheltenham Spa	d	1111	.	.	1204	1210	.	.	.
Gloucester	⑦ a	.	.	.	1215	.	.	←	.
Gloucester	⑦ d	.	.	.	1218	.	.	1218	.
Cam & Dursley	d	.	.	.	←	.	.	1233	.
Yate	d	.	.	.	.	.	.	1248	.
Cardiff Central	⑦ d	.	1108	.	.	.	1208	.	.
Newport	d	.	1131	.	.	.	1228	.	.
Severn Tunnel Junction	d	.	1141	.	.	.	1239	.	.
Patchway	d	.	.	.	.	.	1252	.	.
Bristol Parkway	⑦ a	1139	.	.	.	1239	.	1256	.
Bristol Parkway	⑦ d	1141	.	.	.	1240	.	1258	.
Filton Abbey Wood	d	.	1156	.	.	.	1254	1301	.
Severn Beach	d	.	.	.	.	.	.	.	.
Avonmouth	d	.	.	1152	.	.	.	.	1252
Clifton Down	d	.	.	1204	.	.	.	.	1304
Stapleton Road	d	.	.	1213	.	.	.	.	1313
Lawrence Hill	d	.	.	1215	.	.	.	.	1315
Bristol Temple Meads	⑩ a	1151	1205	1220	.	1250	1304	1309	1320
Weston-super-Mare	a	.	.	.	.	.	.	.	.
Taunton	a	1225	.	.	.	1325	.	.	.
Keynsham	a	.	1216	.	.	.	1316	.	.
Oldfield Park	a	.	1223	.	.	.	1323	.	.
Bath Spa	⑦ a	.	1225	.	.	.	1326	.	.
Westbury	a	.	1256	.	.	.	1353	.	.
Train continues to		PLY	PMH			PLY	BTN		

**SUNDAYS**
**GREAT MALVERN, CHELTENHAM SPA,  
GLOUCESTER AND CARDIFF TO BRISTOL**

Operator Notes		XC	GW	GW	XC	GW	XC	GW	XC
Facilities		■	◇		■	◇	■		■
Great Malvern	d	.	.	.	.	.	.	.	.
Malvern Link	d	.	.	.	.	.	.	.	.
Worcester Foregate St	⑦ d	.	.	.	.	.	.	.	.
Worcester Shrub Hill	⑦ d	.	.	.	.	.	.	.	.
Ashchurch for Tewkesbury	d	.	.	.	.	.	.	.	.
Cheltenham Spa	d	1252	.	.	1352	.	1425	.	1452
Gloucester	⑦ a	.	.	.	.	.	.	.	.
Gloucester	⑦ d	.	.	.	.	.	.	.	.
Cam & Dursley	d	.	.	.	.	.	.	.	.
Yate	d	.	.	.	.	.	.	.	.
Cardiff Central	⑦ d	.	1308	.	.	1408	.	.	.
Newport	d	.	1328	.	.	1425	.	.	.
Severn Tunnel Junction	d	.	1338	.	.	1435	.	.	.
Patchway	d	.	.	.	.	.	.	.	.
Bristol Parkway	⑦ a	1320	.	.	1420	.	1453	.	1523
Bristol Parkway	⑦ d	1321	.	.	1421	.	1454	.	1524
Filton Abbey Wood	d	.	1353	.	.	1454	.	.	.
Severn Beach	d	.	.	.	.	.	.	.	.
Avonmouth	d	.	.	1352	.	.	.	1452	.
Clifton Down	d	.	.	1404	.	.	.	1504	.
Stapleton Road	d	.	.	1413	.	.	.	1513	.
Lawrence Hill	d	.	.	1415	.	.	.	1515	.
Bristol Temple Meads	⑩ a	1331	1402	1420	1431	1503	1508	1520	1534
Weston-super-Mare	a	.	.	.	.	.	.	.	.
Taunton	a	1414	.	.	1514	.	.	.	1614
Keynsham	a	.	1416	.	.	1517	.	.	.
Oldfield Park	a	.	1424	.	.	1523	.	.	.
Bath Spa	⑦ a	.	1427	.	.	1527	.	.	.
Westbury	a	.	1457	.	.	1554	.	.	.
Train continues to		PLY	PMH		PLY	PMH			PLY

Operator Notes		GW	GW	XC	GW	XC	GW	XC	GW
Facilities		◇		■		■	◇	■	
Great Malvern	d	.	.	.	.	.	.	.	.
Malvern Link	d	.	.	.	.	.	.	.	.
Worcester Foregate St	⑦ d	.	.	.	.	.	.	.	.
Worcester Shrub Hill	⑦ d	.	1436	.	.	.	.	.	.
Ashchurch for Tewkesbury	d	.	1451	.	.	.	.	.	.
Cheltenham Spa	d	.	1501	1526	.	1552	.	1626	.
Gloucester	⑦ a	.	1512	.	.	.	.	.	.
Gloucester	⑦ d	.	1513	.	.	.	.	.	.
Cam & Dursley	d	.	1529	.	.	.	.	.	.
Yate	d	.	1543	.	.	.	.	.	.
Cardiff Central	⑦ d	1508	.	.	.	.	1608	.	.
Newport	d	1529	.	.	.	.	1627	.	.
Severn Tunnel Junction	d	1539	.	.	.	.	1638	.	.
Patchway	d	1552	.	.	.	.	.	.	.
Bristol Parkway	⑦ a	.	1552	1559	.	1620	.	1654	.
Bristol Parkway	⑦ d	.	1556	1600	.	1621	.	1655	.
Filton Abbey Wood	d	1554	1600	.	.	.	1654	.	.
Severn Beach	d	.	.	.	.	.	.	.	.
Avonmouth	d	.	.	.	1552	.	.	.	1652
Clifton Down	d	.	.	1604	.	.	.	.	1707
Stapleton Road	d	.	.	.	1613	.	.	.	1716
Lawrence Hill	d	.	.	.	1615	.	.	.	1718
Bristol Temple Meads	⑩ a	1604	1608	1611	1620	1631	1703	1708	1722
Weston-super-Mare	a	.	1658	.	.	.	.	.	.
Taunton	a	.	.	1644	.	1714	.	.	.
Keynsham	a	.	.	.	.	.	1717	.	.
Oldfield Park	a	.	.	.	.	.	1724	.	.
Bath Spa	⑦ a	1626	.	.	.	.	1726	.	.
Westbury	a	1658	.	.	.	.	1754	.	.
Train continues to		PMH		PGN		PNZ	PMH		

**SUNDAYS**
**GREAT MALVERN, CHELTENHAM SPA,  
GLOUCESTER AND CARDIFF TO BRISTOL**

Operator Notes		GW	XC	GW	GW	XC	GW	XC	GW
Facilities		◇	■	◇		■		■	◇
Great Malvern	d	*	*	*	*	*	*	*	*
Malvern Link	d	*	*	*	*	*	*	*	*
Worcester Foregate St	⑦ d	*	*	*	*	*	*	*	*
Worcester Shrub Hill	⑦ d	*	*	*	1640	*	*	*	*
Ashchurch for Tewkesbury	d	*	*	*	1656	*	*	*	*
Cheltenham Spa	d	*	1651	*	1706	1726	*	1752	*
Gloucester	⑦ a	*	*	*	1716	*	*	*	*
Gloucester	⑦ d	*	*	*	1719	*	*	*	*
Cam & Dursley	d	*	*	*	1734	*	*	*	*
Yate	d	*	*	*	1748	*	*	*	*
Cardiff Central	⑦ d	1635	*	1708	*	*	*	*	1740
Newport	d	1653	*	1728	*	*	*	*	1758
Severn Tunnel Junction	d	*	*	1739	*	*	*	*	*
Patchway	d	*	*	*	*	*	*	*	1822
Bristol Parkway	⑦ a	*	1720	*	1756	1803	*	1820	*
Bristol Parkway	⑦ d	*	1721	*	1757	1803	*	1821	*
Filton Abbey Wood	d	1719	*	1754	1800	*	*	*	1826
Severn Beach	d	*	*	*	*	*	1742	*	*
Avonmouth	d	*	*	*	*	*	1752	*	*
Clifton Down	d	*	*	*	*	*	1806	*	*
Stapleton Road	d	*	*	*	*	*	1815	*	*
Lawrence Hill	d	*	*	*	*	*	1817	*	*
Bristol Temple Meads	⑩ a	1728	1731	1802	1809	1814	1822	1835	1839
Weston-super-Mare	a	*	*	*	*	*	*	*	*
Taunton	a	*	1817	*	*	*	*	1916	*
Keynsham	a	*	*	1816	*	*	*	*	*
Oldfield Park	a	*	*	1823	*	*	*	*	*
Bath Spa	⑦ a	1752	*	1826	*	*	*	*	1859
Westbury	a	1819	*	1854	*	*	*	*	1928
Train continues to		BTN	PLY	PMH				PNZ	PMH

Operator Notes		GW	GW	XC	XC	GW	GW	XC	XC
Facilities			◇	■	■	◇		■	■
Great Malvern	d	*	*	*	*	*	*	*	*
Malvern Link	d	*	*	*	*	*	*	*	*
Worcester Foregate St	⑦ d	*	*	*	*	*	*	*	*
Worcester Shrub Hill	⑦ d	*	*	*	*	*	1840	*	*
Ashchurch for Tewkesbury	d	*	*	*	*	*	1856	*	*
Cheltenham Spa	d	*	*	1826	1852	*	1906	1926	1952
Gloucester	⑦ a	*	*	*	*	*	1916	*	*
Gloucester	⑦ d	*	*	*	*	*	1919	*	*
Cam & Dursley	d	*	*	*	*	*	1935	*	*
Yate	d	*	*	*	*	*	1949	*	*
Cardiff Central	⑦ d	*	1808	*	*	1908	*	*	*
Newport	d	*	1826	*	*	1929	*	*	*
Severn Tunnel Junction	d	*	1839	*	*	1939	*	*	*
Patchway	d	*	*	*	*	*	*	*	*
Bristol Parkway	⑦ a	*	*	1854	1921	*	1957	2003	2020
Bristol Parkway	⑦ d	*	*	1855	1922	*	1958	2004	2021
Filton Abbey Wood	d	*	1853	*	*	1954	2001	*	*
Severn Beach	d	*	*	*	*	*	*	*	*
Avonmouth	d	1822	*	*	*	*	*	*	*
Clifton Down	d	1834	*	*	*	*	*	*	*
Stapleton Road	d	1845	*	*	*	*	*	*	*
Lawrence Hill	d	1847	*	*	*	*	*	*	*
Bristol Temple Meads	⑩ a	1850	1904	1908	1932	2007	2010	2014	2031
Weston-super-Mare	a	1937	*	*	*	*	*	2036	*
Taunton	a	2011	*	*	2017	*	*	2058	2114
Keynsham	a	*	1917	*	*	*	*	*	*
Oldfield Park	a	*	1922	*	*	*	*	*	*
Bath Spa	⑦ a	*	1926	*	*	2027	*	*	*
Westbury	a	*	1953	*	*	2100	*	*	*
Train continues to			PMH		PLY	PMH		PLY	PLY

**SUNDAYS**
**GREAT MALVERN, CHELTENHAM SPA,  
GLOUCESTER AND CARDIFF TO BRISTOL**

Operator		XC	GW	XC	GW	XC	GW	XC	XC
Notes									
Facilities		■	◇	■ □		■		■	■
Great Malvern	d	•	•	•	•	•	•	•	•
Malvern Link	d	•	•	•	•	•	•	•	•
Worcester Foregate St	⑦ d	•	•	•	•	•	•	•	•
Worcester Shrub Hill	⑦ d	•	•	•	2038	•	•	•	•
Ashchurch for Tewkesbury	d	•	•	•	2054	•	•	•	•
Cheltenham Spa	d	2026	•	2052	2103	2126	•	2152	2225
Gloucester	⑦ a	•	•	•	2113	•	•	2202	•
Gloucester	⑦ d	•	•	•	2115	•	•	2206	•
Cam & Dursley	d	•	•	•	2131	•	•	•	•
Yate	d	•	•	•	2145	•	•	•	•
Cardiff Central	⑦ d	•	2019	•	•	•	2118	•	•
Newport	d	•	2033	•	•	•	2137	•	•
Severn Tunnel Junction	d	•	2050	•	•	•	2149	•	•
Patchway	d	•	•	•	•	•	2202	•	•
Bristol Parkway	⑦ a	2056	•	2120	2153	2159	•	2233	2252
Bristol Parkway	⑦ d	2057	•	2121	2155	2159	•	2233	2253
Filton Abbey Wood	d	•	2104	•	2158	•	2205	•	•
Severn Beach	d	•	•	•	•	•	•	•	•
Avonmouth	d	•	•	•	•	•	•	•	•
Clifton Down	d	•	•	•	•	•	•	•	•
Stapleton Road	d	•	•	•	•	•	•	•	•
Lawrence Hill	d	•	•	•	•	•	•	•	•
Bristol Temple Meads	⑩ a	2106	2113	2130	2207	2210	2221	2244	2302
Weston-super-Mare	a	•	•	•	•	•	•	•	•
Taunton	a	•	•	2214	•	•	•	•	•
Keynsham	a	•	•	•	•	•	•	•	•
Oldfield Park	a	•	•	•	•	•	•	•	•
Bath Spa	⑦ a	•	2137	•	•	•	•	•	•
Westbury	a	•	2204	•	•	•	•	•	•
Train continues to			PMH	PLY					

Operator		GW	XC	GW
Notes				
Facilities			■	
Great Malvern	d	•	•	•
Malvern Link	d	•	•	•
Worcester Foregate St	⑦ d	•	•	•
Worcester Shrub Hill	⑦ d	•	•	•
Ashchurch for Tewkesbury	d	•	•	•
Cheltenham Spa	d	•	2253	•
Gloucester	⑦ a	•	•	•
Gloucester	⑦ d	•	•	•
Cam & Dursley	d	•	•	•
Yate	d	•	•	•
Cardiff Central	⑦ d	2210	•	2307
Newport	d	2229	•	2325
Severn Tunnel Junction	d	2246	•	•
Patchway	d	2259	•	•
Bristol Parkway	⑦ a	•	2322	•
Bristol Parkway	⑦ d	•	2322	•
Filton Abbey Wood	d	2302	•	•
Severn Beach	d	•	•	•
Avonmouth	d	•	•	•
Clifton Down	d	•	•	•
Stapleton Road	d	•	•	•
Lawrence Hill	d	•	•	•
Bristol Temple Meads	⑩ a	2313	2333	0006
Weston-super-Mare	a	•	•	•
Taunton	a	•	•	•
Keynsham	a	•	•	•
Oldfield Park	a	•	•	•
Bath Spa	⑦ a	2328	•	•
Westbury	a	2354	•	•
Train continues to		WMN		

Looking for all trains from  
Ashchurch for Tewkesbury  
and Cheltenham Spa to  
Gloucester?

Please see **page 45**.

**MONDAYS TO FRIDAYS**

**BRISTOL TO CARDIFF, GLOUCESTER, CHELTENHAM SPA AND GREAT MALVERN**

Operator		GW	GW	GW	GW	XC	GW	GW	GW
Notes		MX							
Facilities		■ □	■ □			■			
Westbury	d	.	.	.	.	.	.	.	.
Bath Spa	⑦ d	0117	.	.	.	.	.	.	.
Oldfield Park	d	.	.	.	.	.	.	.	.
Keynsham	d	.	.	.	.	.	.	.	.
Taunton	d	.	.	.	.	.	.	.	.
Weston-super-Mare	d	.	.	.	.	.	.	.	.
Bristol Temple Meads	⑩ d	0136	0445	0514	.	0520	0548	0554	0600
Lawrence Hill	d	.	.	0517	.	.	0551	.	0603
Stapleton Road	d	.	.	0519	.	.	0553	.	0605
Clifton Down	a	.	.	0527	.	.	0601	.	.
Avonmouth	a	.	.	0539	.	.	0612	.	.
Severn Beach	a	.	.	0550	.	.	.	.	.
Filton Abbey Wood	d	.	.	.	.	.	.	0602	0611
Bristol Parkway	⑦ a	.	0454	.	.	0529	.	.	0616
Bristol Parkway	⑦ d	.	.	.	.	0538	.	.	.
Patchway	d	.	.	.	.	.	.	0607	.
Severn Tunnel Junction	a	.	.	.	.	.	.	0618	.
Newport	a	0209s	.	.	.	0607f	.	0636	.
Cardiff Central	⑦ a	0230	.	.	.	0623f	.	0651	.
Yate	d	.	.	.	.	.	.	.	.
Cam & Dursley	d	.	.	.	.	.	.	.	.
Gloucester	⑦ a	.	.	.	.	.	.	.	.
Gloucester	⑦ d	.	.	.	0600	.	.	.	.
Cheltenham Spa	a	.	.	.	0611	.	.	.	.
Ashchurch for Tewkesbury	a	.	.	.	0619	.	.	.	.
Worcester Shrub Hill	⑦ a	.	.	.	0639	.	.	.	.
Worcester Foregate St	⑦ a	.	.	.	.	.	.	.	.
Malvern Link	a	.	.	.	.	.	.	.	.
Great Malvern	a	.	.	.	.	.	.	.	.
Train continues to			PAD						

Operator		GW	XC	GW	GW	GW	XC	GW	GW
Notes									
Facilities			■ □				■ □		■ □
Westbury	d	.	.	.	.	0558	.	.	.
Bath Spa	⑦ d	.	0609	.	.	0628	.	.	0658
Oldfield Park	d	.	.	.	.	0631	.	.	.
Keynsham	d	.	.	.	.	0638	.	.	.
Taunton	d	0512	.	.	.	.	.	.	.
Weston-super-Mare	d	0546	.	.	.	.	.	.	.
Bristol Temple Meads	⑩ d	0620	0627	0630	.	0651	0700	0704	0717
Lawrence Hill	d	0623	.	0633	.	0655	.	0707	.
Stapleton Road	d	0626	.	0635	.	0657	.	0709	.
Clifton Down	a	.	.	0643	.	.	.	0717	.
Avonmouth	a	.	.	0656	.	.	.	0727	.
Severn Beach	a	.	.	0707	.	.	.	0738	.
Filton Abbey Wood	d	0631	.	.	.	0703	.	.	0726
Bristol Parkway	⑦ a	.	0637	.	.	.	0708	.	.
Bristol Parkway	⑦ d	.	0639	.	.	.	0710	.	.
Patchway	d	0636	.	.	.	.	.	.	.
Severn Tunnel Junction	a	0648	.	.	.	0715	.	.	.
Newport	a	0659	.	.	.	0726	.	.	0748
Cardiff Central	⑦ a	0715	.	.	.	0741	.	.	0803
Yate	d	.	.	.	.	.	.	.	.
Cam & Dursley	d	.	.	.	.	.	.	.	.
Gloucester	⑦ a	.	.	.	.	.	.	.	.
Gloucester	⑦ d	.	.	.	0714	.	.	.	.
Cheltenham Spa	a	.	0708	.	0724	.	0739	.	.
Ashchurch for Tewkesbury	a	.	.	.	0733	.	.	.	.
Worcester Shrub Hill	⑦ a	.	.	.	0753	.	.	.	.
Worcester Foregate St	⑦ a	.	.	.	0756	.	.	.	.
Malvern Link	a	.	.	.	0805	.	.	.	.
Great Malvern	a	.	.	.	0809	.	.	.	.
Train continues to			GLC				MAN		SWA



**MONDAYS TO FRIDAYS**

**BRISTOL TO CARDIFF, GLOUCESTER, CHELTENHAM SPA AND GREAT MALVERN**

Operator Notes		GW	XC	GW	GW	GW	XC	GW A	GW
Facilities		■ □				◇	■ □		
Westbury	d	.	.	0638	.	0655	.	0704	.
Bath Spa	⑦ d	.	.	0708	.	0725	.	.	.
Oldfield Park	d	.	.	0711	.	0728	.	.	.
Keynsham	d	.	.	0718	.	0735	.	.	.
Taunton	d	0602	0651	.	0634dl	.	.	.	.
Weston-super-Mare	d	0636	.	.	0708	.	.	.	.
Bristol Temple Meads	⑩ d	0720	0730	0734	0746	0753	0800	.	0803
Lawrence Hill	d	0723	.	.	0749	.	.	.	0806
Stapleton Road	d	0725	.	.	0751	.	.	.	0808
Clifton Down	a	.	.	.	.	.	.	.	0816
Avonmouth	a	.	.	.	.	.	.	.	0828
Severn Beach	a	.	.	.	.	.	.	.	.
Filton Abbey Wood	d	0731	.	0744	0758	0801	0741g	.	.
Bristol Parkway	⑦ a	0735	0738	0747	0802	.	0808	.	.
Bristol Parkway	⑦ d	0740	0740	0749	.	.	0810	.	.
Patchway	d	0744	.	.	.	0806	.	.	.
Severn Tunnel Junction	a	0755	.	.	.	.	.	.	.
Newport	a	0807	.	.	.	0826	.	.	.
Cardiff Central	⑦ a	0823	.	.	.	0843	.	.	.
Yate	d	.	.	0758	.	.	.	.	.
Cam & Dursley	d	.	.	0812	.	.	.	.	.
Gloucester	⑦ a	.	.	0832	.	.	.	0848	.
Gloucester	⑦ d	.	.	.	.	.	.	0852	.
Cheltenham Spa	a	.	0809	.	.	.	0839	0905	.
Ashchurch for Tewkesbury	a	.	.	.	.	.	.	.	.
Worcester Shrub Hill	⑦ a	.	.	.	.	.	.	.	.
Worcester Foregate St	⑦ a	.	.	.	.	.	.	.	.
Malvern Link	a	.	.	.	.	.	.	.	.
Great Malvern	a	.	.	.	.	.	.	.	.
Train continues to		EDB			MAN				

Operator Notes		GW	GW	XC	GW	GW	GW	GW	XC
Facilities				■ □			□ □	■ □	
Westbury	d	0717	.	.	.	0738	.	0754	.
Bath Spa	⑦ d	0747	.	.	.	0810	.	0822	.
Oldfield Park	d	0750	.	.	.	0813	.	0826	.
Keynsham	d	0757	.	.	.	0821	.	0834	.
Taunton	d	.	.	0751	.	.	0735dl	.	0812
Weston-super-Mare	d	.	0737	.	.	.	0807	.	0835
Bristol Temple Meads	⑩ d	0810	0824	0830	0836	0841	0845	0854	0900
Lawrence Hill	d	0813	.	.	0839	.	0848	.	.
Stapleton Road	d	0816	.	.	0841	.	0850	.	.
Clifton Down	a	.	.	.	0849	.	.	.	.
Avonmouth	a	.	.	.	0902	.	.	.	.
Severn Beach	a	.	.	.	.	.	.	.	.
Filton Abbey Wood	d	0822	0832	.	.	0851	0855	0901	.
Bristol Parkway	⑦ a	0827	.	0838	.	0854	0903	.	0908
Bristol Parkway	⑦ d	.	.	0840	.	0855	.	.	0910
Patchway	d	.	0836	.	.	.	.	.	.
Severn Tunnel Junction	a	.	0847	.	.	.	.	.	.
Newport	a	.	0905	.	.	.	.	0924	.
Cardiff Central	⑦ a	.	0926	.	.	.	.	0942	.
Yate	d	.	.	.	.	0904	.	.	.
Cam & Dursley	d	.	.	.	.	0917	.	.	.
Gloucester	⑦ a	.	.	.	.	0933	.	.	.
Gloucester	⑦ d	.	.	.	.	0938	.	.	.
Cheltenham Spa	a	.	.	0910	.	└	.	.	0940
Ashchurch for Tewkesbury	a	.	.	.	.	.	.	.	.
Worcester Shrub Hill	⑦ a	.	.	.	.	.	.	.	.
Worcester Foregate St	⑦ a	.	.	.	.	.	.	.	.
Malvern Link	a	.	.	.	.	.	.	.	.
Great Malvern	a	.	.	.	.	.	.	.	.
Train continues to		GLC			MAN				

**MONDAYS TO FRIDAYS**
**BRISTOL TO CARDIFF, GLOUCESTER,  
CHELTENHAM SPA AND GREAT MALVERN**

Operator		GW	GW	GW	GW	XC	GW	GW	GW
Notes									
Facilities						■	■		◇
Westbury	d	•	0817	•	•	•	0845	•	0910
Bath Spa	⑦ d	•	0848	•	•	•	0915	•	0935
Oldfield Park	d	•	0851	•	•	•	0918	•	•
Keynsham	d	•	0858	•	•	•	0925	•	0943
Taunton	d	•	•	•	•	0851	•	0836d	•
Weston-super-Mare	d	•	•	•	0841	•	•	0911	•
Bristol Temple Meads	⑩ d	•	0910	0916	0921	0930	0941	0948	0955
Lawrence Hill	d	•	0913	0919	•	•	•	0951	•
Stapleton Road	d	•	0915	0921	•	•	•	0953	•
Clifton Down	a	•	•	0929	•	•	•	•	•
Avonmouth	a	•	•	0940	•	•	•	•	•
Severn Beach	a	•	•	0951	•	•	•	•	•
Filton Abbey Wood	d	•	0921	•	0930	•	0948	0959	1002
Bristol Parkway	⑦ a	•	0926	•	•	0938	0952	1004	•
Bristol Parkway	⑦ d	•	•	•	•	0940	0952	•	•
Patchway	d	•	•	•	0935	•	•	•	•
Severn Tunnel Junction	a	•	•	•	0946	•	•	•	•
Newport	a	•	•	•	0958	•	•	•	1028
Cardiff Central	⑦ a	•	•	•	1014	•	•	•	1043
Yate	d	•	•	•	•	•	1002	•	•
Cam & Dursley	d	•	•	•	•	•	1016	•	•
Gloucester	⑦ a	←	•	•	•	•	1032	•	•
Gloucester	⑦ d	0938	•	•	•	•	•	•	•
Cheltenham Spa	a	0946	•	•	•	1009	•	•	•
Ashchurch for Tewkesbury	a	0955	•	•	•	•	•	•	•
Worcester Shrub Hill	⑦ a	1014	•	•	•	•	•	•	•
Worcester Foregate St	⑦ a	1019	•	•	•	•	•	•	•
Malvern Link	a	1028	•	•	•	•	•	•	•
Great Malvern	a	1031	•	•	•	•	•	•	•
Train continues to						EDB			

Operator		XC	GW	GW	XC	GW	GW	GW	GW
Notes									
Facilities		■	■		■	■			◇
Westbury	d	•	•	•	•	•	0938	•	1010
Bath Spa	⑦ d	•	•	•	•	•	1008	•	1036
Oldfield Park	d	•	•	•	•	•	1011	•	•
Keynsham	d	•	•	•	•	•	1018	•	•
Taunton	d	•	•	0916	0951	•	•	•	•
Weston-super-Mare	d	•	•	0952	•	•	•	1010	•
Bristol Temple Meads	⑩ d	1000	1003	1024	1030	1034	1041	1045	1054
Lawrence Hill	d	•	•	•	•	1037	•	1049	•
Stapleton Road	d	•	1007	•	•	1039	•	1052	•
Clifton Down	a	•	1015	•	•	1047	•	•	•
Avonmouth	a	•	1029	•	•	1100	•	•	•
Severn Beach	a	•	•	•	•	•	•	•	•
Filton Abbey Wood	d	•	•	1032	•	•	1048	1057	1101
Bristol Parkway	⑦ a	1008	•	•	1038	•	1053	1104	•
Bristol Parkway	⑦ d	1010	•	•	1040	•	1053	•	•
Patchway	d	•	•	1036	•	•	•	•	•
Severn Tunnel Junction	a	•	•	1047	•	•	•	•	•
Newport	a	•	•	1059	•	•	•	•	1125
Cardiff Central	⑦ a	•	•	1115	•	•	•	•	1143
Yate	d	•	•	•	•	•	1103	•	•
Cam & Dursley	d	•	•	•	•	•	1117	•	•
Gloucester	⑦ a	•	•	•	•	•	1132	•	•
Gloucester	⑦ d	•	•	•	•	•	1137	•	•
Cheltenham Spa	a	1040	•	•	1109	•	←	•	•
Ashchurch for Tewkesbury	a	•	•	•	•	•	•	•	•
Worcester Shrub Hill	⑦ a	•	•	•	•	•	•	•	•
Worcester Foregate St	⑦ a	•	•	•	•	•	•	•	•
Malvern Link	a	•	•	•	•	•	•	•	•
Great Malvern	a	•	•	•	•	•	•	•	•
Train continues to		MAN			GLC				

**MONDAYS TO FRIDAYS**
**BRISTOL TO CARDIFF, GLOUCESTER,  
CHELTENHAM SPA AND GREAT MALVERN**

Operator		XC	GW	GW	GW	XC	GW	GW	GW
Notes									
Facilities		■	■			■	■		◇
Westbury	d	.	.	.	.	.	1038	.	1110
Bath Spa	⑦ d	.	.	.	.	.	1108	.	1136
Oldfield Park	d	.	.	.	.	.	1111	.	.
Keynsham	d	.	.	.	.	.	1118	.	.
Taunton	d	.	.	.	1011	1051	.	.	.
Weston-super-Mare	d	.	.	.	1043	.	.	1110	.
Bristol Temple Meads	⑩ d	1100	.	1116	1121	1130	1141	1145	1154
Lawrence Hill	d	.	.	1119	.	.	.	1148	.
Stapleton Road	d	.	.	1121	.	.	.	1150	.
Clifton Down	a	.	.	1129	.	.	.	.	.
Avonmouth	a	.	.	1140	.	.	.	.	.
Severn Beach	a	.	.	1149	.	.	.	.	.
Filton Abbey Wood	d	.	.	.	1130	.	1148	1156	1201
Bristol Parkway	⑦ a	1108	.	.	.	1138	1152	1203	.
Bristol Parkway	⑦ d	1110	.	.	.	1140	1152	.	.
Patchway	d	.	.	.	1135	.	.	.	.
Severn Tunnel Junction	a	.	.	.	1146	.	.	.	.
Newport	a	.	.	.	1158	.	.	.	1225
Cardiff Central	⑦ a	.	.	.	1219	.	.	.	1240
Yate	d	.	.	.	.	.	1202	.	.
Cam & Dursley	d	.	.	.	.	.	1216	.	.
Gloucester	⑦ a	.	↩	.	.	.	1231	.	.
Gloucester	⑦ d	.	1137	.	.	.	.	.	.
Cheltenham Spa	a	1140	1146	.	.	1209	.	.	.
Ashchurch for Tewkesbury	a	.	1156	.	.	.	.	.	.
Worcester Shrub Hill	⑦ a	.	1213	.	.	.	.	.	.
Worcester Foregate St	⑦ a	.	1216	.	.	.	.	.	.
Malvern Link	a	.	1225	.	.	.	.	.	.
Great Malvern	a	.	1230	.	.	.	.	.	.
Train continues to		MAN			ABD				

Operator		XC	GW	GW	XC	GW	GW	GW	GW
Notes									
Facilities		■	■		■	■	◇		◇
Westbury	d	.	.	.	.	.	1141	.	1210
Bath Spa	⑦ d	.	.	.	.	.	1211	.	1236
Oldfield Park	d	.	.	.	.	.	1214	.	.
Keynsham	d	.	.	.	.	.	1221	.	.
Taunton	d	1117	.	1104dl	1151	.	.	.	.
Weston-super-Mare	d	.	.	1138	.	.	.	1209	.
Bristol Temple Meads	⑩ d	1200	1203	1221	1230	1234	1241	1245	1254
Lawrence Hill	d	.	.	.	.	1237	.	1247	.
Stapleton Road	d	.	1207	.	.	1239	.	1250	.
Clifton Down	a	.	1215	.	.	1247	.	.	.
Avonmouth	a	.	1229	.	.	1300	.	.	.
Severn Beach	a	.	.	.	.	.	.	.	.
Filton Abbey Wood	d	.	.	1230	.	.	1248	1255	1301
Bristol Parkway	⑦ a	1208	.	.	1238	.	1252	1303	.
Bristol Parkway	⑦ d	1210	.	.	1240	.	1252	.	.
Patchway	d	.	.	1235	.	.	.	.	.
Severn Tunnel Junction	a	.	.	1246	.	.	.	.	.
Newport	a	.	.	1300	.	.	.	.	1325
Cardiff Central	⑦ a	.	.	1322	.	.	.	.	1342
Yate	d	.	.	.	.	.	1301	.	.
Cam & Dursley	d	.	.	.	.	.	1314	.	.
Gloucester	⑦ a	.	.	.	.	.	1331	.	.
Gloucester	⑦ d	.	.	.	.	.	1337	.	.
Cheltenham Spa	a	1239	.	.	1309	.	↩	.	.
Ashchurch for Tewkesbury	a	.	.	.	.	.	.	.	.
Worcester Shrub Hill	⑦ a	.	.	.	.	.	.	.	.
Worcester Foregate St	⑦ a	.	.	.	.	.	.	.	.
Malvern Link	a	.	.	.	.	.	.	.	.
Great Malvern	a	.	.	.	.	.	.	.	.
Train continues to		MAN			GLC				

MONDAYS TO FRIDAYS

BRISTOL TO CARDIFF, GLOUCESTER,  
CHELTENHAM SPA AND GREAT MALVERN

Operator		XC	GW	GW	GW	XC	GW	GW	GW
Notes									
Facilities		■ □	◇			■ □			◇ □
Westbury	d	.	.	.	.	.	1247	.	1310
Bath Spa	⑦ d	.	.	.	.	.	1318	.	1336
Oldfield Park	d	.	.	.	.	.	1321	.	.
Keynsham	d	.	.	.	.	.	1328	.	.
Taunton	d	.	.	.	1204	1251	.	.	.
Weston-super-Mare	d	.	.	.	1241	.	.	1310	.
Bristol Temple Meads	⑩ d	1300	.	1316	1321	1330	1341	1345	1354
Lawrence Hill	d	.	.	1319	.	.	.	1347	.
Stapleton Road	d	.	.	1321	.	.	.	1350	.
Clifton Down	a	.	.	1329	.	.	.	.	.
Avonmouth	a	.	.	1340	.	.	.	.	.
Severn Beach	a	.	.	1351	.	.	.	.	.
Filton Abbey Wood	d	.	.	.	1330	.	1348	1355	1401
Bristol Parkway	⑦ a	1308	.	.	.	1338	1352	1403	.
Bristol Parkway	⑦ d	1310	.	.	.	1340	1352	.	.
Patchway	d	.	.	.	1335	.	.	.	.
Severn Tunnel Junction	a	.	.	.	1346	.	.	.	.
Newport	a	.	.	.	1358	.	.	.	1426
Cardiff Central	⑦ a	.	.	.	1413	.	.	.	1441
Yate	d	.	.	.	.	.	1402	.	.
Cam & Dursley	d	.	.	.	.	.	1416	.	.
Gloucester	⑦ a	.	↔	.	.	.	1431	.	.
Gloucester	⑦ d	.	1337	.	.	.	.	.	.
Cheltenham Spa	a	1339	1346	.	.	1409	.	.	.
Ashchurch for Tewkesbury	a	.	1356	.	.	.	.	.	.
Worcester Shrub Hill	⑦ a	.	1412	.	.	.	.	.	.
Worcester Foregate St	⑦ a	.	1418	.	.	.	.	.	.
Malvern Link	a	.	1427	.	.	.	.	.	.
Great Malvern	a	.	1430	.	.	.	.	.	.
Train continues to		MAN			DEE				

Operator		XC	GW	GW	XC	GW	GW	GW	GW
Notes									
Facilities		■ □	□		■ □				◇ □
Westbury	d	.	.	.	.	.	1344	.	1410
Bath Spa	⑦ d	.	.	.	.	.	1414	.	1436
Oldfield Park	d	.	.	.	.	.	1417	.	.
Keynsham	d	.	.	.	.	.	1424	.	.
Taunton	d	1322	.	1308dl	1351	.	.	.	.
Weston-super-Mare	d	.	.	1341	.	.	.	1410	.
Bristol Temple Meads	⑩ d	1400	1403	1424	1430	1434	1441	1445	1454
Lawrence Hill	d	.	.	.	.	1437	.	1447	.
Stapleton Road	d	.	1407	.	.	1439	.	1450	.
Clifton Down	a	.	1415	.	.	1447	.	.	.
Avonmouth	a	.	1429	.	.	1500	.	.	.
Severn Beach	a	.	.	.	.	.	.	.	.
Filton Abbey Wood	d	.	.	1432	.	.	1448	1455	1501
Bristol Parkway	⑦ a	1408	.	.	1439	.	1452	1503	.
Bristol Parkway	⑦ d	1410	.	.	1440	.	1453	.	.
Patchway	d	.	.	1436	.	.	.	.	.
Severn Tunnel Junction	a	.	.	1447	.	.	.	.	.
Newport	a	.	.	1503	.	.	.	.	1525
Cardiff Central	⑦ a	.	.	1525	.	.	.	.	1542
Yate	d	.	.	.	.	.	1503	.	.
Cam & Dursley	d	.	.	.	.	.	1517	.	.
Gloucester	⑦ a	.	.	.	.	.	1532	.	.
Gloucester	⑦ d	.	.	.	.	.	1537	.	.
Cheltenham Spa	a	1440	.	.	1510	.	↔	.	.
Ashchurch for Tewkesbury	a	.	.	.	.	.	.	.	.
Worcester Shrub Hill	⑦ a	.	.	.	.	.	.	.	.
Worcester Foregate St	⑦ a	.	.	.	.	.	.	.	.
Malvern Link	a	.	.	.	.	.	.	.	.
Great Malvern	a	.	.	.	.	.	.	.	.
Train continues to		MAN			GLC				

**MONDAYS TO FRIDAYS**

**BRISTOL TO CARDIFF, GLOUCESTER,  
CHELTENHAM SPA AND GREAT MALVERN**

Operator Notes		XC	GW	GW	GW	XC	GW	GW	GW
Facilities		■ □				■ □			
Westbury	d	.	.	.	.	.	1438	1452	.
Bath Spa	⑦ d	.	.	.	.	.	1508	1522	.
Oldfield Park	d	.	.	.	.	.	1511	.	.
Keynsham	d	.	.	.	.	.	1518	.	.
Taunton	d	.	.	.	1411	1451	.	.	.
Weston-super-Mare	d	.	.	.	1445	.	.	.	1510
<b>Bristol Temple Meads</b>	⑩ d	1500	.	1516	1521	1530	1534	1541	1545
Lawrence Hill	d	.	.	1519	.	.	.	.	1547
<b>Stapleton Road</b>	d	.	.	1521	.	.	.	.	1550
Clifton Down	a	.	.	1529	.	.	.	.	.
Avonmouth	a	.	.	1540	.	.	.	.	.
Severn Beach	a	.	.	1549	.	.	.	.	.
<b>Filton Abbey Wood</b>	d	.	.	.	1530	.	.	1548	1555
Bristol Parkway	⑦ a	1508	.	.	.	1539	1544	1552	1604
Bristol Parkway	⑦ d	1510	.	.	.	1540	.	1552	.
Patchway	d	.	.	.	1535	.	.	.	.
Severn Tunnel Junction	a	.	.	.	1546	.	.	.	.
Newport	a	.	.	.	1558	.	.	.	.
Cardiff Central	⑦ a	.	.	.	1615	.	.	.	.
Yate	d	.	.	.	.	.	.	1602	.
Cam & Dursley	d	.	.	.	.	.	.	1616	.
Gloucester	⑦ a	.	↩	.	.	.	.	1631	.
Gloucester	⑦ d	.	1537	.	.	.	.	.	.
Cheltenham Spa	a	1541	1546	.	.	1610	.	.	.
Ashchurch for Tewkesbury	a	.	1556	.	.	.	.	.	.
Worcester Shrub Hill	⑦ a	.	1614	.	.	.	.	.	.
Worcester Foregate St	⑦ a	.	1617	.	.	.	.	.	.
Malvern Link	a	.	1626	.	.	.	.	.	.
Great Malvern	a	.	1629	.	.	.	.	.	.
<b>Train continues to</b>		<b>MAN</b>				<b>EDB</b>			

Operator Notes		GW	XC	GW	GW	GW	XC	GW	GW
Facilities		◇ □	■ □				■ □		
Westbury	d	1510	.	.	.	.	.	.	1538
Bath Spa	⑦ d	1536	.	.	.	.	.	.	1608
Oldfield Park	d	.	.	.	.	.	.	.	1611
Keynsham	d	.	.	.	.	.	.	.	1618
Taunton	d	.	1515	.	.	1457dl	1551	.	.
Weston-super-Mare	d	.	1538	.	.	1543	.	.	.
<b>Bristol Temple Meads</b>	⑩ d	1554	1600	1603	1615	1624	1630	1635	1641
Lawrence Hill	d	.	.	1606	1618	.	.	1638	.
<b>Stapleton Road</b>	d	.	.	1608	1620	.	.	1640	.
Clifton Down	a	.	.	1616	.	.	.	1648	.
Avonmouth	a	.	.	1629	.	.	.	1700	.
Severn Beach	a	.	.	.	.	.	.	.	.
<b>Filton Abbey Wood</b>	d	1601	.	.	1626	1632	.	.	1648
Bristol Parkway	⑦ a	.	1608	.	1634	.	1638	.	1652
Bristol Parkway	⑦ d	.	1610	.	.	.	1640	.	1652
Patchway	d	.	.	.	.	1636	.	.	.
Severn Tunnel Junction	a	.	.	.	.	1647	.	.	.
Newport	a	1625	.	.	.	1701	.	.	.
Cardiff Central	⑦ a	1641	.	.	.	1727	.	.	.
Yate	d	.	.	.	.	.	.	.	1701
Cam & Dursley	d	.	.	.	.	.	.	.	1714
Gloucester	⑦ a	.	.	.	.	.	.	.	1732
Gloucester	⑦ d	.	.	.	.	.	.	.	1737
Cheltenham Spa	a	.	1639	.	.	.	1709	.	↩
Ashchurch for Tewkesbury	a	.	.	.	.	.	.	.	.
Worcester Shrub Hill	⑦ a	.	.	.	.	.	.	.	.
Worcester Foregate St	⑦ a	.	.	.	.	.	.	.	.
Malvern Link	a	.	.	.	.	.	.	.	.
Great Malvern	a	.	.	.	.	.	.	.	.
<b>Train continues to</b>			<b>MAN</b>				<b>EDB</b>		

**MONDAYS TO FRIDAYS**
**BRISTOL TO CARDIFF, GLOUCESTER,  
CHELTENHAM SPA AND GREAT MALVERN**

Operator		GW	GW	XC	GW	GW	GW	GW	XC
Notes									
Facilities		■ CP	■ CP						■ CP
Westbury	d	•	1610	•	•	•	•	•	•
Bath Spa	⑦ d	•	1636	•	•	1644	•	•	•
Oldfield Park	d	•	•	•	•	•	•	•	•
Keynsham	d	•	•	•	•	1652	•	•	•
Taunton	d	•	•	•	•	•	•	1607	1651
Weston-super-Mare	d	1610	•	•	•	•	•	1639	•
Bristol Temple Meads	⑩ d	1645	1656	1700	•	1709	1713	1721	1730
Lawrence Hill	d	1649	•	•	•	1712	1716	•	•
Stapleton Road	d	1651	•	•	•	1715	1719	•	•
Clifton Down	a	•	•	•	•	•	1728	•	•
Avonmouth	a	•	•	•	•	•	1740	•	•
Severn Beach	a	•	•	•	•	•	1751	•	•
Filton Abbey Wood	d	1657	1704	•	•	1724	•	1728	•
Bristol Parkway	⑦ a	1704	•	1708	•	1729	•	•	1739
Bristol Parkway	⑦ d	•	•	1710	•	•	•	•	1740
Patchway	d	•	•	•	•	•	•	1733	•
Severn Tunnel Junction	a	•	1716	•	•	•	•	1744	•
Newport	a	•	1727	•	•	•	•	1757	•
Cardiff Central	⑦ a	•	1743	•	•	•	•	1813	•
Yate	d	•	•	•	•	•	•	•	•
Cam & Dursley	d	•	•	•	•	•	•	•	•
Gloucester	⑦ a	•	•	•	┌	•	•	•	•
Gloucester	⑦ d	•	•	•	1737	•	•	•	•
Cheltenham Spa	a	•	•	1741	1746	•	•	•	1810
Ashchurch for Tewkesbury	a	•	•	•	1756	•	•	•	•
Worcester Shrub Hill	⑦ a	•	•	•	1816	•	•	•	•
Worcester Foregate St	⑦ a	•	•	•	1821	•	•	•	•
Malvern Link	a	•	•	•	1830	•	•	•	•
Great Malvern	a	•	•	•	1835	•	•	•	•
Train continues to				MAN					LDS

Operator		GW	GW	GW	XC	GW	GW	XC	GW
Notes									
Facilities				■ CP	■ CP			■ CP	
Westbury	d	1642	•	1712	•	•	•	•	1738
Bath Spa	⑦ d	1712	•	1738	•	•	•	•	1808
Oldfield Park	d	1715	•	•	•	•	•	•	1811
Keynsham	d	1721	•	•	•	•	•	•	1818
Taunton	d	•	•	•	1722	•	1706dl	1751	•
Weston-super-Mare	d	•	1715	•	•	•	•	1738	•
Bristol Temple Meads	⑩ d	1741	1746	1754	1800	1803	1822	1830	1836
Lawrence Hill	d	•	1749	•	•	1806	1825	•	•
Stapleton Road	d	•	1752	•	•	1809	1827	•	•
Clifton Down	a	•	•	•	•	1817	•	•	•
Avonmouth	a	•	•	•	•	1829	•	•	•
Severn Beach	a	•	•	•	•	1840	•	•	•
Filton Abbey Wood	d	1748	1757	1802	•	•	1833	•	1843
Bristol Parkway	⑦ a	1752	1804	•	1808	•	•	1839	1847
Bristol Parkway	⑦ d	1753	•	•	1810	•	•	1840	1847
Patchway	d	•	•	•	•	•	1837	•	•
Severn Tunnel Junction	a	•	•	1814	•	•	1850	•	•
Newport	a	•	•	1825	•	•	1904	•	•
Cardiff Central	⑦ a	•	•	1842	•	•	1921	•	•
Yate	d	1801	•	•	•	•	•	•	1856
Cam & Dursley	d	1814	•	•	•	•	•	•	1910
Gloucester	⑦ a	1833	•	•	•	•	•	•	1926
Gloucester	⑦ d	•	•	•	•	•	•	•	1934
Cheltenham Spa	a	•	•	•	1840	•	•	1910	└
Ashchurch for Tewkesbury	a	•	•	•	•	•	•	•	•
Worcester Shrub Hill	⑦ a	•	•	•	•	•	•	•	•
Worcester Foregate St	⑦ a	•	•	•	•	•	•	•	•
Malvern Link	a	•	•	•	•	•	•	•	•
Great Malvern	a	•	•	•	•	•	•	•	•
Train continues to					MAN			LDS	

**MONDAYS TO FRIDAYS**
**BRISTOL TO CARDIFF, GLOUCESTER,  
CHELTENHAM SPA AND GREAT MALVERN**

Operator Notes		GW	GW	XC	GW	GW	XC	GW	GW
Facilities		□ □	■ □				■ □		
Westbury	d	•	1811	•	•	•	•	•	1838
Bath Spa ⇄	⑦ d	•	1837	•	•	•	•	•	1908
Oldfield Park	d	•	•	•	•	•	•	•	1911
Keynsham	d	•	•	•	•	•	•	•	1918
Taunton ⇄	d	•	•	•	•	1808q	1851	•	•
Weston-super-Mare ⇄	d	1815	•	•	•	1840q	•	•	•
Bristol Temple Meads ⇄	⑩ d	1847	1854	1900	•	1921	1930	1933	1941
Lawrence Hill	d	1850	•	•	•	1924	•	1936	•
Stapleton Road	d	1853	•	•	•	1926	•	1938	•
Clifton Down	a	1902	•	•	•	•	•	1946	•
Avonmouth	a	1922	•	•	•	•	•	1958	•
Severn Beach	a	•	•	•	•	•	•	•	•
Filton Abbey Wood	d	•	1901	•	•	1932	•	•	1948
Bristol Parkway ⇄	⑦ a	•	•	1908	•	•	1938	•	1952
Bristol Parkway ⇄	⑦ d	•	•	1910	•	•	1940	•	1952
Patchway	d	•	•	•	•	1936	•	•	•
Severn Tunnel Junction	a	•	1913	•	•	1947	•	•	•
Newport ⇄	a	•	1925	•	•	1959	•	•	•
Cardiff Central ⇄	⑦ a	•	1942	•	•	2014	•	•	•
Yate	d	•	•	•	•	•	•	•	2002
Cam & Dursley	d	•	•	•	•	•	•	•	2016
Gloucester ⇄	⑦ a	•	•	•	—	•	•	•	2032
Gloucester ⇄	⑦ d	•	•	•	1934	•	•	•	2038
Cheltenham Spa ⇄	a	•	•	1939	1944	•	2009	•	2048
Ashchurch for Tewkesbury	a	•	•	•	1953	•	•	•	•
Worcester Shrub Hill ⇄	⑦ a	•	•	•	2018	•	•	•	•
Worcester Foregate St ⇄	⑦ a	•	•	•	2022	•	•	•	•
Malvern Link	a	•	•	•	2032	•	•	•	•
Great Malvern ⇄	a	•	•	•	2035	•	•	•	•
Train continues to				MAN			LDS		

Operator Notes		GW	GW	XC	XC	XC	GW A	GW	GW
Facilities		◇ □	■	■	■				
Westbury	d	•	1908	•	•	•	1932	•	•
Bath Spa ⇄	⑦ d	•	1937	•	•	•	•	•	•
Oldfield Park	d	•	•	•	•	•	•	•	•
Keynsham	d	•	•	•	•	•	•	•	•
Taunton ⇄	d	•	•	•	•	1951	•	•	•
Weston-super-Mare ⇄	d	1908	•	•	•	•	•	•	•
Bristol Temple Meads ⇄	⑩ d	1945	1954	2000	2015	2030	•	2034	2041
Lawrence Hill	d	1947	•	•	•	•	•	2037	•
Stapleton Road	d	1950	•	•	•	•	•	2040	•
Clifton Down	a	•	•	•	•	•	•	2049	•
Avonmouth	a	•	•	•	•	•	•	2101	•
Severn Beach	a	•	•	•	•	•	•	2112	•
Filton Abbey Wood	d	1955	2002	•	2022	•	•	•	2048
Bristol Parkway ⇄	⑦ a	2003	•	2008	•	2038	•	•	2052
Bristol Parkway ⇄	⑦ d	•	•	2010	•	2040	•	•	2052
Patchway	d	•	•	•	2025	•	•	•	•
Severn Tunnel Junction	a	•	2014	•	2036	•	•	•	•
Newport ⇄	a	•	2025	•	2047	•	•	•	•
Cardiff Central ⇄	⑦ a	•	2047	•	2103	•	•	•	•
Yate	d	•	•	•	•	•	•	•	2101
Cam & Dursley	d	•	•	•	•	•	•	•	2114
Gloucester ⇄	⑦ a	•	•	2036	•	•	2115	•	2132
Gloucester ⇄	⑦ d	•	•	2046	•	•	2123	•	2133
Cheltenham Spa ⇄	a	•	•	2054	•	2115	2133	•	2144
Ashchurch for Tewkesbury	a	•	•	•	•	•	•	•	2153
Worcester Shrub Hill ⇄	⑦ a	•	•	•	•	•	•	•	2211
Worcester Foregate St ⇄	⑦ a	•	•	•	•	•	•	•	•
Malvern Link	a	•	•	•	•	•	•	•	•
Great Malvern ⇄	a	•	•	•	•	•	•	•	•
Train continues to				BHM		BHM			

MONDAYS TO FRIDAYS

BRISTOL TO CARDIFF, GLOUCESTER,  
CHELTENHAM SPA AND GREAT MALVERN

Operator Notes Facilities		GW	GW	GW FO	GW FX	GW	GW	GW	XC
		◇ □	■ □					◇	■
Westbury	d	2011	.	.	.	.	.	2110	.
Bath Spa	⑦ d	2037	.	.	.	.	.	2136	.
Oldfield Park	d	.	.	.	.	.	.	.	.
Keynsham	d	.	.	.	.	.	.	.	.
Taunton	d	.	.	.	.	.	.	2035	2119
Weston-super-Mare	d	.	.	.	.	.	.	2107	.
Bristol Temple Meads	⑩ d	2054	.	2119	2121	2137	2141	2154	2200
Lawrence Hill	d	.	.	2122	2124	2140	.	.	.
Stapleton Road	d	.	.	2124	2126	2142	.	.	.
Clifton Down	a	.	.	.	.	2150	.	.	.
Avonmouth	a	.	.	.	.	2204	.	.	.
Severn Beach	a	.	.	.	.	.	.	.	.
Filton Abbey Wood	d	2101	.	2130	2132	.	2148	2201	.
Bristol Parkway	⑦ a	.	.	.	.	.	2152	.	2208
Bristol Parkway	⑦ d	.	.	.	.	.	2153	.	2210
Patchway	d	.	.	2134	2136	.	.	2206	.
Severn Tunnel Junction	a	2113	.	2146	2147	.	.	2217	.
Newport	a	2125	.	2158	2159	.	.	2235h	.
Cardiff Central	⑦ a	2144	.	2213	2214	.	.	2257h	.
Yate	d	.	.	.	.	.	2202	.	.
Cam & Dursley	d	.	.	.	.	.	2216	.	.
Gloucester	⑦ a	.	.	.	.	.	2233	.	.
Gloucester	⑦ d	.	2151	.	.	.	.	.	.
Cheltenham Spa	a	.	2200	.	.	.	.	.	2241
Ashchurch for Tewkesbury	a	.	.	.	.	.	.	.	.
Worcester Shrub Hill	⑦ a	.	2222	.	.	.	.	.	.
Worcester Foregate St	⑦ a	.	.	.	.	.	.	.	.
Malvern Link	a	.	.	.	.	.	.	.	.
Great Malvern	a	.	.	.	.	.	.	.	.
Train continues to									BHM

Operator Notes Facilities		GW	GW	GW
				◇
Westbury	d	.	.	2210
Bath Spa	⑦ d	.	.	2236
Oldfield Park	d	.	.	.
Keynsham	d	.	.	.
Taunton	d	.	.	.
Weston-super-Mare	d	.	.	.
Bristol Temple Meads	⑩ d	2221	2242	2254
Lawrence Hill	d	2224	.	.
Stapleton Road	d	2226	.	.
Clifton Down	a	2234	.	.
Avonmouth	a	2245	.	.
Severn Beach	a	2254	.	.
Filton Abbey Wood	d	.	2249	2301
Bristol Parkway	⑦ a	.	2253	.
Bristol Parkway	⑦ d	.	2253	.
Patchway	d	.	.	2306
Severn Tunnel Junction	a	.	.	2316
Newport	a	.	.	2333k
Cardiff Central	⑦ a	.	.	2355k
Yate	d	.	2302	.
Cam & Dursley	d	.	2315	.
Gloucester	⑦ a	.	2338	.
Gloucester	⑦ d	.	.	.
Cheltenham Spa	a	.	.	.
Ashchurch for Tewkesbury	a	.	.	.
Worcester Shrub Hill	⑦ a	.	.	.
Worcester Foregate St	⑦ a	.	.	.
Malvern Link	a	.	.	.
Great Malvern	a	.	.	.
Train continues to				

Looking for all trains from Gloucester to Cheltenham Spa and Ashchurch for Tewkesbury?

Please see page 46.



## SATURDAYS

BRISTOL TO CARDIFF, GLOUCESTER,  
CHELTENHAM SPA AND GREAT MALVERN

Operator Notes		GW	GW	GW	XC	GW	GW	GW	GW
Facilities		■	□		■	□		■	□
Westbury	d	.	.	.	.	.	.	.	.
Bath Spa	⑦ d	0117	.	.	.	.	.	.	.
Oldfield Park	d	.	.	.	.	.	.	.	.
Keynsham	d	.	.	.	.	.	.	.	.
Taunton	d	.	.	.	.	.	.	.	.
Weston-super-Mare	d	.	.	.	.	.	.	.	.
Bristol Temple Meads	⑩ d	0136	.	0603	0615	0633	.	0645	0651
Lawrence Hill	d	.	.	.	.	0636	.	.	0654
Stapleton Road	d	.	.	0606	.	0638	.	.	0656
Clifton Down	a	.	.	0614	.	0646	.	.	.
Avonmouth	a	.	.	0629	.	0701	.	.	.
Severn Beach	a	.	.	.	.	.	.	.	.
Filton Abbey Wood	d	.	.	.	.	.	.	0653	0702
Bristol Parkway	⑦ a	.	.	.	0623	.	.	0658	.
Bristol Parkway	⑦ d	.	.	.	0625	.	.	0710	.
Patchway	d	.	.	.	.	.	.	└	.
Severn Tunnel Junction	a	.	.	.	.	.	.	.	0715
Newport	a	0209s	.	.	.	.	.	.	0727
Cardiff Central	⑦ a	0230	.	.	.	.	.	.	0745
Yate	d	.	.	.	.	.	.	.	.
Cam & Dursley	d	.	.	.	.	.	.	.	.
Gloucester	⑦ a	.	.	.	0652	.	.	.	.
Gloucester	⑦ d	.	0600	.	0700	.	0715	.	.
Cheltenham Spa	a	.	0610	.	0709	.	0724	.	.
Ashchurch for Tewkesbury	a	.	0619	.	.	.	0733	.	.
Worcester Shrub Hill	⑦ a	.	0640	.	.	.	0753	.	.
Worcester Foregate St	⑦ a	.	.	.	.	.	.	.	.
Malvern Link	a	.	.	.	.	.	.	.	.
Great Malvern	a	.	.	.	.	.	.	.	.
Train continues to					GLC			SWA	

Operator Notes		GW	XC	GW	GW	XC	GW	GW	GW
Facilities		■	□		E	■	□		
Westbury	d	.	.	.	.	.	0638	.	.
Bath Spa	⑦ d	.	.	.	.	.	0708	.	.
Oldfield Park	d	.	.	.	.	.	0711	.	.
Keynsham	d	.	.	.	.	.	0718	.	.
Taunton	d	.	.	.	.	0650	.	0634dl	.
Weston-super-Mare	d	.	.	.	.	.	.	0708	.
Bristol Temple Meads	⑩ d	.	0700	0716	0723	0730	0741	0747	0755
Lawrence Hill	d	.	.	0719	.	.	.	0750	.
Stapleton Road	d	.	.	0721	.	.	.	0752	.
Clifton Down	a	.	.	0729	.	.	.	.	.
Avonmouth	a	.	.	0740	.	.	.	.	.
Severn Beach	a	.	.	0753	.	.	.	.	.
Filton Abbey Wood	d	.	.	.	0730	.	0748	0758	0803
Bristol Parkway	⑦ a	└	0708	.	.	0738	0752	0804	.
Bristol Parkway	⑦ d	0710	0710	.	.	0740	0753	.	.
Patchway	d	.	.	.	0735	.	.	.	.
Severn Tunnel Junction	a	.	.	.	0746	.	.	.	.
Newport	a	0731	.	.	0758	.	.	.	0825
Cardiff Central	⑦ a	0747	.	.	0817	.	.	.	0842
Yate	d	.	.	.	.	.	0802	.	.
Cam & Dursley	d	.	.	.	.	.	0816	.	.
Gloucester	⑦ a	.	.	.	.	.	0832	.	.
Gloucester	⑦ d	.	.	.	.	.	.	.	.
Cheltenham Spa	a	.	0739	.	.	0809	.	.	.
Ashchurch for Tewkesbury	a	.	.	.	.	.	.	.	.
Worcester Shrub Hill	⑦ a	.	.	.	.	.	.	.	.
Worcester Foregate St	⑦ a	.	.	.	.	.	.	.	.
Malvern Link	a	.	.	.	.	.	.	.	.
Great Malvern	a	.	.	.	.	.	.	.	.
Train continues to		SWA	MAN			EDB			

## SATURDAYS

BRISTOL TO CARDIFF, GLOUCESTER,  
CHELTENHAM SPA AND GREAT MALVERN

Operator		XC	GW	GW	XC	GW	GW	GW	GW
Notes									
Facilities		■	■		■	■			◇
Westbury	d	.	.	.	.	.	0738	.	0806
Bath Spa	⑦ d	.	.	.	.	.	0808	.	0833
Oldfield Park	d	.	.	.	.	.	0811	.	.
Keynsham	d	.	.	.	.	.	0818	.	.
Taunton	d	.	.	.	0750	.	.	0735dl	.
Weston-super-Mare	d	.	.	0737	.	.	.	0807	.
Bristol Temple Meads	⑩ d	0800	0803	0823	0830	0834	0841	0845	0855
Lawrence Hill	d	.	0806	.	.	0837	.	0848	.
Stapleton Road	d	.	0808	.	.	0839	.	0850	.
Clifton Down	a	.	0816	.	.	0847	.	.	.
Avonmouth	a	.	0831	.	.	0902	.	.	.
Severn Beach	a	.	.	.	.	.	.	.	.
Filton Abbey Wood	d	0741g	.	0831	.	.	0848	0856	0903
Bristol Parkway	⑦ a	0808	.	.	0838	.	0852	0904	.
Bristol Parkway	⑦ d	0810	.	.	0840	.	0853	.	.
Patchway	d	.	.	0836	.	.	.	.	.
Severn Tunnel Junction	a	.	.	0847	.	.	.	.	.
Newport	a	.	.	0901	.	.	.	.	0925
Cardiff Central	⑦ a	.	.	0923	.	.	.	.	0942
Yate	d	.	.	.	.	.	0902	.	.
Cam & Dursley	d	.	.	.	.	.	0914	.	.
Gloucester	⑦ a	.	.	.	.	.	0930	.	.
Gloucester	⑦ d	.	.	.	.	.	0938	.	.
Cheltenham Spa	a	0840	.	.	0909	.	└	.	.
Ashchurch for Tewkesbury	a	.	.	.	.	.	.	.	.
Worcester Shrub Hill	⑦ a	.	.	.	.	.	.	.	.
Worcester Foregate St	⑦ a	.	.	.	.	.	.	.	.
Malvern Link	a	.	.	.	.	.	.	.	.
Great Malvern	a	.	.	.	.	.	.	.	.
Train continues to		MAN			GLC				

Operator		XC	GW	GW	GW	XC	GW	GW	GW
Notes									
Facilities		■	■			■	■		◇
Westbury	d	.	.	.	.	.	0838	.	0910
Bath Spa	⑦ d	.	.	.	.	.	0908	.	0936
Oldfield Park	d	.	.	.	.	.	0911	.	.
Keynsham	d	.	.	.	.	.	0918	.	.
Taunton	d	0811	.	.	.	0850	.	.	.
Weston-super-Mare	d	.	.	.	0840	.	.	0910	.
Bristol Temple Meads	⑩ d	0900	.	0916	0922	0930	0941	0945	0954
Lawrence Hill	d	.	.	0919	.	.	.	0948	.
Stapleton Road	d	.	.	0921	.	.	.	0950	.
Clifton Down	a	.	.	0929	.	.	.	.	.
Avonmouth	a	.	.	0940	.	.	.	.	.
Severn Beach	a	.	.	0953	.	.	.	.	.
Filton Abbey Wood	d	.	.	.	0931	.	0948	0956	1001
Bristol Parkway	⑦ a	0908	.	.	.	0938	0952	1004	.
Bristol Parkway	⑦ d	0910	.	.	.	0940	0952	.	.
Patchway	d	.	.	.	0935	.	.	.	.
Severn Tunnel Junction	a	.	.	.	0946	.	.	.	.
Newport	a	.	.	.	0958	.	.	.	1023
Cardiff Central	⑦ a	.	.	.	1018	.	.	.	1040
Yate	d	.	.	.	.	.	1002	.	.
Cam & Dursley	d	.	.	.	.	.	1015	.	.
Gloucester	⑦ a	.	└	.	.	.	1033	.	.
Gloucester	⑦ d	.	0938	.	.	.	.	.	.
Cheltenham Spa	a	0939	0946	.	.	1009	.	.	.
Ashchurch for Tewkesbury	a	.	0955	.	.	.	.	.	.
Worcester Shrub Hill	⑦ a	.	1014	.	.	.	.	.	.
Worcester Foregate St	⑦ a	.	1018	.	.	.	.	.	.
Malvern Link	a	.	1027	.	.	.	.	.	.
Great Malvern	a	.	1033	.	.	.	.	.	.
Train continues to		MAN				EDB			

## SATURDAYS

BRISTOL TO CARDIFF, GLOUCESTER,  
CHELTENHAM SPA AND GREAT MALVERN

Operator		XC	GW	GW	XC	GW	GW	GW	GW
Notes									
Facilities		■	□		■	□			□
Westbury	d	.	.	.	.	.	0938	.	1010
Bath Spa	⑦ d	.	.	.	.	.	1008	.	1036
Oldfield Park	d	.	.	.	.	.	1011	.	.
Keynsham	d	.	.	.	.	.	1019	.	.
Taunton	d	.	.	0912	0950	.	.	.	.
Weston-super-Mare	d	.	.	0944	.	.	.	1010	.
Bristol Temple Meads	⑩ d	1000	1003	1023	1030	1034	1041	1045	1055
Lawrence Hill	d	.	.	.	.	1037	.	1048	.
Stapleton Road	d	.	1007	.	.	1039	.	1050	.
Clifton Down	a	.	1015	.	.	1047	.	.	.
Avonmouth	a	.	1031	.	.	1102	.	.	.
Severn Beach	a	.	.	.	.	.	.	.	.
Filton Abbey Wood	d	.	.	1032	.	.	1048	1056	1103
Bristol Parkway	⑦ a	1008	.	.	1038	.	1052	1104	.
Bristol Parkway	⑦ d	1010	.	.	1040	.	1052	.	.
Patchway	d	.	.	1036	.	.	.	.	.
Severn Tunnel Junction	a	.	.	1047	.	.	.	.	.
Newport	a	.	.	1101	.	.	.	.	1125
Cardiff Central	⑦ a	.	.	1117	.	.	.	.	1142
Yate	d	.	.	.	.	.	1102	.	.
Cam & Dursley	d	.	.	.	.	.	1116	.	.
Gloucester	⑦ a	.	.	.	.	.	1132	.	.
Gloucester	⑦ d	.	.	.	.	.	1137	.	.
Cheltenham Spa	a	1039	.	.	1109	.	└	.	.
Ashchurch for Tewkesbury	a	.	.	.	.	.	.	.	.
Worcester Shrub Hill	⑦ a	.	.	.	.	.	.	.	.
Worcester Foregate St	⑦ a	.	.	.	.	.	.	.	.
Malvern Link	a	.	.	.	.	.	.	.	.
Great Malvern	a	.	.	.	.	.	.	.	.
Train continues to		MAN			GLC				

Operator		XC	GW	GW	GW	XC	GW	GW	GW
Notes									
Facilities		■	□			■	□		◇
Westbury	d	.	.	.	.	.	1038	.	1110
Bath Spa	⑦ d	.	.	.	.	.	1108	.	1136
Oldfield Park	d	.	.	.	.	.	1111	.	.
Keynsham	d	.	.	.	.	.	1118	.	.
Taunton	d	.	.	.	1011	1050	.	.	.
Weston-super-Mare	d	.	.	.	1043	.	.	1113	.
Bristol Temple Meads	⑩ d	1100	.	1116	1122	1130	1141	1147	1154
Lawrence Hill	d	.	.	1119	.	.	.	1150	.
Stapleton Road	d	.	.	1121	.	.	.	1152	.
Clifton Down	a	.	.	1129	.	.	.	.	.
Avonmouth	a	.	.	1140	.	.	.	.	.
Severn Beach	a	.	.	1153	.	.	.	.	.
Filton Abbey Wood	d	.	.	.	1131	.	1148	1158	1202
Bristol Parkway	⑦ a	1108	.	.	.	1138	1152	1204	.
Bristol Parkway	⑦ d	1110	.	.	.	1140	1152	.	.
Patchway	d	.	.	.	1135	.	.	.	.
Severn Tunnel Junction	a	.	.	.	1146	.	.	.	.
Newport	a	.	.	.	1158	.	.	.	1224
Cardiff Central	⑦ a	.	.	.	1217	.	.	.	1243
Yate	d	.	.	.	.	.	1202	.	.
Cam & Dursley	d	.	.	.	.	.	1216	.	.
Gloucester	⑦ a	.	└	.	.	.	1231	.	.
Gloucester	⑦ d	.	1137	.	.	.	.	.	.
Cheltenham Spa	a	1140	1146	.	.	1209	.	.	.
Ashchurch for Tewkesbury	a	.	1156	.	.	.	.	.	.
Worcester Shrub Hill	⑦ a	.	1213	.	.	.	.	.	.
Worcester Foregate St	⑦ a	.	1218	.	.	.	.	.	.
Malvern Link	a	.	.	.	.	.	.	.	.
Great Malvern	a	.	.	.	.	.	.	.	.
Train continues to		MAN				ABD			

## SATURDAYS

BRISTOL TO CARDIFF, GLOUCESTER,  
CHELTENHAM SPA AND GREAT MALVERN

Operator		XC	GW	GW	XC	GW	GW	GW	GW
Notes									
Facilities		■	□		■	□	◇		◇
Westbury	d	.	.	.	.	.	1147	.	1210
Bath Spa	⑦ d	.	.	.	.	.	1217	.	1236
Oldfield Park	d	.	.	.	.	.	1220	.	.
Keynsham	d	.	.	.	.	.	1227	.	.
Taunton	d	1117	.	1104dl	1150	.	.	.	.
Weston-super-Mare	d	.	.	1140	.	.	.	1210	.
Bristol Temple Meads	⑩ d	1200	1203	1221	1230	1236	1241	1245	1253
Lawrence Hill	d	.	.	.	.	1239	.	1248	.
Stapleton Road	d	.	1207	.	.	1241	.	1250	.
Clifton Down	a	.	1215	.	.	1249	.	.	.
Avonmouth	a	.	1231	.	.	1304	.	.	.
Severn Beach	a	.	.	.	.	.	.	.	.
Filton Abbey Wood	d	.	.	1231	.	.	1250	1256	1301
Bristol Parkway	⑦ a	1208	.	.	1238	.	1254	1304	.
Bristol Parkway	⑦ d	1210	.	.	1240	.	1255	.	.
Patchway	d	.	.	1235	.	.	.	.	.
Severn Tunnel Junction	a	.	.	1246	.	.	.	.	.
Newport	a	.	.	1300	.	.	.	.	1324
Cardiff Central	⑦ a	.	.	1318	.	.	.	.	1342
Yate	d	.	.	.	.	.	1304	.	.
Cam & Dursley	d	.	.	.	.	.	1316	.	.
Gloucester	⑦ a	.	.	.	.	.	1332	.	.
Gloucester	⑦ d	.	.	.	.	.	1337	.	.
Cheltenham Spa	a	1239	.	.	1310	.	└	.	.
Ashchurch for Tewkesbury	a	.	.	.	.	.	.	.	.
Worcester Shrub Hill	⑦ a	.	.	.	.	.	.	.	.
Worcester Foregate St	⑦ a	.	.	.	.	.	.	.	.
Malvern Link	a	.	.	.	.	.	.	.	.
Great Malvern	a	.	.	.	.	.	.	.	.
Train continues to		MAN			GLC				

Operator		XC	GW	GW	GW	XC	GW	GW	GW
Notes									
Facilities		■	□			■	□		◇
Westbury	d	.	.	.	.	.	1248	.	1310
Bath Spa	⑦ d	.	.	.	.	.	1318	.	1336
Oldfield Park	d	.	.	.	.	.	1321	.	.
Keynsham	d	.	.	.	.	.	1329	.	.
Taunton	d	.	.	.	1207	1250	.	.	.
Weston-super-Mare	d	.	.	.	1239	.	.	1310	.
Bristol Temple Meads	⑩ d	1300	.	1316	1323	1330	1341	1345	1354
Lawrence Hill	d	.	.	1319	.	.	.	1348	.
Stapleton Road	d	.	.	1321	.	.	.	1351	.
Clifton Down	a	.	.	1329	.	.	.	.	.
Avonmouth	a	.	.	1340	.	.	.	.	.
Severn Beach	a	.	.	1353	.	.	.	.	.
Filton Abbey Wood	d	.	.	.	1330	.	1348	1357	1401
Bristol Parkway	⑦ a	1308	.	.	.	1338	1352	1404	.
Bristol Parkway	⑦ d	1310	.	.	.	1340	1352	.	.
Patchway	d	.	.	.	1335	.	.	.	.
Severn Tunnel Junction	a	.	.	.	1346	.	.	.	.
Newport	a	.	.	.	1358	.	.	.	1424
Cardiff Central	⑦ a	.	.	.	1417	.	.	.	1441
Yate	d	.	.	.	.	.	1402	.	.
Cam & Dursley	d	.	.	.	.	.	1415	.	.
Gloucester	⑦ a	.	└	.	.	.	1434	.	.
Gloucester	⑦ d	.	1337	.	.	.	.	.	.
Cheltenham Spa	a	1339	1346	.	.	1409	.	.	.
Ashchurch for Tewkesbury	a	.	1355	.	.	.	.	.	.
Worcester Shrub Hill	⑦ a	.	1413	.	.	.	.	.	.
Worcester Foregate St	⑦ a	.	1417	.	.	.	.	.	.
Malvern Link	a	.	1427	.	.	.	.	.	.
Great Malvern	a	.	1432	.	.	.	.	.	.
Train continues to		MAN			DEE				

## SATURDAYS

BRISTOL TO CARDIFF, GLOUCESTER,  
CHELTENHAM SPA AND GREAT MALVERN

Operator		XC	GW	GW	XC	GW	GW	GW	GW
Notes				F					
Facilities		■	□		■	□			◇
Westbury	d	.	.	.	.	.	1338	.	1410
Bath Spa	⑦ d	.	.	.	.	.	1408	.	1436
Oldfield Park	d	.	.	.	.	.	1411	.	.
Keynsham	d	.	.	.	.	.	1418	.	.
Taunton	d	1315	.	1307	dl	1350	.	.	.
Weston-super-Mare	d	.	.	1341	.	.	.	1410	.
Bristol Temple Meads	⑩ d	1400	1403	1421	1430	1434	1441	1445	1454
Lawrence Hill	d	.	.	.	.	1437	.	1448	.
Stapleton Road	d	.	1407	.	.	1439	.	1450	.
Clifton Down	a	.	1415	.	.	1447	.	.	.
Avonmouth	a	.	1431	.	.	1502	.	.	.
Severn Beach	a	.	.	.	.	.	.	.	.
Filton Abbey Wood	d	.	.	1432	.	.	1448	1456	1501
Bristol Parkway	⑦ a	1408	.	.	1439	.	1452	1504	.
Bristol Parkway	⑦ d	1410	.	.	1440	.	1453	.	.
Patchway	d	.	.	1436	.	.	.	.	.
Severn Tunnel Junction	a	.	.	1447	.	.	.	.	.
Newport	a	.	.	1459	.	.	.	.	1523
Cardiff Central	⑦ a	.	.	1517	.	.	.	.	1541
Yate	d	.	.	.	.	.	1503	.	.
Cam & Dursley	d	.	.	.	.	.	1517	.	.
Gloucester	⑦ a	.	.	.	.	.	1533	.	.
Gloucester	⑦ d	.	.	.	.	.	1537	.	.
Cheltenham Spa	a	1439	.	.	1509	.	└	.	.
Ashchurch for Tewkesbury	a	.	.	.	.	.	.	.	.
Worcester Shrub Hill	⑦ a	.	.	.	.	.	.	.	.
Worcester Foregate St	⑦ a	.	.	.	.	.	.	.	.
Malvern Link	a	.	.	.	.	.	.	.	.
Great Malvern	a	.	.	.	.	.	.	.	.
Train continues to		MAN			GLC				

Operator		XC	GW	GW	GW	XC	GW	GW	GW
Notes									
Facilities		■	□			■	□		◇
Westbury	d	.	.	.	.	.	1456	.	1511
Bath Spa	⑦ d	.	.	.	.	.	1522	.	1537
Oldfield Park	d	.	.	.	.	.	.	.	.
Keynsham	d	.	.	.	.	.	.	.	.
Taunton	d	.	.	.	1407	1451	.	.	.
Weston-super-Mare	d	.	.	.	1439	.	.	1510	.
Bristol Temple Meads	⑩ d	1500	.	1516	1521	1530	1541	1545	1555
Lawrence Hill	d	.	.	1519	.	.	.	1548	.
Stapleton Road	d	.	.	1521	.	.	.	1550	.
Clifton Down	a	.	.	1529	.	.	.	.	.
Avonmouth	a	.	.	1540	.	.	.	.	.
Severn Beach	a	.	.	1553	.	.	.	.	.
Filton Abbey Wood	d	.	.	.	1531	.	1548	1556	1602
Bristol Parkway	⑦ a	1508	.	.	.	1538	1552	1604	.
Bristol Parkway	⑦ d	1510	.	.	.	1540	1552	.	.
Patchway	d	.	.	.	1535	.	.	.	.
Severn Tunnel Junction	a	.	.	.	1546	.	.	.	.
Newport	a	.	.	.	1558	.	.	.	1624
Cardiff Central	⑦ a	.	.	.	1615	.	.	.	1642
Yate	d	.	.	.	.	.	1602	.	.
Cam & Dursley	d	.	.	.	.	.	1616	.	.
Gloucester	⑦ a	.	└	.	.	.	1633	.	.
Gloucester	⑦ d	.	1537	.	.	.	.	.	.
Cheltenham Spa	a	1539	1547	.	.	1609	.	.	.
Ashchurch for Tewkesbury	a	.	1556	.	.	.	.	.	.
Worcester Shrub Hill	⑦ a	.	1614	.	.	.	.	.	.
Worcester Foregate St	⑦ a	.	1617	.	.	.	.	.	.
Malvern Link	a	.	1626	.	.	.	.	.	.
Great Malvern	a	.	1632	.	.	.	.	.	.
Train continues to		MAN			EDB				

## SATURDAYS

BRISTOL TO CARDIFF, GLOUCESTER,  
CHELTENHAM SPA AND GREAT MALVERN

Operator		XC	GW	GW	XC	GW	GW	GW	GW
Notes									
Facilities		■	□		■	□			◇
Westbury	d	.	.	.	.	.	1538	.	1610
Bath Spa	⑦ d	.	.	.	.	.	1608	.	1636
Oldfield Park	d	.	.	.	.	.	1611	.	.
Keynsham	d	.	.	.	.	.	1618	.	.
Taunton	d	1503	.	1507	1550	.	.	.	.
Weston-super-Mare	d	1529	.	1539	.	.	.	1610	.
Bristol Temple Meads	⑩ d	1600	1603	1621	1630	1634	1641	1645	1654
Lawrence Hill	d	.	1606	.	.	1637	.	1648	.
Stapleton Road	d	.	1608	.	.	1639	.	1650	.
Clifton Down	a	.	1616	.	.	1647	.	.	.
Avonmouth	a	.	1631	.	.	1702	.	.	.
Severn Beach	a	.	.	.	.	.	.	.	.
Filton Abbey Wood	d	.	.	1632	.	.	1648	1656	1702
Bristol Parkway	⑦ a	1608	.	.	1638	.	1652	1704	.
Bristol Parkway	⑦ d	1610	.	.	1640	.	1652	.	.
Patchway	d	.	.	1636	.	.	.	.	.
Severn Tunnel Junction	a	.	.	1647	.	.	.	.	1714
Newport	a	.	.	1700	.	.	.	.	1726
Cardiff Central	⑦ a	.	.	1717	.	.	.	.	1742
Yate	d	.	.	.	.	.	1702	.	.
Cam & Dursley	d	.	.	.	.	.	1716	.	.
Gloucester	⑦ a	.	.	.	.	.	1733	.	.
Gloucester	⑦ d	.	.	.	.	.	1737	.	.
Cheltenham Spa	a	1639	.	.	1710	.	└	.	.
Ashchurch for Tewkesbury	a	.	.	.	.	.	.	.	.
Worcester Shrub Hill	⑦ a	.	.	.	.	.	.	.	.
Worcester Foregate St	⑦ a	.	.	.	.	.	.	.	.
Malvern Link	a	.	.	.	.	.	.	.	.
Great Malvern	a	.	.	.	.	.	.	.	.
Train continues to		MAN			EDB				

Operator		XC	GW	GW	GW	XC	GW	GW	GW
Notes									
Facilities		■	□		■	□			◇
Westbury	d	.	.	.	.	.	1639	.	1710
Bath Spa	⑦ d	.	.	.	.	.	1710	.	1736
Oldfield Park	d	.	.	.	.	.	1713	.	.
Keynsham	d	.	.	.	.	.	1720	.	.
Taunton	d	.	.	.	1607	1651	.	.	.
Weston-super-Mare	d	.	.	.	1639	.	.	1710	.
Bristol Temple Meads	⑩ d	1700	.	1716	1723	1730	1741	1745	1754
Lawrence Hill	d	.	.	1719	.	.	.	1748	.
Stapleton Road	d	.	.	1721	.	.	.	1751	.
Clifton Down	a	.	.	1729	.	.	.	.	.
Avonmouth	a	.	.	1740	.	.	.	.	.
Severn Beach	a	.	.	1753	.	.	.	.	.
Filton Abbey Wood	d	.	.	.	1730	.	1748	1757	1801
Bristol Parkway	⑦ a	1708	.	.	.	1739	1752	1804	.
Bristol Parkway	⑦ d	1710	.	.	.	1740	1752	.	.
Patchway	d	.	.	.	1735	.	.	.	.
Severn Tunnel Junction	a	.	.	.	1746	.	.	.	1813
Newport	a	.	.	.	1758	.	.	.	1825
Cardiff Central	⑦ a	.	.	.	1815	.	.	.	1843
Yate	d	.	.	.	.	.	1802	.	.
Cam & Dursley	d	.	.	.	.	.	1815	.	.
Gloucester	⑦ a	.	└	.	.	.	1832	.	.
Gloucester	⑦ d	.	1737	.	.	.	.	.	.
Cheltenham Spa	a	1739	1747	.	.	1811	.	.	.
Ashchurch for Tewkesbury	a	.	1756	.	.	.	.	.	.
Worcester Shrub Hill	⑦ a	.	1816	.	.	.	.	.	.
Worcester Foregate St	⑦ a	.	1822	.	.	.	.	.	.
Malvern Link	a	.	1831	.	.	.	.	.	.
Great Malvern	a	.	1836	.	.	.	.	.	.
Train continues to		MAN				YRK			

## SATURDAYS

BRISTOL TO CARDIFF, GLOUCESTER,  
CHELTENHAM SPA AND GREAT MALVERN

Operator		XC	GW	GW	XC	GW	GW	GW	XC
Notes									
Facilities		■	□		■	□		□	■
Westbury	d	.	.	.	.	1748	.	1810	.
Bath Spa	⑦ d	.	.	.	.	1818	.	1836	.
Oldfield Park	d	.	.	.	.	1821	.	.	.
Keynsham	d	.	.	.	.	1828	.	.	.
Taunton	d	1721	.	1706d	1750	.	.	.	.
Weston-super-Mare	d	.	.	1740	.	.	1810	.	.
Bristol Temple Meads	⑩ d	1800	1803	1823	1830	1841	1845	1854	1900
Lawrence Hill	d	.	1806	.	.	.	1848	.	.
Stapleton Road	d	.	1808	.	.	.	1850	.	.
Clifton Down	a	.	1816	.	.	.	.	.	.
Avonmouth	a	.	1828	.	.	.	.	.	.
Severn Beach	a	.	1840	.	.	.	.	.	.
Filton Abbey Wood	d	.	.	1832	.	1848	1856	1901	.
Bristol Parkway	⑦ a	1808	.	.	1839	1852	1904	.	1908
Bristol Parkway	⑦ d	1810	.	.	1840	1852	.	.	1910
Patchway	d	.	.	1836	.	.	.	.	.
Severn Tunnel Junction	a	.	.	1847	.	.	.	.	.
Newport	a	.	.	1900	.	.	.	1923	.
Cardiff Central	⑦ a	.	.	1917	.	.	.	1940	.
Yate	d	.	.	.	.	1902	.	.	.
Cam & Dursley	d	.	.	.	.	1916	.	.	.
Gloucester	⑦ a	.	.	.	.	1932	.	.	.
Gloucester	⑦ d	.	.	.	.	1938	.	.	.
Cheltenham Spa	a	1839	.	.	1910	└	.	.	1939
Ashchurch for Tewkesbury	a	.	.	.	.	.	.	.	.
Worcester Shrub Hill	⑦ a	.	.	.	.	.	.	.	.
Worcester Foregate St	⑦ a	.	.	.	.	.	.	.	.
Malvern Link	a	.	.	.	.	.	.	.	.
Great Malvern	a	.	.	.	.	.	.	.	.
Train continues to		MAN			LDS				MAN

Operator		GW	GW	GW	XC	GW	GW	GW	XC
Notes									
Facilities					■	□		◇	■
Westbury	d	.	.	.	.	1846	.	1910	.
Bath Spa	⑦ d	.	.	.	.	1915	.	1936	.
Oldfield Park	d	.	.	.	.	1918	.	.	.
Keynsham	d	.	.	.	.	1926	.	.	.
Taunton	d	.	.	1808	1851	.	.	.	.
Weston-super-Mare	d	.	.	1840	.	.	1910	.	.
Bristol Temple Meads	⑩ d	.	1903	1919	1930	1941	1945	1954	2000
Lawrence Hill	d	.	1906	.	.	.	1948	.	.
Stapleton Road	d	.	1908	.	.	.	1950	.	.
Clifton Down	a	.	1916	.	.	.	.	.	.
Avonmouth	a	.	1928	.	.	.	.	.	.
Severn Beach	a	.	1940	.	.	.	.	.	.
Filton Abbey Wood	d	.	.	1927	.	1948	1956	2001	.
Bristol Parkway	⑦ a	.	.	.	1939	1952	2004	.	2008
Bristol Parkway	⑦ d	.	.	.	1940	1952	.	.	2010
Patchway	d	.	.	1931	.	.	.	.	.
Severn Tunnel Junction	a	.	.	1942	.	.	.	.	.
Newport	a	.	.	1955	.	.	.	2023	.
Cardiff Central	⑦ a	.	.	2013	.	.	.	2042	.
Yate	d	.	.	.	.	2002	.	.	.
Cam & Dursley	d	.	.	.	.	2016	.	.	.
Gloucester	⑦ a	└	.	.	.	2032	.	.	.
Gloucester	⑦ d	1938	.	.	.	2038	.	.	.
Cheltenham Spa	a	1947	.	.	2011	└	.	.	2039
Ashchurch for Tewkesbury	a	1956	.	.	.	.	.	.	.
Worcester Shrub Hill	⑦ a	2014	.	.	.	.	.	.	.
Worcester Foregate St	⑦ a	2022	.	.	.	.	.	.	.
Malvern Link	a	2031	.	.	.	.	.	.	.
Great Malvern	a	2035	.	.	.	.	.	.	.
Train continues to					LDS				BHM

## SATURDAYS

BRISTOL TO CARDIFF, GLOUCESTER,  
CHELTENHAM SPA AND GREAT MALVERN

Operator		GW	XC	XC	GW	GW	GW	GW	GW
<b>Notes</b>									
<b>Facilities</b>			■	■			◇		
Westbury	d	.	.	.	.	.	2010	.	.
Bath Spa	⑦ d	.	.	.	.	.	2036	.	.
Oldfield Park	d	.	.	.	.	.	.	.	.
Keynsham	d	.	.	.	.	.	.	.	.
Taunton	d	.	.	1950	.	.	.	2017	.
Weston-super-Mare	d	.	.	.	.	.	.	2050	.
<b>Bristol Temple Meads</b>	⑩ d	.	2010	2030	2034	2041	2054	2129	2140
<b>Lawrence Hill</b>	d	.	.	.	2037	.	.	.	2143
<b>Stapleton Road</b>	d	.	.	.	2039	.	.	.	2145
Clifton Down	a	.	.	.	2047	.	.	.	2153
Avonmouth	a	.	.	.	2059	.	.	.	2208
Severn Beach	a	.	.	.	2111	.	.	.	.
<b>Filton Abbey Wood</b>	d	.	2017	.	.	2048	2101	2136	.
<b>Bristol Parkway</b>	⑦ a	.	.	2038	.	2052	.	.	.
<b>Bristol Parkway</b>	⑦ d	.	.	2040	.	2052	.	.	.
Patchway	d	.	2021	.	.	.	.	2141	.
Severn Tunnel Junction	a	.	2031	.	.	.	.	2152	.
Newport	a	.	2044	.	.	.	2123	2209	.
Cardiff Central	⑦ a	.	2100	.	.	.	2142	2232	.
Yate	d	.	.	.	.	2102	.	.	.
Cam & Dursley	d	.	.	.	.	2116	.	.	.
Gloucester	⑦ a	←	.	.	.	2132	.	.	.
Gloucester	⑦ d	2038	.	.	.	2138	.	.	.
Cheltenham Spa	a	2048	.	2109	.	2148	.	.	.
Ashchurch for Tewkesbury	a	.	.	.	.	2157	.	.	.
Worcester Shrub Hill	⑦ a	.	.	.	.	2218	.	.	.
Worcester Foregate St	⑦ a	.	.	.	.	.	.	.	.
Malvern Link	a	.	.	.	.	.	.	.	.
Great Malvern	a	.	.	.	.	.	.	.	.
<b>Train continues to</b>				<b>BHM</b>					

Operator		GW	GW	GW	GW
<b>Notes</b>					
<b>Facilities</b>		◇			◇
Westbury	d	2110	.	.	2212
Bath Spa	⑦ d	2137	.	.	2238
Oldfield Park	d	.	.	.	.
Keynsham	d	.	.	.	.
Taunton	d	.	.	.	.
Weston-super-Mare	d	.	.	.	.
<b>Bristol Temple Meads</b>	⑩ d	2157	2211	2216	2255
<b>Lawrence Hill</b>	d	.	.	2219	.
<b>Stapleton Road</b>	d	.	.	2221	.
Clifton Down	a	.	.	2229	.
Avonmouth	a	.	.	2240	.
Severn Beach	a	.	.	2253	.
<b>Filton Abbey Wood</b>	d	2204	2219	.	2302
<b>Bristol Parkway</b>	⑦ a	.	2222	.	.
<b>Bristol Parkway</b>	⑦ d	.	2223	.	.
Patchway	d	2209	.	.	2307
Severn Tunnel Junction	a	2219	.	.	2317
Newport	a	2237	.	.	2335
Cardiff Central	⑦ a	2300	.	.	2356
Yate	d	.	2232	.	.
Cam & Dursley	d	.	2246	.	.
Gloucester	⑦ a	.	2303	.	.
Gloucester	⑦ d	.	.	.	.
Cheltenham Spa	a	.	.	.	.
Ashchurch for Tewkesbury	a	.	.	.	.
Worcester Shrub Hill	⑦ a	.	.	.	.
Worcester Foregate St	⑦ a	.	.	.	.
Malvern Link	a	.	.	.	.
Great Malvern	a	.	.	.	.
<b>Train continues to</b>					

Looking for all trains from Gloucester to Cheltenham Spa and Ashchurch for Tewkesbury?

Please see **page 47**.



**SUNDAYS**
**BRISTOL TO CARDIFF, GLOUCESTER,  
CHELTENHAM SPA AND GREAT MALVERN**

Operator		GW	GW	XC	GW	GW	GW	XC	GW
Notes									
Facilities		◇		■ □				■ □	
Westbury	d	.	.	.	.	.	.	.	0953
Bath Spa	⑦ d	.	.	.	.	.	.	.	1022
Oldfield Park	d	.	.	.	.	.	.	.	1025
Keynsham	d	.	.	.	.	.	.	.	1032
Taunton	d	.	.	.	.	.	.	.	.
Weston-super-Mare	d	.	.	.	.	.	.	.	.
<b>Bristol Temple Meads</b>	⑩ d	0848	0858	0915	0920	0948	1023	1030	1048
Lawrence Hill	d	.	0901	.	.	.	1026	.	.
<b>Stapleton Road</b>	d	.	0903	.	.	.	1028	.	.
Clifton Down	a	.	0911	.	.	.	1036	.	.
Avonmouth	a	.	0922	.	.	.	1049	.	.
Severn Beach	a	.	0933	.	.	.	.	.	.
<b>Filton Abbey Wood</b>	d	0855	.	.	0925	0955	.	.	1055
Bristol Parkway	⑦ a	.	.	0923	0929	.	.	1038	.
Bristol Parkway	⑦ d	.	.	0925	0929	.	.	1040	.
Patchway	d	.	.	.	.	.	.	.	1100
Severn Tunnel Junction	a	0907	.	.	.	1007	.	.	1110
Newport	a	0925	.	.	.	1019	.	.	1121
Cardiff Central	⑦ a	0944	.	.	.	1040	.	.	1143
Yate	d	.	.	.	0940	.	.	.	.
Cam & Dursley	d	.	.	.	0953	.	.	.	.
Gloucester	⑦ a	.	.	0952	1010	.	.	.	.
Gloucester	⑦ d	.	.	1000	1012	.	.	.	.
Cheltenham Spa	a	.	.	1009	1021	.	.	1109	.
Ashchurch for Tewkesbury	a	.	.	.	1030	.	.	.	.
Worcester Shrub Hill	⑦ a	.	.	.	1051	.	.	.	.
Worcester Foregate St	⑦ a	.	.	.	.	.	.	.	.
Malvern Link	a	.	.	.	.	.	.	.	.
Great Malvern	a	.	.	.	.	.	.	.	.
<b>Train continues to</b>				<b>EDB</b>				<b>GLC</b>	

Operator		GW	XC	GW	GW	GW	XC	GW	GW
Notes									
Facilities			■ □	◇			■ □		◇
Westbury	d	.	.	1058	.	.	.	.	.
Bath Spa	⑦ d	.	.	1124	.	.	.	.	.
Oldfield Park	d	.	.	1127	.	.	.	.	.
Keynsham	d	.	.	1135	.	.	.	.	.
Taunton	d	1008	1050	.	.	.	1152	.	.
Weston-super-Mare	d	1040	.	.	.	.	.	.	.
<b>Bristol Temple Meads</b>	⑩ d	1123	1130	1147	1211	1223	1230	.	1248
Lawrence Hill	d	1126	.	.	.	1226	.	.	.
<b>Stapleton Road</b>	d	1128	.	.	.	1228	.	.	.
Clifton Down	a	1136	.	.	.	1236	.	.	.
Avonmouth	a	1147	.	.	.	1249	.	.	.
Severn Beach	a	.	.	.	.	.	.	.	.
<b>Filton Abbey Wood</b>	d	.	.	1155	1216	.	.	.	1255
Bristol Parkway	⑦ a	.	1138	.	1220	.	1238	.	.
Bristol Parkway	⑦ d	.	1140	.	1222	.	1240	.	.
Patchway	d	.	.	.	.	.	.	.	.
Severn Tunnel Junction	a	.	.	1208	.	.	.	.	1307
Newport	a	.	.	1221	.	.	.	.	1319
Cardiff Central	⑦ a	.	.	1241	.	.	.	.	1340
Yate	d	.	.	.	1232	.	.	.	.
Cam & Dursley	d	.	.	.	1246	.	.	.	.
Gloucester	⑦ a	.	.	.	1303	.	.	1305	.
Gloucester	⑦ d	.	.	.	1305	.	.	1305	.
Cheltenham Spa	a	.	1209	.	1305	.	1309	1316	.
Ashchurch for Tewkesbury	a	.	.	.	.	.	.	1325	.
Worcester Shrub Hill	⑦ a	.	.	.	.	.	.	1344	.
Worcester Foregate St	⑦ a	.	.	.	.	.	.	.	.
Malvern Link	a	.	.	.	.	.	.	.	.
Great Malvern	a	.	.	.	.	.	.	.	.
<b>Train continues to</b>			<b>ABD</b>				<b>GLC</b>		

**SUNDAYS**
**BRISTOL TO CARDIFF, GLOUCESTER,  
CHELTENHAM SPA AND GREAT MALVERN**

Operator		XC	GW	XC	GW	XC	GW	GW	XC
Notes									
Facilities		■	◇	■	◇	■	◇		■
Westbury	d	•	•	•	1256	•	•	•	•
Bath Spa	⑦ d	•	•	•	1323	•	•	•	•
Oldfield Park	d	•	•	•	1326	•	•	•	•
Keynsham	d	•	•	•	1333	•	•	•	•
Taunton	d	1200	•	1250	•	1323	•	•	1350
Weston-super-Mare	d	1221	•	•	•	•	•	•	•
Bristol Temple Meads	⑩ d	1300	1323	1330	1348	1400	1416	1423	1430
Lawrence Hill	d	•	1326	•	•	•	•	1426	•
Stapleton Road	d	•	1328	•	•	•	•	1428	•
Clifton Down	a	•	1336	•	•	•	•	1436	•
Avonmouth	a	•	1349	•	•	•	•	1449	•
Severn Beach	a	•	•	•	•	•	•	•	•
Filton Abbey Wood	d	•	•	•	1355	•	1423	•	•
Bristol Parkway	⑦ a	1308	•	1338	•	1408	•	•	1438
Bristol Parkway	⑦ d	1310	•	1340	•	1410	•	•	1440
Patchway	d	•	•	•	•	•	•	•	•
Severn Tunnel Junction	a	•	•	•	1407	•	1435	•	•
Newport	a	•	•	•	1419	•	1447	•	•
Cardiff Central	⑦ a	•	•	•	1441	•	1508	•	•
Yate	d	•	•	•	•	•	•	•	•
Cam & Dursley	d	•	•	•	•	•	•	•	•
Gloucester	⑦ a	•	•	•	•	•	•	•	•
Gloucester	⑦ d	•	•	•	•	•	•	•	•
Cheltenham Spa	a	1339	•	1409	•	1439	•	•	1509
Ashchurch for Tewkesbury	a	•	•	•	•	•	•	•	•
Worcester Shrub Hill	⑦ a	•	•	•	•	•	•	•	•
Worcester Foregate St	⑦ a	•	•	•	•	•	•	•	•
Malvern Link	a	•	•	•	•	•	•	•	•
Great Malvern	a	•	•	•	•	•	•	•	•
Train continues to		MAN		EDB		MAN			GLC

Operator		GW	GW	XC	GW	GW	XC	GW	XC
Notes									
Facilities			◇	■			■	◇	■
Westbury	d	•	1356	•	•	•	•	1500	•
Bath Spa	⑦ d	•	1425	•	•	•	•	1525	•
Oldfield Park	d	•	1428	•	•	•	•	•	•
Keynsham	d	•	1436	•	•	•	•	•	•
Taunton	d	•	•	•	•	•	1451	•	•
Weston-super-Mare	d	•	•	•	•	•	•	•	•
Bristol Temple Meads	⑩ d	1441	1448	1500	•	1523	1530	1548	1600
Lawrence Hill	d	•	•	•	•	1526	•	•	•
Stapleton Road	d	•	•	•	•	1528	•	•	•
Clifton Down	a	•	•	•	•	1536	•	•	•
Avonmouth	a	•	•	•	•	1549	•	•	•
Severn Beach	a	•	•	•	•	•	•	•	•
Filton Abbey Wood	d	1446	1455	•	•	•	•	1555	•
Bristol Parkway	⑦ a	1450	•	1508	•	•	1539	•	1608
Bristol Parkway	⑦ d	1451	•	1510	•	•	1540	•	1610
Patchway	d	•	•	•	•	•	•	•	•
Severn Tunnel Junction	a	•	1508	•	•	•	•	1608	•
Newport	a	•	1520	•	•	•	•	1619	•
Cardiff Central	⑦ a	•	1540	•	•	•	•	1641	•
Yate	d	1502	•	•	•	•	•	•	•
Cam & Dursley	d	1516	•	•	•	•	•	•	•
Gloucester	⑦ a	1532	•	•	—	•	•	•	•
Gloucester	⑦ d	1534	•	•	1534	•	•	•	•
Cheltenham Spa	a	—	•	1537	1544	•	1610	•	1639
Ashchurch for Tewkesbury	a	•	•	•	1554	•	•	•	•
Worcester Shrub Hill	⑦ a	•	•	•	1611	•	•	•	•
Worcester Foregate St	⑦ a	•	•	•	•	•	•	•	•
Malvern Link	a	•	•	•	•	•	•	•	•
Great Malvern	a	•	•	•	•	•	•	•	•
Train continues to				MAN			EDB		MAN

**SUNDAYS**
**BRISTOL TO CARDIFF, GLOUCESTER,  
CHELTENHAM SPA AND GREAT MALVERN**

Operator		GW	GW	XC	GW	GW	GW	XC	GW
Notes									
Facilities		◇		■ □		◇		■ □	
Westbury	d	.	.	.	.	1604	.	.	.
Bath Spa	⑦ d	.	.	.	.	1629	.	.	.
Oldfield Park	d	.	.	.	.	.	.	.	.
Keynsham	d	.	.	.	.	.	.	.	.
Taunton	d	.	.	1551	.	.	.	1559	.
Weston-super-Mare	d	.	.	.	.	.	1610	1629	.
<b>Bristol Temple Meads</b>	⑩ d	1612	1623	1630	1641	1648	1653	1700	.
Lawrence Hill	d	.	1626	.	.	.	1656	.	.
<b>Stapleton Road</b>	d	.	1628	.	.	.	1658	.	.
Clifton Down	a	.	1636	.	.	.	1706	.	.
Avonmouth	a	.	1647	.	.	.	1717	.	.
Severn Beach	a	.	.	.	.	.	1728	.	.
<b>Filton Abbey Wood</b>	d	1619	.	.	1646	1655	.	.	.
Bristol Parkway	⑦ a	.	.	1639	1650	.	.	1708	.
Bristol Parkway	⑦ d	.	.	1640	1651	.	.	1710	.
Patchway	d	.	.	.	.	1700	.	.	.
Severn Tunnel Junction	a	1632	.	.	.	1710	.	.	.
Newport	a	1644	.	.	.	1722	.	.	.
Cardiff Central	⑦ a	1705	.	.	.	1744	.	.	.
Yate	d	.	.	.	1702	.	.	.	.
Cam & Dursley	d	.	.	.	1716	.	.	.	.
Gloucester	⑦ a	.	.	.	1732	.	.	.	↔
Gloucester	⑦ d	.	.	.	1735	.	.	.	1735
Cheltenham Spa	a	.	.	1709	↔	.	.	1739	1745
Ashchurch for Tewkesbury	a	.	.	.	.	.	.	.	1755
Worcester Shrub Hill	⑦ a	.	.	.	.	.	.	.	1815
Worcester Foregate St	⑦ a	.	.	.	.	.	.	.	.
Malvern Link	a	.	.	.	.	.	.	.	.
Great Malvern	a	.	.	.	.	.	.	.	.
<b>Train continues to</b>				<b>EDB</b>				<b>MAN</b>	

Operator		XC	GW	GW	XC	XC	GW	GW	XC
Notes									
Facilities		■ □	□		■ □	■ □		◇	■ □
Westbury	d	.	1700	.	.	.	.	1800	.
Bath Spa	⑦ d	.	1725	.	.	.	.	1830	.
Oldfield Park	d	.	1728	.	.	.	.	.	.
Keynsham	d	.	1736	.	.	.	.	.	.
Taunton	d	1651	.	.	.	1753	.	.	.
Weston-super-Mare	d	.	.	.	.	.	.	.	.
<b>Bristol Temple Meads</b>	⑩ d	1730	1748	1753	1800	1830	1837	1848	1900
Lawrence Hill	d	.	.	1756	.	.	.	.	.
<b>Stapleton Road</b>	d	.	.	1758	.	.	.	.	.
Clifton Down	a	.	.	1806	.	.	.	.	.
Avonmouth	a	.	.	1817	.	.	.	.	.
Severn Beach	a	.	.	.	.	.	.	.	.
<b>Filton Abbey Wood</b>	d	.	1755	.	.	.	1842	1855	.
Bristol Parkway	⑦ a	1739	.	.	1808	1838	1846	.	1908
Bristol Parkway	⑦ d	1740	.	.	1810	1840	1846	.	1910
Patchway	d	.	.	.	.	.	.	.	.
Severn Tunnel Junction	a	.	1808	.	.	.	.	1908	.
Newport	a	.	1820	.	.	.	.	1920	.
Cardiff Central	⑦ a	.	1841	.	.	.	.	1941	.
Yate	d	.	.	.	.	.	1858	.	.
Cam & Dursley	d	.	.	.	.	.	1912	.	.
Gloucester	⑦ a	.	.	.	.	.	1930	.	.
Gloucester	⑦ d	.	.	.	.	.	1937	.	.
Cheltenham Spa	a	1809	.	.	1839	1909	↔	.	1940
Ashchurch for Tewkesbury	a	.	.	.	.	.	.	.	.
Worcester Shrub Hill	⑦ a	.	.	.	.	.	.	.	.
Worcester Foregate St	⑦ a	.	.	.	.	.	.	.	.
Malvern Link	a	.	.	.	.	.	.	.	.
Great Malvern	a	.	.	.	.	.	.	.	.
<b>Train continues to</b>		<b>YRK</b>			<b>MAN</b>	<b>LDS</b>			<b>MAN</b>

**SUNDAYS**
**BRISTOL TO CARDIFF, GLOUCESTER,  
CHELTENHAM SPA AND GREAT MALVERN**

Operator Notes Facilities		GW	XC	GW	XC	XC	GW A	GW	GW
			■ □	◇	■	■			◇
Westbury	d	•	•	1901	•	•	1941	•	2000
Bath Spa	⑦ d	•	•	1925	•	•	•	•	2025
Oldfield Park	d	•	•	•	•	•	•	•	•
Keynsham	d	•	•	•	•	•	•	•	•
Taunton	d	•	1850	•	1924	1952	•	•	•
Weston-super-Mare	d	•	•	•	•	•	•	•	•
Bristol Temple Meads	⑩ d	•	1930	1948	2000	2030	•	2041	2048
Lawrence Hill	d	•	•	•	•	•	•	•	•
Stapleton Road	d	•	•	•	•	•	•	•	•
Clifton Down	a	•	•	•	•	•	•	•	•
Avonmouth	a	•	•	•	•	•	•	•	•
Severn Beach	a	•	•	•	•	•	•	•	•
Filton Abbey Wood	d	•	•	1955	•	•	•	2046	2055
Bristol Parkway	⑦ a	•	1938	•	2008	2039	•	2050	•
Bristol Parkway	⑦ d	•	1940	•	2009	2040	•	2050	•
Patchway	d	•	•	2000	•	•	•	•	•
Severn Tunnel Junction	a	•	•	2011	•	•	•	•	2108
Newport	a	•	•	2023	•	•	•	•	2120
Cardiff Central	⑦ a	•	•	2043	•	•	•	•	2138
Yate	d	•	•	•	•	•	•	2102	•
Cam & Dursley	d	•	•	•	•	•	•	2116	•
Gloucester	⑦ a	←	•	•	•	•	2123	2132	•
Gloucester	⑦ d	1937	•	•	•	•	2126	2136	•
Cheltenham Spa	a	1946	2009	•	2039	2109	2135	2145	•
Ashchurch for Tewkesbury	a	1956	•	•	•	•	•	•	•
Worcester Shrub Hill	⑦ a	2022	•	•	•	•	•	•	•
Worcester Foregate St	⑦ a	•	•	•	•	•	•	•	•
Malvern Link	a	•	•	•	•	•	•	•	•
Great Malvern	a	•	•	•	•	•	•	•	•
Train continues to			LDS		BHM	LDS			




Operator Notes Facilities		GW	XC	GW	GW
		◇	■		◇
Westbury	d	2100	•	•	2200
Bath Spa	⑦ d	2125	•	•	2225
Oldfield Park	d	•	•	•	•
Keynsham	d	•	•	•	•
Taunton	d	•	•	•	•
Weston-super-Mare	d	•	•	•	•
Bristol Temple Meads	⑩ d	2146	2210	2230	2248
Lawrence Hill	d	•	•	•	•
Stapleton Road	d	•	•	•	•
Clifton Down	a	•	•	•	•
Avonmouth	a	•	•	•	•
Severn Beach	a	•	•	•	•
Filton Abbey Wood	d	2153	•	2235	2255
Bristol Parkway	⑦ a	•	2219	2239	•
Bristol Parkway	⑦ d	•	2220	2239	•
Patchway	d	2158	•	•	•
Severn Tunnel Junction	a	2209	•	•	2308
Newport	a	2221	•	•	2320
Cardiff Central	⑦ a	2245	•	•	2341
Yate	d	•	•	2250	•
Cam & Dursley	d	•	•	2303	•
Gloucester	⑦ a	•	•	2321	•
Gloucester	⑦ d	•	•	•	•
Cheltenham Spa	a	•	2248	•	•
Ashchurch for Tewkesbury	a	•	•	•	•
Worcester Shrub Hill	⑦ a	•	•	•	•
Worcester Foregate St	⑦ a	•	•	•	•
Malvern Link	a	•	•	•	•
Great Malvern	a	•	•	•	•
Train continues to			BHM		




Looking for all trains  
from Gloucester to  
Cheltenham Spa  
and Ashchurch for  
Tewkesbury?




Please see **page 48**.




MONDAYS TO FRIDAYS




ASHCHURCH FOR TEWKESBURY AND  
CHELTENHAM SPA TO GLOUCESTER




Operator Notes	AW	GW	XC	GW	GW	XC	GW	GW
Ashchurch for Tewkesbury d	.	0544	.	.	.	0627	0705	.
Cheltenham Spa  a	.	0552	.	.	.	0636	0715	.
Cheltenham Spa  d	0537	0554	0602	0624	0630	0643	0716	0731
Gloucester  ⑦ a	0548	0603	0612	0634	0639	0653	0726	0740




Operator Notes	AW	XC	GW	AW	XC	GW	GW	XC
Ashchurch for Tewkesbury d	.	.	.	.	.	.	0924	.
Cheltenham Spa  a	.	.	.	.	.	.	0933	.
Cheltenham Spa  d	0746	0811	0831	0846	0910	0918	0933	1010
Gloucester  ⑦ a	0757	0820	0840	0858	0920	0928	0942	1020




Operator Notes	GW	AW	XC	GW	GW	AW	XC	GW
Ashchurch for Tewkesbury d	.	.	.	.	1124	.	.	.
Cheltenham Spa  a	.	.	.	.	1132	.	.	.
Cheltenham Spa  d	1036	1045	1110	1120	1133	1146	1210	1236
Gloucester  ⑦ a	1045	1057	1120	1130	1142	1157	1220	1245

Operator Notes	XC	GW	GW	AW	XC	GW	XC	GW
Ashchurch for Tewkesbury d	.	.	1324	.	.	.	.	.
Cheltenham Spa  a	.	.	1332	.	.	.	.	.
Cheltenham Spa  d	1310	1320	1333	1345	1410	1436	1510	1520
Gloucester  ⑦ a	1320	1330	1344	1357	1423	1445	1520	1530

Operator Notes	GW	XC	GW	AW	XC	GW	GW	AW
Ashchurch for Tewkesbury d	1524	.	.	.	1705	1724	.	.
Cheltenham Spa  a	1533	.	.	.	1713	1732	.	.
Cheltenham Spa  d	1533	1610	1620	1645	1714	1733	1741	1745
Gloucester  ⑦ a	1544	1620	1630	1656	1723	1742	1751	1757




Operator Notes	XC	GW	AW	XC	XC	GW	AW	GW
Ashchurch for Tewkesbury d	1808	.	.	.	.	1924	.	.
Cheltenham Spa  a	1816	.	.	.	.	1933	.	.
Cheltenham Spa  d	1817	1834	1845	1852	1913	1934	1945	2001
Gloucester  ⑦ a	1828	1843	1858	1901	1923	1943	1956	2011




Operator Notes	XC	GW	XC	GW	XC	GW	GW	AW
Ashchurch for Tewkesbury d	.	.	.	.	.	.	2208	.
Cheltenham Spa  a	.	.	.	.	.	.	2218	.
Cheltenham Spa  d	2011	2102	2110	2120	2152	2201	2218	2300
Gloucester  ⑦ a	2020	2111	2118	2129	2202	2211	2228	2311




Operator Notes	GW	WM
Ashchurch for Tewkesbury d	2251	2359
Cheltenham Spa  a	2304	0008
Cheltenham Spa  d	2305	0008
Gloucester  ⑦ a	2317	0019




## SATURDAYS




ASHCHURCH FOR TEWKESBURY AND  
CHELTENHAM SPA TO GLOUCESTER




Operator Notes	WM	GW	XC ■	XC ■	GW	GW	GW ■	AW
Ashchurch for Tewkesbury d	2359p	.	.	0633	.	0705	.	.
Cheltenham Spa  a	0008	.	.	0642	.	0715	.	.
Cheltenham Spa  d	0008	0530	0603	0642	0648	0716	0731	0745
Gloucester  ⑦ a	0019	0541	0612	0652	0658	0725	0740	0757




Operator Notes	XC ■	AW	GW ■	XC ■	GW	GW	XC ■	AW
Ashchurch for Tewkesbury d	.	.	.	.	0927	.	.	.
Cheltenham Spa  a	.	.	.	.	0936	.	.	.
Cheltenham Spa  d	0810	0845	0900	0910	0936	1001	1010	1045
Gloucester  ⑦ a	0820	0857	0909	0920	0946	1012	1020	1056

Operator Notes	GW ■	XC ■	GW	AW	GW	XC ■	GW ■	XC ■
Ashchurch for Tewkesbury d	.	.	1129	.	.	.	.	.
Cheltenham Spa  a	.	.	1137	.	.	.	.	.
Cheltenham Spa  d	1100	1110	1138	1146	1201	1210	1300	1310
Gloucester  ⑦ a	1109	1120	1147	1156	1212	1220	1310	1320




Operator Notes	GW	AW	GW	XC ■	GW ■	XC ■	GW	GW
Ashchurch for Tewkesbury d	1311	.	.	.	.	.	1524	.
Cheltenham Spa  a	1319	.	.	.	.	.	1533	.
Cheltenham Spa  d	1320	1345	1401	1410	1500	1510	1534	1601
Gloucester  ⑦ a	1335	1357	1412	1420	1509	1520	1543	1612




Operator Notes	XC ■	AW	GW ■	XC ■	GW	AW	GW	XC ■
Ashchurch for Tewkesbury d	.	.	.	.	1724	.	.	1807
Cheltenham Spa  a	.	.	.	.	1733	.	.	1816
Cheltenham Spa  d	1610	1645	1700	1710	1734	1745	1801	1816
Gloucester  ⑦ a	1620	1656	1710	1720	1744	1756	1812	1825




Operator Notes	AW	GW ■	XC ■	GW	AW	GW	XC ■	GW
Ashchurch for Tewkesbury d	.	.	.	1924	.	.	.	.
Cheltenham Spa  a	.	.	.	1933	.	.	.	.
Cheltenham Spa  d	1845	1900	1910	1934	1945	2002	2010	2102
Gloucester  ⑦ a	1856	1910	1920	1944	1956	2012	2020	2111




Operator Notes	XC ■	GW	XC ■	GW	GW
Ashchurch for Tewkesbury d	.	.	.	2151	2241
Cheltenham Spa  a	.	.	.	2200	2251
Cheltenham Spa  d	2110	2120	2151	2202	2251
Gloucester  ⑦ a	2120	2130	2200	2212	2301

**SUNDAYS**
**ASHCHURCH FOR TEWKESBURY AND  
CHELTENHAM SPA TO GLOUCESTER**

Operator Notes	GW	GW	XC ■	GW ■	XC ■	GW	AW	GW
Ashchurch for Tewkesbury d	.	.	.	.	.	1154	.	.
Cheltenham Spa  a	.	.	.	.	.	1204	.	.
Cheltenham Spa  d	0924	1004	1052	1118	1152	1204	1221	1232
Gloucester  ⑦ a	0935	1014	1102	1127	1202	1215	1231	1242

Operator Notes	XC ■	GW ■	XC ■	AW	GW	XC ■	GW ■	XC ■
Ashchurch for Tewkesbury d	.	.	.	.	1451	.	.	.
Cheltenham Spa  a	.	.	.	.	1501	.	.	.
Cheltenham Spa  d	1310	1346	1410	1419	1501	1510	1546	1610
Gloucester  ⑦ a	1320	1358	1420	1432	1512	1520	1557	1620

Operator Notes	AW	GW	GW	XC ■	GW ■	XC ■	AW	GW
Ashchurch for Tewkesbury d	.	.	1656	.	.	.	.	1856
Cheltenham Spa  a	.	.	1704	.	.	.	.	1904
Cheltenham Spa  d	1619	1632	1706	1711	1746	1810	1835	1906
Gloucester  ⑦ a	1633	1643	1716	1720	1755	1820	1846	1916

Operator Notes	XC ■	GW ■	XC ■	AW	GW	GW	XC ■	GW
Ashchurch for Tewkesbury d	.	.	.	.	2054	.	.	.
Cheltenham Spa  a	.	.	.	.	2102	.	.	.
Cheltenham Spa  d	1912	1946	2010	2019	2103	2147	2152	2201
Gloucester  ⑦ a	1926	1955	2019	2030	2113	2156	2202	2211

MONDAYS TO FRIDAYS

GLOUCESTER TO CHELTENHAM SPA  
AND ASHCURCH FOR TEWKESBURY

Operator Notes	GW MX	GW	XC ■	GW	AW	GW ■	XC ■	AW
Gloucester  ⑦ d	0030	0600	0710	0714	0722	0737	0746	0821
Cheltenham Spa  a	0040	0611	0719	0724	0734	0747	0756	0834
Cheltenham Spa  d	.	0611	0721	0725	.	.	0757	.
Ashchurch for Tewkesbury a	.	0619	0728	0733	.	.	0804	.

Operator Notes	XC ■	GW	GW	GW ■	XC ■	AW	GW	XC ■
Gloucester  ⑦ d	0849	0852	0938	0943	0950	1021	1033	1050
Cheltenham Spa  a	0858	0905	0946	0952	1000	1031	1046	1100
Cheltenham Spa  d	.	.	0948	.	.	.	.	.
Ashchurch for Tewkesbury a	.	.	0955	.	.	.	.	.

Operator Notes	AW	GW	GW ■	XC ■	GW	XC ■	AW	GW
Gloucester  ⑦ d	1121	1137	1143	1150	1233	1248	1322	1337
Cheltenham Spa  a	1132	1146	1152	1200	1246	1258	1333	1345
Cheltenham Spa  d	.	1148	.	.	.	1258	.	1348
Ashchurch for Tewkesbury a	.	1156	.	.	.	1306	.	1355

Operator Notes	GW ■	XC ■	GW	XC ■	GW	GW ■	XC ■	AW
Gloucester  ⑦ d	1341	1350	1433	1450	1537	1541	1550	1622
Cheltenham Spa  a	1352	1400	1445	1500	1546	1552	1600	1631
Cheltenham Spa  d	.	.	.	.	1548	.	.	.
Ashchurch for Tewkesbury a	.	.	.	.	1556	.	.	.

Operator Notes	GW	XC ■	AW	GW	GW ■	XC ■	AW	XC ■
Gloucester  ⑦ d	1635	1650	1723	1737	1743	1750	1821	1846
Cheltenham Spa  a	1645	1700	1732	1746	1752	1800	1830	1856
Cheltenham Spa  d	.	.	.	1748	.	.	.	1857
Ashchurch for Tewkesbury a	.	.	.	1756	.	.	.	1904

Operator Notes	GW	AW	GW	GW CS ■	XC ■	GW ■	GW	XC ■
Gloucester  ⑦ d	1854	1921	1934	1939	1945	2033	2038	2046
Cheltenham Spa  a	1903	1931	1944	1949	1955	2043	2048	2054
Cheltenham Spa  d	.	.	1945	.	.	.	.	.
Ashchurch for Tewkesbury a	.	.	1953	.	.	.	.	.




Operator Notes	XC ■	GW	GW	GW ■	XC ■	AW	XC ■	GW
Gloucester  ⑦ d	2059	2123	2133	2151	2204	2223	2247	2251
Cheltenham Spa  a	2109	2133	2144	2200	2214	2234	2256	2302
Cheltenham Spa  d	.	.	2145	.	2215	.	.	.
Ashchurch for Tewkesbury a	.	.	2153	.	2222	.	.	.




Operator Notes	GW
Gloucester  ⑦ d	0033
Cheltenham Spa  a	0043
Cheltenham Spa  d	.
Ashchurch for Tewkesbury a	.









## SATURDAYS




GLOUCESTER TO CHELTENHAM SPA  
AND ASHCURCH FOR TEWKESBURY




Operator Notes		GW	GW	XC ■	XC ■	GW	AW	XC ■	GW
Gloucester  ⑦ d		0033	0600	0700	0707	0715	0721	0746	0809
Cheltenham Spa  a		0043	0610	0709	0716	0724	0734	0755	0820
Cheltenham Spa  d		.	0611	.	0718	0725	.	0757	.
Ashchurch for Tewkesbury a		.	0619	.	0725	0733	.	0803	.




Operator Notes		AW	XC ■	GW	XC ■	GW	AW	XC ■	GW
Gloucester  ⑦ d		0822	0850	0938	0950	1013	1021	1050	1108
Cheltenham Spa  a		0835	0900	0946	1000	1022	1032	1100	1120
Cheltenham Spa  d		.	.	0948	.	.	.	.	.
Ashchurch for Tewkesbury a		.	.	0955	.	.	.	.	.

Operator Notes		AW	GW	XC ■	GW	XC ■	GW	AW	GW
Gloucester  ⑦ d		1122	1137	1150	1213	1248	1308	1322	1337
Cheltenham Spa  a		1132	1146	1200	1222	1258	1320	1332	1346
Cheltenham Spa  d		.	1148	.	.	1259	.	.	1348
Ashchurch for Tewkesbury a		.	1156	.	.	1306	.	.	1355

Operator Notes		XC ■	GW	XC ■	GW	GW	XC ■	GW	AW
Gloucester  ⑦ d		1350	1413	1450	1508	1537	1550	1613	1621
Cheltenham Spa  a		1400	1422	1500	1520	1547	1600	1622	1632
Cheltenham Spa  d		.	.	.	.	1548	.	.	.
Ashchurch for Tewkesbury a		.	.	.	.	1556	.	.	.

Operator Notes		XC ■	GW	AW	GW	XC ■	GW	AW	XC ■
Gloucester  ⑦ d		1650	1708	1723	1737	1750	1813	1824	1846
Cheltenham Spa  a		1700	1720	1733	1747	1800	1822	1833	1856
Cheltenham Spa  d		.	.	.	1748	.	.	.	1857
Ashchurch for Tewkesbury a		.	.	.	1756	.	.	.	1904

Operator Notes		GW	AW	GW	XC ■	GW	GW	GW	XC ■
Gloucester  ⑦ d		1908	1921	1938	1946	2013	2038	2052	2107
Cheltenham Spa  a		1920	1931	1947	1956	2022	2048	2104	2116
Cheltenham Spa  d		.	.	1948	.	.	.	.	2118
Ashchurch for Tewkesbury a		.	.	1956	.	.	.	.	2125

Operator Notes		GW	XC ■	GW
Gloucester  ⑦ d		2138	2149	2213
Cheltenham Spa  a		2148	2158	2222
Cheltenham Spa  d		2149	.	.
Ashchurch for Tewkesbury a		2157	.	.

**SUNDAYS**
**GLOUCESTER TO CHELTENHAM SPA  
AND ASHCURCH FOR TEWKESBURY**

Operator Notes	XC ■	GW	GW ■	GW	AW	XC ■	GW ■	XC ■
Gloucester  ⑦ d	1000	1012	1034	1138	1142	1150	1234	1248
Cheltenham Spa  a	1009	1021	1044	1147	1155	1200	1244	1256
Cheltenham Spa  d	.	1022	.	.	.	.	.	.
Ashchurch for Tewkesbury a	.	1030	.	.	.	.	.	.

Operator Notes	GW	AW	XC ■	GW ■	XC ■	GW	GW	AW
Gloucester  ⑦ d	1305	1340	1348	1434	1448	1523	1534	1540
Cheltenham Spa  a	1316	1352	1357	1445	1456	1533	1544	1550
Cheltenham Spa  d	1317	.	.	.	.	.	1545	.
Ashchurch for Tewkesbury a	1325	.	.	.	.	.	1554	.

Operator Notes	XC ■	GW ■	XC	GW	AW	XC ■	GW ■	XC ■
Gloucester  ⑦ d	1548	1634	1648	1735	1740	1748	1834	1848
Cheltenham Spa  a	1556	1645	1656	1745	1750	1756	1845	1856
Cheltenham Spa  d	.	.	.	1746	.	.	.	.
Ashchurch for Tewkesbury a	.	.	.	1755	.	.	.	.

Operator Notes	GW	AW	XC ■	GW ■	XC ■	GW	GW	XC ■
Gloucester  ⑦ d	1937	1942	1950	2034	2049	2126	2136	2148
Cheltenham Spa  a	1946	1955	1959	2045	2058	2135	2145	2157
Cheltenham Spa  d	1947	.	.	.	.	.	.	.
Ashchurch for Tewkesbury a	1956	.	.	.	.	.	.	.

Operator Notes	GW ■	GW
Gloucester  ⑦ d	2229	2356
Cheltenham Spa  a	2240	0007
Cheltenham Spa  d	.	.
Ashchurch for Tewkesbury a	.	.

---

## Notes and symbols

- Bold** Through service  
Light Connecting service  
**Green** Runs on certain days only. Please check note at top of column  
**GW** Operated by Great Western Railway  
**WM** Operated by West Midlands Trains  
**XC** Operated by CrossCountry  
■ Bike reservations are compulsory. First Class accommodation, seat reservations, Wi-Fi and power points are available  
◇ Seat reservations are available  
▣ Seat reservations are recommended  
⑦ Minimum time, in minutes, you need to allow between connecting services (this is only shown at stations where this differs from the standard 5 minute allowance)  
⊕ Interchange with London Underground  
🚌 Plusbus available  
⚓ Ferry service interchange  
🍷 On-train refreshments are available for all or part of the journey  
↳ Continued in a later column  
└─ Continued from an earlier column  
**a** Arrival time  
**c** Stops at Bristol Parkway after Bristol Temple Meads  
**d** Departure time  
**e** Arrival time. Stops at Bristol Temple Meads before Filton Abbey Wood  
**f** Arrives Newport 0558 and Cardiff Central 0616 on Mondays  
**g** Stops at Filton Abbey Wood before Bristol Temple Meads  
**h** Arrives Newport 2229 and Cardiff Central 2244 on Fridays  
**k** Arrives Newport 2328 and Cardiff Central 2343 on Fridays  
**p** Previous night  
**q** Until 16 March, change at Bristol Temple Meads  
**s** Stops to set down only  
**ae** Passengers may arrive earlier by changing trains at Bristol Temple Meads  
**dl** Passengers may depart later by changing trains at Bristol Temple Meads  
**A** Runs via Swindon  
**B** Also calls Pilning 0834  
**C** Also calls Pilning 1534  
**E** Passengers travelling to Pilning may change at Severn Tunnel Junction for a connecting service, arriving Pilning 0834  
**F** Passengers travelling to Pilning may change at Severn Tunnel Junction for a connecting service, arriving Pilning 1534  
**FO** Operates Fridays only  
**FX** Operates Mondays to Thursdays only  
**MX** Operates Tuesdays to Fridays only  
**ABD** To Aberdeen  
**BHM** To Birmingham New Street  
**BTN** To Brighton  
**CDF** To Cardiff Central  
**DEE** To Dundee  
**EDB** To Edinburgh  
**EXD** To Exeter St Davids  
**FRO** To Frome  
**GLC** To Glasgow Central  
**LDS** To Leeds  
**MAN** To Manchester Piccadilly  
**PAD** To London Paddington  
**PGN** To Paignton  
**PLY** To Plymouth  
**PMH** To Portsmouth Harbour  
**PNZ** To Penzance  
**SOU** To Southampton Central  
**SWA** To Swansea  
**SWI** To Swindon  
**WEY** To Weymouth  
**WMN** To Warminster  
**YRK** To York

### Great Western Railway named trains

**CS** The Cheltenham Spa Express

---

## Further information



**GWR.com/contact**



**GWRfeedback@GWR.com**



Follow us: **@GWRHelp**



Like us: **facebook.com/GWRUK**



**03457 000 125\*** (open 0600-2300 daily)



Download our app to purchase tickets and check train times. Search **GWR** in your App store



Earn Nectar points

Buy your train tickets online at **GWR.com**



Don't miss out on our latest offers, special deals and news. Register at **GWR.com/enews**



### **Great Western Railway Customer Panel**

We have a Customer Panel to give us feedback on our services and to contribute good ideas.

If you would like to join the Panel, please sign up at **GWR.com**



### **National Rail**

For information about train times and fares visit **[nationalrail.co.uk](http://nationalrail.co.uk)** or call **03457 48 49 50\*** (24 hours, call may be recorded). You can also download a copy of the National Rail Conditions of Travel from this website



**Transport Focus** is the independent passenger watchdog for the UK's public transport users.

Visit **[transportfocus.org.uk](http://transportfocus.org.uk)** or call **0300 123 2350\***

\* Standard network charges apply.  
Calls from mobiles may be higher