



Great Western Railway

Timetable

19 May to 14 December 2019

B3

Bristol to Cardiff, Gloucester, Cheltenham Spa, Worcester and the Malverns



General Information

This timetable shows the full service from Bristol to Cardiff, Gloucester, Cheltenham Spa, Worcester and the Malverns.

Contents	Page
Great Malvern, Cheltenham Spa, Gloucester and Cardiff to Bristol	1
Bristol to Cardiff, Gloucester, Cheltenham Spa and Great Malvern	22
Ashchurch for Tewkesbury and Cheltenham Spa to Gloucester	43
Gloucester to Cheltenham Spa and Ashchurch for Tewkesbury	46

Amendments to published times

Public Holidays and rail improvement works may affect services in this timetable, especially at weekends. For the latest timetable information, please visit our website or download our smartphone app. All information correct at time of publication. Errors and omissions excepted.

Want to bring your bike?

Bike reservations are compulsory on many of our services. Space is limited on board, and so we operate a strict first-come, first-served policy. Book a space at your nearest staffed station, through our Customer Support team, or when you buy your ticket online at **GWR.com**

Short platforms

Some stations on our network have short platforms. In some cases you can only join or leave the train from certain carriages. Please listen for announcements.

PlusBus

Buy an add-on ticket giving you discounted bus travel to and from many of our stations. Visit **plusbus.info** for more details.

Free Wi-Fi is available on most of our trains.

Bristol Airport connections

A frequent express bus service runs between Bristol Temple Meads and Bristol Airport, with a journey time of approximately 30 minutes. Please visit **flyer.bristolairport.co.uk** for more details. Through tickets are available.

MONDAYS TO FRIDAYS

GREAT MALVERN, CHELTENHAM SPA,
GLOUCESTER AND CARDIFF TO BRISTOL

Operator Notes Facilities		GW MX	GW A	GW	GW	GW	GW	GW	GW
Great Malvern	d
Malvern Link	d
Worcester Foregate St ⑦	d
Worcester Shrub Hill ⑦	d	.	.	0528
Ashchurch for Tewkesbury	d	.	.	0544
Cheltenham Spa	d	.	.	0554
Gloucester ⑦	a	.	.	0603
Gloucester ⑦	d	.	0517	0616	.
Cam & Dursley	d	0632	.
Yate	d	0645	.
Cardiff Central ⑦	d	2327p	0630
Newport	d	2345p	0644
Severn Tunnel Junction	d	0003	0655
Patchway	d	0017	0708
Bristol Parkway ⑦	a	0654	.
Bristol Parkway ⑦	d	.	.	.	0624	.	.	0657	.
Filton Abbey Wood	d	0021	.	.	0628	.	.	0701	0712
Severn Beach	d	0600	.	.	.
Avonmouth	d	0612	0629	.	.
Clifton Down	d	0625	0643	.	.
Stapleton Road	d	0026	.	.	.	0636	0653	0706	.
Lawrence Hill	d	0028	.	.	.	0638	0655	0708	.
Bristol Temple Meads ⑩	a	0034	.	.	0636	0641	0658	0713	0720
Weston-super-Mare	a	.	.	.	0702	.	.	0747	.
Taunton	a	.	.	.	0738	.	.	0823	.
Keynsham	a
Oldfield Park	a
Bath Spa ⑦	a	0736
Westbury	a	.	0653	0804
Train continues to			SOU	PAD	PNZ				PMH

Operator Notes Facilities		GW	XC	GW	GW	GW	XC	GW	GW
Great Malvern	d
Malvern Link	d
Worcester Foregate St ⑦	d
Worcester Shrub Hill ⑦	d	0649	.	.	.
Ashchurch for Tewkesbury	d	0705	.	.	.
Cheltenham Spa	d	0624	.	.	.	0716	0723	.	.
Gloucester ⑦	a	0634	.	.	.	0726	.	.	.
Gloucester ⑦	d	0642	.	.	0705	0741	.	.	.
Cam & Dursley	d	0657	.	.	0723	└	.	.	.
Yate	d	0712	.	.	0738
Cardiff Central ⑦	d	.	0700	0730	.
Newport	d	.	0714	0744	.
Severn Tunnel Junction	d	.	0724	0756	.
Patchway	d	.	0736
Bristol Parkway ⑦	a	0722	.	.	0748	.	0754	.	.
Bristol Parkway ⑦	d	0724	.	.	0749	.	0755	.	0812
Filton Abbey Wood	d	0728	0740	.	0753	.	.	0811	0816
Severn Beach	d	.	.	0716
Avonmouth	d	.	.	0726
Clifton Down	d	.	.	0740
Stapleton Road	d	0733	.	0752
Lawrence Hill	d	0735	.	0754
Bristol Temple Meads ⑩	a	0740	0747	0758	0800	.	0805	0817	0824
Weston-super-Mare	a	0859
Taunton	a	0840	.	0932c
Keynsham	a	0754	.	.	0818
Oldfield Park	a	0802	.	.	0826
Bath Spa ⑦	a	0806	.	.	0829	.	.	0835	.
Westbury	a	0836	0901	.
Train continues to			MAN		SWI	WEY	PGN	PMH	

MONDAYS TO FRIDAYS

GREAT MALVERN, CHELTENHAM SPA,
GLOUCESTER AND CARDIFF TO BRISTOL

Operator Notes		GW	GW	GW	XC	GW	GW	XC	GW
Facilities			■	□	■	□		■	□
Great Malvern	d	*	*	*	*	*	*	*	*
Malvern Link	d	*	*	*	*	*	*	*	*
Worcester Foregate St	⑦ d	*	*	*	*	*	*	*	*
Worcester Shrub Hill	⑦ d	*	*	0708	*	*	*	*	*
Ashchurch for Tewkesbury	d	*	*	*	*	*	*	*	*
Cheltenham Spa	d	*	*	0731	0752	*	*	0826	*
Gloucester	⑦ a	*	←	0740	*	*	*	*	*
Gloucester	⑦ d	*	0741	*	*	*	*	*	*
Cam & Dursley	d	*	0756	*	*	*	*	*	*
Yate	d	*	0810	*	*	*	*	*	*
Cardiff Central	⑦ d	*	*	*	*	0800	*	*	*
Newport	d	*	*	*	*	0815	*	*	*
Severn Tunnel Junction	d	*	*	*	*	0826	*	*	*
Patchway	d	*	*	*	*	0839	*	*	*
Bristol Parkway	⑦ a	*	0820	*	0826	*	*	0854	*
Bristol Parkway	⑦ d	*	0820	*	0828	*	0845	0855	*
Filton Abbey Wood	d	*	0823	*	*	0843	0849	*	*
Severn Beach	d	0751	*	*	*	*	*	*	*
Avonmouth	d	0801	*	*	*	*	*	*	0836
Clifton Down	d	0816	*	*	*	*	*	*	0849
Stapleton Road	d	0826	*	*	*	*	0853	*	0901
Lawrence Hill	d	0828	*	*	*	*	0855	*	0904
Bristol Temple Meads	⑩ a	0832	0835	*	0839	0851	0900	0905	0908
Weston-super-Mare	a	*	*	*	*	0923	*	*	*
Taunton	a	*	*	*	0915	1001	*	*	*
Keynsham	a	*	0847	*	*	*	0913	*	*
Oldfield Park	a	*	0855	*	*	*	0921	*	*
Bath Spa	⑦ a	*	0858	*	*	*	0924	*	*
Westbury	a	*	0928	*	*	*	0951	*	*
Train continues to			WEY	PAD	PLY	PGN			

Operator Notes		GW	GW	GW	XC	GW	GW B	GW	XC
Facilities		◇	□		■	□		■	□
Great Malvern	d	*	*	*	*	*	*	*	*
Malvern Link	d	*	*	*	*	*	*	*	*
Worcester Foregate St	⑦ d	*	*	*	*	*	*	*	*
Worcester Shrub Hill	⑦ d	*	*	*	*	*	*	*	*
Ashchurch for Tewkesbury	d	*	*	*	*	*	*	*	*
Cheltenham Spa	d	*	*	*	0852	*	*	*	0926
Gloucester	⑦ a	*	*	*	*	*	*	*	*
Gloucester	⑦ d	*	*	0841	*	*	*	*	*
Cam & Dursley	d	*	*	0856	*	*	*	*	*
Yate	d	*	*	0910	*	*	*	*	*
Cardiff Central	⑦ d	0830	*	*	*	*	0900	*	*
Newport	d	0844	*	*	*	*	0915	*	*
Severn Tunnel Junction	d	0855	*	*	*	*	0926	*	*
Patchway	d	*	*	*	*	*	0939	*	*
Bristol Parkway	⑦ a	*	*	0919	0925	*	*	*	0954
Bristol Parkway	⑦ d	*	0912	0919	0927	*	*	0941	0955
Filton Abbey Wood	d	0909	0916	0923	*	*	0943	0948	*
Severn Beach	d	*	*	*	*	*	*	*	*
Avonmouth	d	*	*	*	*	0915	*	*	*
Clifton Down	d	*	*	*	*	0928	*	*	*
Stapleton Road	d	*	*	0928	*	0939	*	0952	*
Lawrence Hill	d	*	*	0930	*	0941	*	*	*
Bristol Temple Meads	⑩ a	0919	0924	0935	0939	0947	0954	1002	1005
Weston-super-Mare	a	*	1001	*	*	*	1023	*	*
Taunton	a	*	*	*	1016	*	1059	*	*
Keynsham	a	*	*	0953	*	*	*	*	*
Oldfield Park	a	*	*	1000	*	*	*	*	*
Bath Spa	⑦ a	0934	*	1003	*	*	*	*	*
Westbury	a	1001	*	1034	*	*	*	*	*
Train continues to		PMH		WEY	PLY		PLY		

MONDAYS TO FRIDAYS

**GREAT MALVERN, CHELTENHAM SPA,
GLOUCESTER AND CARDIFF TO BRISTOL**

Operator		GW	GW	GW	GW	XC	GW	XC	GW
Notes									
Facilities		◇	◇			■	◇	■	◇
Great Malvern	d	.	.	.	0850
Malvern Link	d	.	.	.	0853
Worcester Foregate St	⑦ d	.	.	.	0903
Worcester Shrub Hill	⑦ d	.	.	.	0906
Ashchurch for Tewkesbury	d	.	.	.	0927
Cheltenham Spa	d	.	.	.	0936	1003	.	1026	.
Gloucester	⑦ a	.	.	.	0946
Gloucester	⑦ d	.	.	.	0947
Cam & Dursley	d	.	.	.	1002
Yate	d	.	.	.	1015
Cardiff Central	⑦ d	0930	1000	.	.
Newport	d	0944	1015	.	.
Severn Tunnel Junction	d	0955	1026	.	.
Patchway	d	1039	.	.
Bristol Parkway	⑦ a	.	.	.	1024	1031	.	1054	.
Bristol Parkway	⑦ d	.	1012	.	1024	1033	.	1055	.
Filton Abbey Wood	d	1009	1016	.	1028	.	1042	.	.
Severn Beach	d	.	.	0956
Avonmouth	d	.	.	1004	1034
Clifton Down	d	.	.	1016	1049
Stapleton Road	d	.	.	1025	1034	.	.	.	1101
Lawrence Hill	d	.	.	.	1036	.	.	.	1103
Bristol Temple Meads	⑩ a	1019	1024	1032	1041	1042	1052	1104	1108
Weston-super-Mare	a	.	1100	.	.	.	1121	1132	.
Taunton	a	1116	1155	1158	.
Keynsham	a	.	.	.	1054
Oldfield Park	a	.	.	.	1101
Bath Spa	⑦ a	1034	.	.	1104
Westbury	a	1100	.	.	1135
Train continues to		PMH				PLY		PGN	

Operator		GW	GW	GW	XC	GW	GW	XC	GW
Notes									
Facilities		◇	◇		■	◇		■	◇
Great Malvern	d
Malvern Link	d
Worcester Foregate St	⑦ d
Worcester Shrub Hill	⑦ d
Ashchurch for Tewkesbury	d
Cheltenham Spa	d	.	.	.	1102	.	.	1126	.
Gloucester	⑦ a
Gloucester	⑦ d	.	.	1041
Cam & Dursley	d	.	.	1056
Yate	d	.	.	1109
Cardiff Central	⑦ d	1030	1100	.	1130
Newport	d	1045	1115	.	1144
Severn Tunnel Junction	d	1126	.	.
Patchway	d	1139	.	.
Bristol Parkway	⑦ a	.	.	1118	1130	.	.	1154	.
Bristol Parkway	⑦ d	.	1112	1119	1132	.	.	1155	.
Filton Abbey Wood	d	1110	1116	1122	.	.	1142	.	1209
Severn Beach	d
Avonmouth	d	1115	.	.	.
Clifton Down	d	1130	.	.	.
Stapleton Road	d	.	.	1128	.	1140	.	.	.
Lawrence Hill	d	.	.	1130	.	1142	.	.	.
Bristol Temple Meads	⑩ a	1119	1124	1134	1142	1149	1151	1204	1218
Weston-super-Mare	a	.	1200	.	.	.	1220	.	.
Taunton	a	.	.	.	1215	.	1256	.	.
Keynsham	a	.	.	1155
Oldfield Park	a	.	.	1203
Bath Spa	⑦ a	1134	.	1206	1234
Westbury	a	1200	.	1236	1300
Train continues to		PMH		WEY	PLY				PMH

MONDAYS TO FRIDAYS

**GREAT MALVERN, CHELTENHAM SPA,
GLOUCESTER AND CARDIFF TO BRISTOL**

Operator Notes		GW	GW	GW	XC	GW	XC	GW	GW
Facilities				□	■		■		◇
Great Malvern	d	.	.	1048
Malvern Link	d	.	.	1051
Worcester Foregate St	⑦ d	.	.	1103
Worcester Shrub Hill	⑦ d	.	.	1107
Ashchurch for Tewkesbury	d	.	.	1125
Cheltenham Spa	d	.	.	1134	1203	.	1226	.	.
Gloucester	⑦ a	.	.	1144
Gloucester	⑦ d	.	.	1147
Cam & Dursley	d	.	.	1200
Yate	d	.	.	1214
Cardiff Central	⑦ d	1200	.	.	1230
Newport	d	1215	.	.	1244
Severn Tunnel Junction	d	1226	.	.	.
Patchway	d	1239	.	.	.
Bristol Parkway	⑦ a	.	.	1223	1231	.	1254	.	.
Bristol Parkway	⑦ d	1212	.	1223	1232	.	1255	.	.
Filton Abbey Wood	d	1216	.	1226	.	1242	.	.	1309
Severn Beach	d	.	1154
Avonmouth	d	.	1204	1234	.
Clifton Down	d	.	1216	1248	.
Stapleton Road	d	.	1225	1301	.
Lawrence Hill	d	1303	.
Bristol Temple Meads	⑩ a	1224	1232	1235	1241	1251	1304	1307	1319
Weston-super-Mare	a	1300	.	.	.	1321	.	.	.
Taunton	a	.	.	.	1316	1355c	1339	.	.
Keynsham	a
Oldfield Park	a
Bath Spa	⑦ a	.	.	1251	1334
Westbury	a	.	.	1325	1400
Train continues to				BTN	PLY		EXD		PMH

Operator Notes		GW	GW	XC	GW	GW	XC	GW	GW
Facilities				■			■		◇
Great Malvern	d
Malvern Link	d
Worcester Foregate St	⑦ d
Worcester Shrub Hill	⑦ d
Ashchurch for Tewkesbury	d
Cheltenham Spa	d	.	.	1303	.	.	1326	.	.
Gloucester	⑦ a
Gloucester	⑦ d	.	1242
Cam & Dursley	d	.	1256
Yate	d	.	1310
Cardiff Central	⑦ d	1300	.	1330	.
Newport	d	1316	.	1344	.
Severn Tunnel Junction	d	1327	.	.	.
Patchway	d	1340	.	.	.
Bristol Parkway	⑦ a	.	1318	1331	.	.	1354	.	.
Bristol Parkway	⑦ d	1312	1319	1332	.	.	1355	.	1412
Filton Abbey Wood	d	1316	1323	.	.	1343	.	1409	1416
Severn Beach	d
Avonmouth	d	.	.	.	1315
Clifton Down	d	.	.	.	1330
Stapleton Road	d	.	1330	.	1342
Lawrence Hill	d	.	1332	.	1344
Bristol Temple Meads	⑩ a	1324	1336	1341	1350	1354	1404	1418	1424
Weston-super-Mare	a	1400	.	.	.	1425	.	.	1500
Taunton	a	.	.	1416	.	1458	.	.	.
Keynsham	a	.	1355
Oldfield Park	a	.	1403
Bath Spa	⑦ a	.	1406	1434	.
Westbury	a	.	1436	1500	.
Train continues to			FRO	PLY		EXD		PMH	

MONDAYS TO FRIDAYS

GREAT MALVERN, CHELTENHAM SPA,
GLOUCESTER AND CARDIFF TO BRISTOL

Operator		GW	GW	XC	GW	XC	GW	GW	GW
Notes									
Facilities			■ □			■ □		◇ □	
Great Malvern	d	•	1251	•	•	•	•	•	•
Malvern Link	d	•	1254	•	•	•	•	•	•
Worcester Foregate St	⑦ d	•	1303	•	•	•	•	•	•
Worcester Shrub Hill	⑦ d	•	1306	•	•	•	•	•	•
Ashchurch for Tewkesbury	d	•	1325	•	•	•	•	•	•
Cheltenham Spa	d	•	1334	1403	•	1426	•	•	•
Gloucester	⑦ a	•	1343	•	•	•	•	•	•
Gloucester	⑦ d	•	1346	•	•	•	•	•	•
Cam & Dursley	d	•	1400	•	•	•	•	•	•
Yate	d	•	1414	•	•	•	•	•	•
Cardiff Central	⑦ d	•	•	•	1400	•	•	1430	•
Newport	d	•	•	•	1415	•	•	1444	•
Severn Tunnel Junction	d	•	•	•	1426	•	•	•	•
Patchway	d	•	•	•	1439	•	•	•	•
Bristol Parkway	⑦ a	•	1422	1431	•	1454	•	•	•
Bristol Parkway	⑦ d	•	1423	1433	•	1455	•	•	1512
Filton Abbey Wood	d	•	1427	•	1442	•	•	1509	1516
Severn Beach	d	1356	•	•	•	•	•	•	•
Avonmouth	d	1404	•	•	•	•	1434	•	•
Clifton Down	d	1416	•	•	•	•	1448	•	•
Stapleton Road	d	1426	1432	•	•	•	1500	•	•
Lawrence Hill	d	•	1434	•	•	•	1502	•	•
Bristol Temple Meads	⑩ a	1432	1439	1442	1451	1505	1507	1518	1524
Weston-super-Mare	a	•	•	•	1522	•	•	•	1600
Taunton	a	•	•	1516	1601c	1540	•	•	•
Keynsham	a	•	1454	•	•	•	•	•	•
Oldfield Park	a	•	1502	•	•	•	•	•	•
Bath Spa	⑦ a	•	1505	•	•	•	•	1534	•
Westbury	a	•	1535	•	•	•	•	1604	•
Train continues to			WEY	PLY		EXD		PMH	

Operator		GW	XC	GW	GW	GW	XC	GW	GW
Notes									
Facilities			■ □				■ □	◇ □	
Great Malvern	d	•	•	•	•	•	•	•	•
Malvern Link	d	•	•	•	•	•	•	•	•
Worcester Foregate St	⑦ d	•	•	•	•	•	•	•	•
Worcester Shrub Hill	⑦ d	•	•	•	•	•	•	•	•
Ashchurch for Tewkesbury	d	•	•	•	•	•	•	•	•
Cheltenham Spa	d	•	1503	•	•	•	1526	•	•
Gloucester	⑦ a	•	•	•	•	•	•	•	•
Gloucester	⑦ d	1441	•	•	•	•	•	•	•
Cam & Dursley	d	1456	•	•	•	•	•	•	•
Yate	d	1510	•	•	•	•	•	•	•
Cardiff Central	⑦ d	•	•	1500	•	•	•	1530	•
Newport	d	•	•	1515	•	•	•	1544	•
Severn Tunnel Junction	d	•	•	1526	•	•	•	•	•
Patchway	d	•	•	1539	•	•	•	•	•
Bristol Parkway	⑦ a	1520	1531	•	•	•	1557	•	•
Bristol Parkway	⑦ d	1520	1532	•	•	1554	1558	•	1612
Filton Abbey Wood	d	1523	•	1542	•	1558	•	1609	1616
Severn Beach	d	•	•	•	•	•	•	•	•
Avonmouth	d	•	•	•	1515	•	•	•	•
Clifton Down	d	•	•	•	1531	•	•	•	•
Stapleton Road	d	1529	•	•	1542	•	•	•	•
Lawrence Hill	d	1531	•	•	1545	•	•	•	•
Bristol Temple Meads	⑩ a	1538	1541	1551	1551	•	1611	1619	1624
Weston-super-Mare	a	•	•	1625	•	•	•	•	1700
Taunton	a	•	1616	1659c	•	•	1643	•	•
Keynsham	a	1550	•	•	•	1611	•	•	•
Oldfield Park	a	1557	•	•	•	1618	•	•	•
Bath Spa	⑦ a	1600	•	•	•	1621	•	1634	•
Westbury	a	1631	•	•	•	•	•	1700	•
Train continues to			PLY			EXD		PMH	

MONDAYS TO FRIDAYS

GREAT MALVERN, CHELTENHAM SPA,
GLOUCESTER AND CARDIFF TO BRISTOL

Operator		GW	GW	XC	GW	GW	GW	XC	GW
Notes									
Facilities				■	□			■	□
Great Malvern	d	•	1450	•	•	•	•	•	•
Malvern Link	d	•	1453	•	•	•	•	•	•
Worcester Foregate St	d	•	1503	•	•	•	•	•	•
Worcester Shrub Hill	d	•	1506	•	•	•	•	•	•
Ashchurch for Tewkesbury	d	•	1525	•	•	•	•	•	•
Cheltenham Spa	d	•	1534	1603	•	•	•	1626	•
Gloucester	a	•	1543	•	•	•	•	•	•
Gloucester	d	•	1546	•	•	•	•	•	•
Cam & Dursley	d	•	1600	•	•	•	•	•	•
Yate	d	•	1614	•	•	•	•	•	•
Cardiff Central	d	•	•	•	1600	•	•	•	1630
Newport	d	•	•	•	1615	•	•	•	1645
Sewern Tunnel Junction	d	•	•	•	1626	•	•	•	1656
Patchway	d	•	•	•	1639	•	•	•	•
Bristol Parkway	a	•	1623	1632	•	•	•	1654	•
Bristol Parkway	d	•	1624	1634	•	1646	•	1655	•
Filton Abbey Wood	d	•	1627	•	1643	1650	•	•	1711
Severn Beach	d	1554	•	•	•	•	•	•	•
Avonmouth	d	1604	•	•	•	•	1634	•	•
Clifton Down	d	1616	•	•	•	•	1647	•	•
Stapleton Road	d	1626	1633	•	•	1654	1659	•	•
Lawrence Hill	d	•	1635	•	•	1657	1701	•	•
Bristol Temple Meads	a	1632	1639	1643	1652	1702	1705	1706	1718
Weston-super-Mare	a	•	•	•	1727	•	•	•	•
Taunton	a	•	•	1716	1801c	•	•	1744	•
Keynsham	a	•	1653	•	•	1712	•	•	•
Oldfield Park	a	•	1702	•	•	1720	•	•	•
Bath Spa	a	•	1705	•	•	1723	•	•	1735
Westbury	a	•	1736	•	•	1752	•	•	1804
Train continues to			WEY	PNZ		WMN		PGN	PMH

Operator		GW	GW	XC	GW	GW	GW	XC	GW
Notes									
Facilities				■	□			■	□
Great Malvern	d	•	•	•	•	•	•	•	•
Malvern Link	d	•	•	•	•	•	•	•	•
Worcester Foregate St	d	•	•	•	•	•	•	•	•
Worcester Shrub Hill	d	•	•	•	•	•	•	•	•
Ashchurch for Tewkesbury	d	•	•	•	•	•	•	•	•
Cheltenham Spa	d	•	•	1652	•	•	•	1726	•
Gloucester	a	•	•	•	•	•	•	•	•
Gloucester	d	•	1640	•	•	•	•	•	•
Cam & Dursley	d	•	1656	•	•	•	•	•	•
Yate	d	•	1710	•	•	•	•	•	•
Cardiff Central	d	•	•	•	•	1700	•	•	1730
Newport	d	•	•	•	•	1715	•	•	1744
Sewern Tunnel Junction	d	•	•	•	•	1726	•	•	1755
Patchway	d	•	•	•	•	1739	•	•	•
Bristol Parkway	a	•	1719	1723	•	•	•	1756	•
Bristol Parkway	d	1712	1720	1728	•	•	1744	1757	•
Filton Abbey Wood	d	1716	1723	•	•	1743	1749	•	1810
Severn Beach	d	•	•	•	•	•	•	•	•
Avonmouth	d	•	•	•	1714	•	•	•	•
Clifton Down	d	•	•	•	1729	•	•	•	•
Stapleton Road	d	•	1728	•	1741	•	1754	•	•
Lawrence Hill	d	•	1731	•	1744	•	1756	•	•
Bristol Temple Meads	a	1724	1736	1737	1747	1753	1800	1809	1819
Weston-super-Mare	a	1801	•	•	•	1828	•	•	•
Taunton	a	•	•	1816	•	1903c	•	1848	•
Keynsham	a	•	1755	•	•	•	1811	•	•
Oldfield Park	a	•	1803	•	•	•	1818	•	•
Bath Spa	a	•	1806	•	•	•	1821	•	1834
Westbury	a	•	1836	•	•	•	1854	•	1901
Train continues to			WEY	PNZ				EXD	PMH

MONDAYS TO FRIDAYS

GREAT MALVERN, CHELTENHAM SPA,
GLOUCESTER AND CARDIFF TO BRISTOL

Operator		GW	GW	GW	GW	GW	XC	GW	XC
Notes					A				
Facilities							■ □		■ □
Great Malvern	d	•	•	1648	•	•	•	•	•
Malvern Link	d	•	•	1651	•	•	•	•	•
Worcester Foregate St	⑦ d	•	•	1702	•	•	•	•	•
Worcester Shrub Hill	⑦ d	•	•	1706	•	•	•	•	•
Ashchurch for Tewkesbury	d	•	•	1724	•	•	•	•	•
Cheltenham Spa	d	•	•	1733	1741	•	1752	•	1826
Gloucester	⑦ a	•	•	1742	1751	•	•	•	•
Gloucester	⑦ d	•	•	1746	1754	•	•	•	•
Cam & Dursley	d	•	•	1800	•	•	•	•	•
Yate	d	•	•	1814	•	•	•	•	•
Cardiff Central	⑦ d	•	•	•	•	•	1800	•	•
Newport	d	•	•	•	•	•	1816	•	•
Severn Tunnel Junction	d	•	•	•	•	•	1827	•	•
Patchway	d	•	•	•	•	•	1840	•	•
Bristol Parkway	⑦ a	•	•	1823	•	•	1828	•	1855
Bristol Parkway	⑦ d	1812	•	1823	•	•	1832	•	1856
Filton Abbey Wood	d	1816	•	1827	•	•	•	1847	•
Severn Beach	d	•	1754	•	•	•	•	•	•
Avonmouth	d	•	1804	•	•	•	•	•	•
Clifton Down	d	•	1816	•	•	•	•	•	•
Stapleton Road	d	1820	1828	1833	•	•	•	•	•
Lawrence Hill	d	•	1830	1835	•	•	•	•	•
Bristol Temple Meads	⑩ a	1825	1835	1838	•	•	1842	1853	1905
Weston-super-Mare	a	1901	•	•	•	•	•	1928	•
Taunton	a	•	•	•	•	•	1916	2002	•
Keynsham	a	•	•	1858	•	•	•	•	•
Oldfield Park	a	•	•	1906	•	•	•	•	•
Bath Spa	⑦ a	•	•	1909	•	1909	•	•	•
Westbury	a	•	•	1931	1939	•	•	•	•
Train continues to					SOU		PNZ		

Operator		GW	GW	GW	XC	GW	GW	XC	GW
Notes									
Facilities		◇ □			■ □			■ □	◇
Great Malvern	d	•	•	•	•	•	•	•	•
Malvern Link	d	•	•	•	•	•	•	•	•
Worcester Foregate St	⑦ d	•	•	•	•	•	•	•	•
Worcester Shrub Hill	⑦ d	•	•	•	•	•	•	•	•
Ashchurch for Tewkesbury	d	•	•	•	•	•	•	•	•
Cheltenham Spa	d	•	•	•	1852	•	•	1926	•
Gloucester	⑦ a	•	•	•	1901	•	•	•	•
Gloucester	⑦ d	•	•	1842	1908	•	•	•	•
Cam & Dursley	d	•	•	1856	•	•	•	•	•
Yate	d	•	•	1910	•	•	•	•	•
Cardiff Central	⑦ d	1830	•	•	•	1900	•	•	1930
Newport	d	1844	•	•	•	1915	•	•	1945
Severn Tunnel Junction	d	1855	•	•	•	1926	•	•	•
Patchway	d	•	•	•	•	1939	•	•	•
Bristol Parkway	⑦ a	•	•	1919	1934	•	•	1954	•
Bristol Parkway	⑦ d	•	•	1919	1936	•	•	1957	•
Filton Abbey Wood	d	1910	•	1924	•	1944	•	2021e	2009
Severn Beach	d	•	1845	•	•	•	•	•	•
Avonmouth	d	•	1855	•	•	•	1932	•	•
Clifton Down	d	•	1911	•	•	•	1946	•	•
Stapleton Road	d	•	1922	1928	•	•	1956	•	•
Lawrence Hill	d	•	1925	1930	•	•	1958	•	•
Bristol Temple Meads	⑩ a	1918	1928	1934	1945	1953	2004	2009	2018
Weston-super-Mare	a	•	•	•	•	2027	•	•	•
Taunton	a	•	•	•	2019	2101	•	•	•
Keynsham	a	•	•	•	•	•	•	•	•
Oldfield Park	a	•	•	•	•	•	•	•	•
Bath Spa	⑦ a	1935	•	•	•	•	•	•	2034
Westbury	a	2006	•	•	•	•	•	•	2100
Train continues to		PMH			PLY			CDF	PMH

MONDAYS TO FRIDAYS

GREAT MALVERN, CHELTENHAM SPA,
GLOUCESTER AND CARDIFF TO BRISTOL

Operator Notes Facilities		GW	GW	GW	XC	GW FX	GW	GW FO	GW
					■ □	■ □		■ □	
Great Malvern ⇄	d	.	.	1850
Malvern Link	d	.	.	1853
Worcester Foregate St ⇄ ⑦	d	.	.	1903
Worcester Shrub Hill ⇄ ⑦	d	.	.	1907
Ashchurch for Tewkesbury	d	.	.	1925
Cheltenham Spa ⇄	d	.	.	1935	1953	.	.	.	2020
Gloucester ⇄ ⑦	a	.	.	1943	2029
Gloucester ⇄ ⑦	d	.	.	1945	2039
Cam & Dursley	d	.	.	2001	↳
Yate	d	.	.	2015
Cardiff Central ⇄ ⑦	d	2000	.	.
Newport ⇄	d	2016	.	.
Severn Tunnel Junction	d	2027	.	.
Patchway	d	2040	.	.
Bristol Parkway ⇄ ⑦	a	.	.	2024	2030
Bristol Parkway ⇄ ⑦	d	2012	.	2024	2031	2037	.	2048	.
Filton Abbey Wood	d	2016	.	2028	.	.	2044	.	.
Severn Beach	d
Avonmouth	d	.	2003
Clifton Down	d	.	2016
Stapleton Road	d	2021	2028
Lawrence Hill	d	2023	2030
Bristol Temple Meads ⇄ ⑩	a	2027	2034	2037	2042	2047	2053	2059	.
Weston-super-Mare ⇄	a	2127	.	.
Taunton ⇄	a	.	.	.	2118	.	2210c	.	.
Keynsham	a
Oldfield Park	a
Bath Spa ⇄ ⑦	a
Westbury	a
Train continues to					PLY				

Operator Notes Facilities		XC	GW	GW	XC	GW	GW	XC	GW
		■ □	◇		■ □		■	■	
Great Malvern ⇄	d
Malvern Link	d
Worcester Foregate St ⇄ ⑦	d
Worcester Shrub Hill ⇄ ⑦	d
Ashchurch for Tewkesbury	d
Cheltenham Spa ⇄	d	2026	.	.	2055	.	2120	2127	.
Gloucester ⇄ ⑦	a	.	.	↳	.	.	2129	.	.
Gloucester ⇄ ⑦	d	.	.	2039	.	.	2135	.	.
Cam & Dursley	d	.	.	2054	.	.	↳	.	.
Yate	d	.	.	2109
Cardiff Central ⇄ ⑦	d	.	2030	.	.	2100	.	.	.
Newport ⇄	d	.	2044	.	.	2115	.	.	.
Severn Tunnel Junction	d	2126	.	.	.
Patchway	d	2139	.	.	.
Bristol Parkway ⇄ ⑦	a	2054	.	2117	2124	.	.	2155	.
Bristol Parkway ⇄ ⑦	d	2055	.	2119	2126	.	.	2156	.
Filton Abbey Wood	d	.	2108	2123	.	2143	.	.	.
Severn Beach	d	2129
Avonmouth	d	2139
Clifton Down	d	2152
Stapleton Road	d	2202
Lawrence Hill	d	2204
Bristol Temple Meads ⇄ ⑩	a	2104	2117	2131	2135	2151	.	2205	2207
Weston-super-Mare ⇄	a
Taunton ⇄	a	2144	.	.	2214
Keynsham	a
Oldfield Park	a
Bath Spa ⇄ ⑦	a	.	2136
Westbury	a	.	2203
Train continues to		PLY	PMH		PLY				

MONDAYS TO FRIDAYS

GREAT MALVERN, CHELTENHAM SPA,
GLOUCESTER AND CARDIFF TO BRISTOL

Operator		GW	GW	XC	GW	GW	GW	GW	GW
Notes						FO	FX		FO
Facilities		◇	■	■					
Great Malvern	d	•	•	•	•	•	•	2136	•
Malvern Link	d	•	•	•	•	•	•	2139	•
Worcester Foregate St	⑦ d	•	•	•	•	•	•	2149	•
Worcester Shrub Hill	⑦ d	•	•	•	•	•	•	2152	•
Ashchurch for Tewkesbury	d	•	•	•	•	•	•	2208	•
Cheltenham Spa	d	•	•	2152	•	•	•	2218	•
Gloucester	⑦ a	•	←	2201	•	•	•	2228	•
Gloucester	⑦ d	•	2135	2205	•	•	•	2231	•
Cam & Dursley	d	•	2149	•	•	•	•	2245	•
Yate	d	•	2201	•	•	•	•	2259	•
Cardiff Central	⑦ d	2130	•	•	•	2204	2204	•	2236
Newport	d	2145	•	•	•	2218	2220	•	2251
Severn Tunnel Junction	d	2156	•	•	•	2228	2237	•	2302
Patchway	d	•	•	•	•	2241	2253	•	•
Bristol Parkway	⑦ a	•	2210	2231	•	•	•	2308	•
Bristol Parkway	⑦ d	•	2211	2232	•	•	•	2308	•
Filton Abbey Wood	d	2211	2216	•	•	2245	2257	•	2317
Severn Beach	d	•	•	•	•	•	•	•	•
Avonmouth	d	•	•	•	2219	•	•	•	•
Clifton Down	d	•	•	•	2232	•	•	•	•
Stapleton Road	d	•	•	•	2244	2251	2303	•	•
Lawrence Hill	d	•	•	•	2247	2254	2306	•	•
Bristol Temple Meads	⑩ a	2221	2223	2241	2253	2259	2309	2318	2326
Weston-super-Mare	a	•	•	•	•	•	•	•	•
Taunton	a	•	•	•	•	•	•	•	•
Keynsham	a	•	•	•	•	•	•	•	•
Oldfield Park	a	•	•	•	•	•	•	•	•
Bath Spa	⑦ a	•	•	•	•	•	•	•	•
Westbury	a	•	•	•	•	•	•	•	•

Train continues to

Operator		XC	GW	GW	GW	GW	GW
Notes			FX			FX	FO
Facilities		■					
Great Malvern	d	•	•	•	•	•	•
Malvern Link	d	•	•	•	•	•	•
Worcester Foregate St	⑦ d	•	•	•	•	•	•
Worcester Shrub Hill	⑦ d	•	•	•	2228	•	•
Ashchurch for Tewkesbury	d	•	•	•	2251	•	•
Cheltenham Spa	d	2252	•	•	2305	•	•
Gloucester	⑦ a	•	•	•	2317	•	•
Gloucester	⑦ d	•	•	•	•	•	•
Cam & Dursley	d	•	•	•	•	•	•
Yate	d	•	•	•	•	•	•
Cardiff Central	⑦ d	•	2236	•	•	2327	2327
Newport	d	•	2254	•	•	2345	2345
Severn Tunnel Junction	d	•	2311	•	•	0003	0003
Patchway	d	•	•	•	•	0017	0019
Bristol Parkway	⑦ a	2320	•	•	•	•	•
Bristol Parkway	⑦ d	2321	•	•	•	•	•
Filton Abbey Wood	d	•	2326	•	•	0021	0023
Severn Beach	d	•	•	2308	•	•	•
Avonmouth	d	•	•	2318	•	•	•
Clifton Down	d	•	•	2338	•	•	•
Stapleton Road	d	•	•	2348	•	0026	0028
Lawrence Hill	d	•	•	2350	•	0028	0030
Bristol Temple Meads	⑩ a	2330	2338	2354	•	0034	0035
Weston-super-Mare	a	•	•	•	•	•	•
Taunton	a	•	•	•	•	•	•
Keynsham	a	•	•	•	•	•	•
Oldfield Park	a	•	•	•	•	•	•
Bath Spa	⑦ a	•	•	•	•	•	•
Westbury	a	•	•	•	•	•	•

Train continues to

SATURDAYS

GREAT MALVERN, CHELTENHAM SPA,
GLOUCESTER AND CARDIFF TO BRISTOL

Operator		GW	GW	GW	GW	GW	GW	XC	GW
Notes									
Facilities		■	□			◇		■	
Great Malvern	d	*	*	*	*	*	*	*	*
Malvern Link	d	*	*	*	*	*	*	*	*
Worcester Foregate St	⑦ d	*	*	*	*	*	*	*	*
Worcester Shrub Hill	⑦ d	*	*	*	*	*	*	*	*
Ashchurch for Tewkesbury	d	*	*	*	*	*	*	*	*
Cheltenham Spa	d	*	*	*	*	*	*	*	0648
Gloucester	⑦ a	*	*	*	*	*	*	*	0658
Gloucester	⑦ d	*	*	*	0621	*	*	*	0702
Cam & Dursley	d	*	*	*	0636	*	*	*	0716
Yate	d	*	*	*	0651	*	*	*	0730
Cardiff Central	⑦ d	2327p	0455	*	*	0630	*	0700	*
Newport	d	2345p	0509	*	*	0644	*	0714	*
Severn Tunnel Junction	d	0003	*	*	*	0655	*	0725	*
Pilning	d	*	*	*	*	*	*	*	*
Patchway	d	0019	*	*	*	*	*	0736	*
Bristol Parkway	⑦ a	*	0536	*	0700	*	*	*	0739
Bristol Parkway	⑦ d	*	0542	*	0701	*	*	*	0743
Filton Abbey Wood	d	0023	*	*	0704	0710	*	0740	0746
Severn Beach	d	*	*	*	*	*	*	*	*
Avonmouth	d	*	*	0634	*	*	0716	*	*
Clifton Down	d	*	*	0646	*	*	0731	*	*
Stapleton Road	d	0028	*	0655	*	*	0740	*	*
Lawrence Hill	d	0030	*	0657	*	*	0742	*	*
Bristol Temple Meads	⑩ a	0035	0553	0705	0712	0718	0749	0752	0754
Weston-super-Mare	a	*	*	*	0750	*	*	*	0824
Taunton	a	*	*	*	0823	*	*	*	*
Keynsham	a	*	*	*	*	*	*	*	*
Oldfield Park	a	*	*	*	*	*	*	*	*
Bath Spa	⑦ a	*	0611	*	*	0734	*	*	*
Westbury	a	*	*	*	*	0801	*	*	*
Train continues to			PAD			PMH		MAN	

Operator		GW	XC	GW	GW	GW	GW	XC	GW
Notes									
Facilities		■	□	◇				■	□
Great Malvern	d	*	*	*	*	*	*	*	*
Malvern Link	d	*	*	*	*	*	*	*	*
Worcester Foregate St	⑦ d	*	*	*	*	*	*	*	*
Worcester Shrub Hill	⑦ d	0649	*	*	*	*	*	*	*
Ashchurch for Tewkesbury	d	0705	*	*	*	*	*	*	*
Cheltenham Spa	d	0716	0726	*	*	*	*	0752	*
Gloucester	⑦ a	0725	*	*	*	*	*	*	*
Gloucester	⑦ d	0741	*	*	*	*	0741	*	*
Cam & Dursley	d	└	*	*	*	*	0756	*	*
Yate	d	*	*	*	*	*	0810	*	*
Cardiff Central	⑦ d	*	*	0730	*	*	*	*	0800
Newport	d	*	*	0744	*	*	*	*	0815
Severn Tunnel Junction	d	*	*	0755	*	*	*	*	0826
Pilning	d	*	*	*	*	*	*	*	0834
Patchway	d	*	*	*	*	*	*	*	0841
Bristol Parkway	⑦ a	*	0754	*	*	*	0819	0824	*
Bristol Parkway	⑦ d	*	0755	*	0811	*	0820	0826	*
Filton Abbey Wood	d	*	*	0810	0815	*	0823	*	0846
Severn Beach	d	*	*	*	*	0754	*	*	*
Avonmouth	d	*	*	*	*	0804	*	*	*
Clifton Down	d	*	*	*	*	0816	*	*	*
Stapleton Road	d	*	*	*	*	0825	*	*	*
Lawrence Hill	d	*	*	*	*	0827	*	*	*
Bristol Temple Meads	⑩ a	*	0804	0818	0823	0832	0833	0837	0854
Weston-super-Mare	a	*	*	*	0859	*	*	*	0925
Taunton	a	*	0842	*	*	*	*	0915	1005
Keynsham	a	*	*	*	*	*	0845	*	*
Oldfield Park	a	*	*	*	*	*	0853	*	*
Bath Spa	⑦ a	*	*	0834	*	*	0855	*	*
Westbury	a	*	*	0901	*	*	0926	*	*
Train continues to		WEY	PGN	PMH			WEY	PLY	

SATURDAYS

GREAT MALVERN, CHELTENHAM SPA,
GLOUCESTER AND CARDIFF TO BRISTOL

Operator		XC	GW	GW	GW	GW	XC	XC	GW
Notes							C	D	
Facilities		■	■	◇			■	■	■
Great Malvern	d
Malvern Link	d
Worcester Foregate St	⑦ d
Worcester Shrub Hill	⑦ d
Ashchurch for Tewkesbury	d
Cheltenham Spa	d	0826	0852	0852	.
Gloucester	⑦ a
Gloucester	⑦ d	0841	.	.	.
Cam & Dursley	d	0856	.	.	.
Yate	d	0910	.	.	.
Cardiff Central	⑦ d	.	.	0830
Newport	d	.	.	0844
Severn Tunnel Junction	d	.	.	0855
Pilning	d
Patchway	d
Bristol Parkway	⑦ a	0854	.	.	.	0918	0923	0923	.
Bristol Parkway	⑦ d	0855	.	.	0912	0919	0925	0926	←
Filton Abbey Wood	d	.	.	0910	0916	0922	.	.	0922
Severn Beach	d	←	.	.	.
Avonmouth	d	.	0835
Clifton Down	d	.	0847
Stapleton Road	d	.	0856	0927
Lawrence Hill	d	.	0858	0929
Bristol Temple Meads	⑩ a	0905	0906	0918	0924	.	0934	0935	0935
Weston-super-Mare	a	.	.	.	1000
Taunton	a	1016	1016	.
Keynsham	a	0955
Oldfield Park	a	1003
Bath Spa	⑦ a	.	.	0934	1005
Westbury	a	.	.	1000	1036
Train continues to				PMH		WEY	PLY	PGN	WEY

Operator		GW	GW	GW	XC	XC	GW	GW	GW
Notes					D	C			
Facilities		■	■	◇	■	■	◇	■	■
Great Malvern	d
Malvern Link	d
Worcester Foregate St	⑦ d
Worcester Shrub Hill	⑦ d	.	0838
Ashchurch for Tewkesbury	d
Cheltenham Spa	d	.	0900	.	0926	0926	.	.	.
Gloucester	⑦ a	.	0910
Gloucester	⑦ d
Cam & Dursley	d
Yate	d
Cardiff Central	⑦ d	.	.	0901	.	.	0930	.	.
Newport	d	.	.	0916	.	.	0944	.	.
Severn Tunnel Junction	d	.	.	0927	.	.	0955	.	.
Pilning	d
Patchway	d	.	.	0940
Bristol Parkway	⑦ a	.	.	.	0954	0954	.	.	.
Bristol Parkway	⑦ d	.	.	.	0955	0955	.	1012	.
Filton Abbey Wood	d	.	.	0944	.	.	1010	1016	.
Severn Beach	d	0954
Avonmouth	d	0916	1004
Clifton Down	d	0930	1016
Stapleton Road	d	0939	1025
Lawrence Hill	d	0941
Bristol Temple Meads	⑩ a	0948	.	0951	1004	1005	1018	1024	1032
Weston-super-Mare	a	.	.	1022	.	.	.	1100	.
Taunton	a	.	.	1056	1100
Keynsham	a
Oldfield Park	a
Bath Spa	⑦ a	1034	.	.
Westbury	a	1101	.	.
Train continues to			PAD		NQY		PMH		

SATURDAYS

GREAT MALVERN, CHELTENHAM SPA,
GLOUCESTER AND CARDIFF TO BRISTOL

Operator Notes		GW	XC	GW	GW	XC	GW	GW	GW
Facilities		■ □		■ □		◇ □			
Great Malvern	d
Malvern Link	d
Worcester Foregate St	⑦ d
Worcester Shrub Hill	⑦ d	0910
Ashchurch for Tewkesbury	d	0927
Cheltenham Spa	⑦ a	0936	0952	.	.	1026	.	.	.
Gloucester	⑦ a	0945
Gloucester	⑦ d	0948	1041
Cam & Dursley	d	1001	1056
Yate	d	1014	1110
Cardiff Central	⑦ d	.	.	1000	.	.	1030	.	.
Newport	d	.	.	1015	.	.	1046	.	.
Severn Tunnel Junction	d	.	.	1026
Pilning	d
Patchway	d	.	.	1039
Bristol Parkway	⑦ a	1023	1028	.	.	1054	.	.	1119
Bristol Parkway	⑦ d	1023	1031	.	.	1057	.	1112	1120
Filton Abbey Wood	d	1027	.	1043	.	.	1110	1116	1123
Severn Beach	d
Avonmouth	d	.	.	.	1035
Clifton Down	d	.	.	.	1048
Stapleton Road	d	1031	.	.	1057	.	.	.	1129
Lawrence Hill	d	1033	.	.	1059	.	.	.	1131
Bristol Temple Meads	⑩ a	1039	1042	1050	1107	1109	1118	1124	1135
Weston-super-Mare	a	.	.	1123	.	1129	.	1200	.
Taunton	a	.	1116	1156	.	1200	.	.	.
Keynsham	a	1055	1155
Oldfield Park	a	1103	1203
Bath Spa	⑦ a	1105	1134	.	1205
Westbury	a	1136	1201	.	1236
Train continues to		PLY			PGN		PMH	WEY	

Operator Notes		XC	GW	GW	XC	GW	GW	GW	GW
Facilities		■ □	■ □		■ □	◇ □	■ □		
Great Malvern	d	1057
Malvern Link	d	1100
Worcester Foregate St	⑦ d	1110
Worcester Shrub Hill	⑦ d	1113
Ashchurch for Tewkesbury	d	1129
Cheltenham Spa	d	1052	.	.	1126	.	.	.	1138
Gloucester	⑦ a	1147
Gloucester	⑦ d	1150
Cam & Dursley	d	1203
Yate	d	1216
Cardiff Central	⑦ d	.	.	1100	.	1130	.	.	.
Newport	d	.	.	1115	.	1144	.	.	.
Severn Tunnel Junction	d	.	.	1126
Pilning	d
Patchway	d	.	.	1139
Bristol Parkway	⑦ a	1123	.	.	1154	.	.	.	1225
Bristol Parkway	⑦ d	1127	.	.	1155	.	1212	.	1225
Filton Abbey Wood	d	.	.	1143	.	1210	1216	.	1229
Severn Beach	d	1154	.
Avonmouth	d	.	1116	1204	.
Clifton Down	d	.	1130	1216	.
Stapleton Road	d	.	1138	1225	.
Lawrence Hill	d	.	1140	1227	.
Bristol Temple Meads	⑩ a	1138	1146	1152	1205	1218	1224	1234	1238
Weston-super-Mare	a	.	.	1220	.	.	1300	.	.
Taunton	a	1216	.	1255
Keynsham	a	1249
Oldfield Park	a	1256
Bath Spa	⑦ a	1234	.	.	1259
Westbury	a	1301	.	.	1326
Train continues to		PLY			PMH			BTN	

SATURDAYS

GREAT MALVERN, CHELTENHAM SPA,
GLOUCESTER AND CARDIFF TO BRISTOL

Operator Notes		XC	GW	XC	GW	GW	GW	GW	XC F
Facilities		■	■	■	■	◇			■
Great Malvern	d
Malvern Link	d
Worcester Foregate St	⑦ d
Worcester Shrub Hill	⑦ d
Ashchurch for Tewkesbury	d
Cheltenham Spa	d	1152	.	1226	1252
Gloucester	⑦ a
Gloucester	⑦ d	1241	.
Cam & Dursley	d	1254	.
Yate	d	1307	.
Cardiff Central	⑦ d	.	1200	.	.	1230	.	.	.
Newport	d	.	1215	.	.	1244	.	.	.
Sewern Tunnel Junction	d	.	1226
Pilning	d
Patchway	d	.	1239
Bristol Parkway	⑦ a	1229	.	1254	.	.	.	1316	1321
Bristol Parkway	⑦ d	1230	.	1255	.	.	1312	1317	1323
Filton Abbey Wood	d	.	1243	.	.	1310	1316	1321	.
Sewern Beach	d
Avonmouth	d	.	.	.	1235
Clifton Down	d	.	.	.	1249
Stapleton Road	d	.	.	.	1258	.	.	1327	.
Lawrence Hill	d	.	.	.	1300	.	.	1329	.
Bristol Temple Meads	⑩ a	1241	1251	1304	1309	1318	1324	1333	1333
Weston-super-Mare	a	.	1320	.	.	.	1400	.	.
Taunton	a	1316	1357	1416
Keynsham	a
Oldfield Park	a
Bath Spa	⑦ a	1334	.	.	.
Westbury	a	1401	.	.	.
Train continues to		PLY				PMH			PLY

Operator Notes		GW	GW	GW D	GW C	XC	GW	GW	GW
Facilities						■	◇		
Great Malvern	d
Malvern Link	d
Worcester Foregate St	⑦ d	.	.	1241	1241
Worcester Shrub Hill	⑦ d	.	.	1258	1258
Ashchurch for Tewkesbury	d	.	.	1314	1314
Cheltenham Spa	d	.	.	1323	1323	1329	.	.	.
Gloucester	⑦ a	.	.	1335	1335
Gloucester	⑦ d	.	.	1342	1342
Cam & Dursley	d	.	.	└	└
Yate	d
Cardiff Central	⑦ d	.	1300	.	.	.	1330	.	.
Newport	d	.	1315	.	.	.	1344	.	.
Sewern Tunnel Junction	d	.	1326
Pilning	d
Patchway	d	.	1339
Bristol Parkway	⑦ a	1357	.	.	.
Bristol Parkway	⑦ d	1358	.	1412	.
Filton Abbey Wood	d	.	1343	.	.	.	1410	1416	.
Sewern Beach	d	1354
Avonmouth	d	1316	1404
Clifton Down	d	1330	1416
Stapleton Road	d	1339	1425
Lawrence Hill	d	1341
Bristol Temple Meads	⑩ a	1346	1352	.	.	1407	1418	1424	1432
Weston-super-Mare	a	.	1425	1501	.
Taunton	a	.	1458
Keynsham	a
Oldfield Park	a
Bath Spa	⑦ a	1434	.	.
Westbury	a	1501	.	.
Train continues to				WEY	WEY		PMH		

SATURDAYS

GREAT MALVERN, CHELTENHAM SPA,
GLOUCESTER AND CARDIFF TO BRISTOL

Operator		GW	GW	XC	GW	GW	GW	XC	XC
Notes		D	C	G	D	C		C	D
Facilities				■ □				■ □	■ □
Great Malvern	d
Malvern Link	d
Worcester Foregate St	⑦ d
Worcester Shrub Hill	⑦ d
Ashchurch for Tewkesbury	d
Cheltenham Spa	d	.	.	1352	.	.	.	1426	1426
Gloucester	⑦ a	←	←
Gloucester	⑦ d	1342	1342
Cam & Dursley	d	1356	1356
Yate	d	1411	1411
Cardiff Central	⑦ d	1400	.	.
Newport	d	1415	.	.
Severn Tunnel Junction	d	1426	.	.
Pilning	d
Patchway	d	1439	.	.
Bristol Parkway	⑦ a	1419	1419	1423	.	.	.	1457	1457
Bristol Parkway	⑦ d	1420	1420	1426	←	←	.	1458	1459
Filton Abbey Wood	d	1424	1424	.	1424	1424	1443	.	.
Severn Beach	d	←	←
Avonmouth	d
Clifton Down	d
Stapleton Road	d	.	.	.	1429	1429	.	.	.
Lawrence Hill	d	.	.	.	1432	1432	.	.	.
Bristol Temple Meads	⑩ a	.	.	1435	1436	1436	1451	1507	1508
Weston-super-Mare	a	1520	.	.
Taunton	a	.	.	1516	.	.	1600c	1540	1542
Keynsham	a	.	.	.	1449	1455	.	.	.
Oldfield Park	a	.	.	.	1457	1503	.	.	.
Bath Spa	⑦ a	.	.	.	1459	1505	.	.	.
Westbury	a	.	.	.	1532	1537	.	.	.
Train continues to		WEY	WEY	PLY	WEY	WEY		EXD	PGN

Operator		GW	GW	GW	GW	XC	GW	GW	XC
Notes						E			
Facilities			◇			■ □			■ □
Great Malvern	d
Malvern Link	d
Worcester Foregate St	⑦ d
Worcester Shrub Hill	⑦ d
Ashchurch for Tewkesbury	d
Cheltenham Spa	d	1452	.	.	1526
Gloucester	⑦ a
Gloucester	⑦ d	.	.	.	1441
Cam & Dursley	d	.	.	.	1456
Yate	d	.	.	.	1510
Cardiff Central	⑦ d	.	1430	1500	.
Newport	d	.	1445	1515	.
Severn Tunnel Junction	d	1526	.
Pilning	d	1534	.
Patchway	d	1541	.
Bristol Parkway	⑦ a	.	.	.	1519	1523	.	.	1554
Bristol Parkway	⑦ d	.	.	1512	1519	1528	.	.	1555
Filton Abbey Wood	d	.	1510	1516	1523	.	.	1546	.
Severn Beach	d
Avonmouth	d	1435	1516	.	.
Clifton Down	d	1448	1531	.	.
Stapleton Road	d	1458	.	.	1527	.	1540	.	.
Lawrence Hill	d	1500	.	.	1529	.	1542	.	.
Bristol Temple Meads	⑩ a	1509	1518	1524	1534	1538	1550	1553	1604
Weston-super-Mare	a	.	.	1600	.	.	.	1622	.
Taunton	a	1615	.	1656	.
Keynsham	a	.	.	.	1550
Oldfield Park	a	.	.	.	1558
Bath Spa	⑦ a	.	1534	.	1600
Westbury	a	.	1601	.	1633
Train continues to			PMH			PLY			

SATURDAYS

GREAT MALVERN, CHELTENHAM SPA,
GLOUCESTER AND CARDIFF TO BRISTOL

Operator		GW	GW	GW	GW	XC	GW	XC	XC	GW
Notes								D	C	
Facilities		◇				■	□	■	□	■
Great Malvern	d	*	*	*	1450	*	*	*	*	*
Malvern Link	d	*	*	*	1453	*	*	*	*	*
Worcester Foregate St	⑦ d	*	*	*	1503	*	*	*	*	*
Worcester Shrub Hill	⑦ d	*	*	*	1507	*	*	*	*	*
Ashchurch for Tewkesbury	d	*	*	*	1525	*	*	*	*	*
Cheltenham Spa	d	*	*	*	1535	1552	*	1626	1626	*
Gloucester	⑦ a	*	*	*	1544	*	*	*	*	*
Gloucester	⑦ d	*	*	*	1547	*	*	*	*	*
Cam & Dursley	d	*	*	*	1602	*	*	*	*	*
Yate	d	*	*	*	1615	*	*	*	*	*
Cardiff Central	⑦ d	1530	*	*	*	*	1600	*	*	*
Newport	d	1544	*	*	*	*	1615	*	*	*
Severn Tunnel Junction	d	*	*	*	*	*	1626	*	*	*
Pilning	d	*	*	*	*	*	*	*	*	*
Patchway	d	*	*	*	*	*	1639	*	*	*
Bristol Parkway	⑦ a	*	*	*	1624	1628	*	1654	1654	*
Bristol Parkway	⑦ d	*	1612	*	1624	1630	*	1655	1655	*
Filton Abbey Wood	d	1610	1616	*	1628	*	1643	*	*	*
Severn Beach	d	*	*	1554	*	*	*	*	*	*
Avonmouth	d	*	*	1604	*	*	*	*	*	1635
Clifton Down	d	*	*	1616	*	*	*	*	*	1648
Stapleton Road	d	*	*	1625	1633	*	*	*	*	1656
Lawrence Hill	d	*	*	*	1635	*	*	*	*	1658
Bristol Temple Meads	⑩ a	1618	1624	1632	1639	1640	1650	1704	1704	1705
Weston-super-Mare	a	*	1700	*	*	*	1721	*	*	*
Taunton	a	*	*	*	*	1716	1758	*	1739	*
Keynsham	a	*	*	*	1655	*	*	*	*	*
Oldfield Park	a	*	*	*	1703	*	*	*	*	*
Bath Spa	⑦ a	1634	*	*	1705	*	*	*	*	*
Westbury	a	1701	*	*	1736	*	*	*	*	*
Train continues to		PMH			WEY	PNZ			PGN	

Operator		GW	GW	GW	XC	GW	GW	GW	XC	GW
Notes										
Facilities		□			■	□			■	□
Great Malvern	d	*	*	*	*	*	*	*	*	*
Malvern Link	d	*	*	*	*	*	*	*	*	*
Worcester Foregate St	⑦ d	*	*	*	*	*	*	*	*	*
Worcester Shrub Hill	⑦ d	*	*	*	*	*	*	*	*	*
Ashchurch for Tewkesbury	d	*	*	*	*	*	*	*	*	*
Cheltenham Spa	d	*	*	*	1652	*	*	*	1726	*
Gloucester	⑦ a	*	*	*	*	*	*	*	*	*
Gloucester	⑦ d	*	*	1642	*	*	*	*	*	*
Cam & Dursley	d	*	*	1656	*	*	*	*	*	*
Yate	d	*	*	1711	*	*	*	*	*	*
Cardiff Central	⑦ d	1630	*	*	*	*	*	1700	*	1730
Newport	d	1644	*	*	*	*	*	1715	*	1744
Severn Tunnel Junction	d	1655	*	*	*	*	*	1726	*	1755
Pilning	d	*	*	*	*	*	*	*	*	*
Patchway	d	*	*	*	*	*	*	1739	*	*
Bristol Parkway	⑦ a	*	*	1719	1723	*	*	*	1754	*
Bristol Parkway	⑦ d	*	1712	1720	1726	←	*	*	1755	*
Filton Abbey Wood	d	1710	1716	1723	*	1723	*	1743	*	1810
Severn Beach	d	*	*	←	*	*	*	*	*	*
Avonmouth	d	*	*	*	*	*	1716	*	*	*
Clifton Down	d	*	*	*	*	*	1731	*	*	*
Stapleton Road	d	*	*	*	*	1729	1740	*	*	*
Lawrence Hill	d	*	*	*	*	1731	1742	*	*	*
Bristol Temple Meads	⑩ a	1718	1724	*	1735	1736	1749	1752	1804	1818
Weston-super-Mare	a	*	1803	*	*	*	*	1821	*	*
Taunton	a	*	*	*	1816	*	*	1856	*	*
Keynsham	a	*	*	*	*	1755	*	*	*	*
Oldfield Park	a	*	*	*	*	1803	*	*	*	*
Bath Spa	⑦ a	1734	*	*	*	1805	*	*	*	1834
Westbury	a	1801	*	*	*	1836	*	*	*	1901
Train continues to		PMH		WEY	PNZ	WEY				PMH

SATURDAYS

GREAT MALVERN, CHELTENHAM SPA,
GLOUCESTER AND CARDIFF TO BRISTOL

Operator Notes Facilities		GW	GW	GW	XC H	GW	XC	GW	GW	GW
					■ □		■ □		◇	
Great Malvern	d	*	*	1650		*	*	*	*	*
Malvern Link	d	*	*	1653		*	*	*	*	*
Worcester Foregate St	⑦ d	*	*	1704		*	*	*	*	*
Worcester Shrub Hill	⑦ d	*	*	1708		*	*	*	*	*
Ashchurch for Tewkesbury	d	*	*	1725		*	*	*	*	*
Cheltenham Spa	d	*	*	1735	1752		1826	*	*	*
Gloucester	⑦ a	*	*	1744		*	*	*	*	*
Gloucester	⑦ d	*	*	1748		*	*	*	*	1841
Cam & Dursley	d	*	*	1802		*	*	*	*	1856
Yate	d	*	*	1816		*	*	*	*	1910
Cardiff Central	⑦ d	*	*	*	*	1800	*	1830	*	*
Newport	d	*	*	*	*	1815	*	1844	*	*
Severn Tunnel Junction	d	*	*	*	*	1826	*	*	*	*
Pilning	d	*	*	*	*	*	*	*	*	*
Patchway	d	*	*	*	*	1839	*	*	*	*
Bristol Parkway	⑦ a	*	*	1824	1828	*	1854	*	*	1919
Bristol Parkway	⑦ d	1812	*	1825	1831	*	1855	*	1912	1920
Filton Abbey Wood	d	1816	*	1828	*	1843	*	1910	1916	1924
Severn Beach	d	*	1754	*	*	*	*	*	*	*
Avonmouth	d	*	1804	*	*	*	*	*	*	*
Clifton Down	d	*	1816	*	*	*	*	*	*	*
Stapleton Road	d	*	1825	1834	*	*	*	*	1920	*
Lawrence Hill	d	*	1827	1837	*	*	*	*	1922	*
Bristol Temple Meads	⑩ a	1824	1835	1840	1840	1850	1905	1918	1926	1932
Weston-super-Mare	a	1900	*	*	*	1922	*	*	*	*
Taunton	a	*	*	*	1916	1957	*	*	*	*
Keynsham	a	*	*	1855	*	*	*	*	*	1955
Oldfield Park	a	*	*	1903	*	*	*	*	*	2003
Bath Spa	⑦ a	*	*	1905	*	*	*	1934	*	2005
Westbury	a	*	*	1936	*	*	*	2001	*	2036
Train continues to					PLY			PMH		FRO

Operator Notes Facilities		GW	XC	GW	XC	GW	GW	GW	GW	XC
			■ □		■ □		◇			■ □
Great Malvern	d	*	*	*	*	*	*	*	1850	*
Malvern Link	d	*	*	*	*	*	*	*	1853	*
Worcester Foregate St	⑦ d	*	*	*	*	*	*	*	1905	*
Worcester Shrub Hill	⑦ d	*	*	*	*	*	*	*	1908	*
Ashchurch for Tewkesbury	d	*	*	*	*	*	*	*	1925	*
Cheltenham Spa	d	*	1852	*	1926	*	*	*	1935	1952
Gloucester	⑦ a	*	*	*	*	*	*	*	1945	*
Gloucester	⑦ d	*	*	*	*	*	*	*	1948	*
Cam & Dursley	d	*	*	*	*	*	*	*	2002	*
Yate	d	*	*	*	*	*	*	*	2016	*
Cardiff Central	⑦ d	*	*	1900	*	1930	*	*	*	*
Newport	d	*	*	1915	*	1944	*	*	*	*
Severn Tunnel Junction	d	*	*	1926	*	*	*	*	*	*
Pilning	d	*	*	*	*	*	*	*	*	*
Patchway	d	*	*	1939	*	*	*	*	*	*
Bristol Parkway	⑦ a	*	1922	*	1954	*	*	*	2025	2029
Bristol Parkway	⑦ d	*	1926	*	1955	*	*	2015	2026	2032
Filton Abbey Wood	d	*	*	1943	2017e	2010	*	2019	2029	*
Severn Beach	d	1853	*	*	*	*	1947	*	*	*
Avonmouth	d	1903	*	*	*	*	1957	*	*	*
Clifton Down	d	1916	*	*	*	*	2009	*	*	*
Stapleton Road	d	1925	*	*	*	*	2018	2023	*	*
Lawrence Hill	d	1927	*	*	*	*	2020	2025	*	*
Bristol Temple Meads	⑩ a	1937	1938	1950	2005	2018	2026	2030	2037	2041
Weston-super-Mare	a	*	*	2022	*	*	*	*	*	*
Taunton	a	*	2016	2057	*	*	*	*	*	2116
Keynsham	a	*	*	*	*	*	*	*	*	*
Oldfield Park	a	*	*	*	*	*	*	*	*	*
Bath Spa	⑦ a	*	*	*	*	2034	*	*	*	*
Westbury	a	*	*	*	*	2101	*	*	*	*
Train continues to			PLY		CDF	PMH				PLY

SATURDAYS

GREAT MALVERN, CHELTENHAM SPA,
GLOUCESTER AND CARDIFF TO BRISTOL

Operator		GW	GW	XC	XC	GW	XC	GW	GW	GW
Notes			A	D	C					
Facilities				■	■	◇	■			
Great Malvern	d	*	*	*	*	*	*	*	*	*
Malvern Link	d	*	*	*	*	*	*	*	*	*
Worcester Foregate St	⑦ d	*	*	*	*	*	*	*	*	*
Worcester Shrub Hill	⑦ d	*	*	*	*	*	*	*	*	*
Ashchurch for Tewkesbury	d	*	*	*	*	*	*	*	*	*
Cheltenham Spa	d	*	2002	2026	2026	*	2052	*	2102	*
Gloucester	⑦ a	*	2012	*	*	*	*	*	2112	*
Gloucester	⑦ d	*	2014	*	*	*	*	*	2114	*
Cam & Dursley	d	*	*	*	*	*	*	*	2129	*
Yate	d	*	*	*	*	*	*	*	2143	*
Cardiff Central	⑦ d	1954	*	*	*	2030	*	2100	*	*
Newport	d	2010	*	*	*	2044	*	2115	*	*
Severn Tunnel Junction	d	2021	*	*	*	*	*	2126	*	*
Pilning	d	*	*	*	*	*	*	*	*	*
Patchway	d	2034	*	*	*	*	*	2139	*	*
Bristol Parkway	⑦ a	*	*	2054	2054	*	2120	*	2152	*
Bristol Parkway	⑦ d	*	*	2055	2055	*	2125	*	2152	*
Filton Abbey Wood	d	2039	*	*	*	2108	*	2143	2156	*
Severn Beach	d	*	*	*	*	*	*	*	*	2131
Avonmouth	d	*	*	*	*	*	*	*	*	2141
Clifton Down	d	*	*	*	*	*	*	*	*	2154
Stapleton Road	d	*	*	*	*	*	*	*	*	2202
Lawrence Hill	d	*	*	*	*	*	*	*	*	2204
Bristol Temple Meads	⑩ a	2049	*	2104	2104	2116	2134	2152	2207	2210
Weston-super-Mare	a	*	*	*	*	*	*	*	*	*
Taunton	a	*	*	*	2140	*	2216	*	*	*
Keynsham	a	*	*	*	*	*	*	2208	*	*
Oldfield Park	a	*	*	*	*	*	*	2216	*	*
Bath Spa	⑦ a	*	*	*	*	2134	*	2218	*	*
Westbury	a	*	2150	*	*	2201	*	2249	*	*
Train continues to					PLY	PMH	PLY			

Operator		XC	XC	GW	GW	GW	GW	GW	GW
Notes									
Facilities		■	■						◇
Great Malvern	d	*	*	*	2112	*	*	*	*
Malvern Link	d	*	*	*	2115	*	*	*	*
Worcester Foregate St	⑦ d	*	*	*	2125	*	*	*	*
Worcester Shrub Hill	⑦ d	*	*	*	2132	*	*	2225	*
Ashchurch for Tewkesbury	d	*	*	*	2151	*	*	2241	*
Cheltenham Spa	d	2126	2152	*	2202	*	*	2251	*
Gloucester	⑦ a	*	2202	*	2212	*	*	2301	*
Gloucester	⑦ d	*	2206	*	*	*	*	*	*
Cam & Dursley	d	*	*	*	*	*	*	*	*
Yate	d	*	*	*	*	*	*	*	*
Cardiff Central	⑦ d	*	*	*	*	2200	*	*	2247
Newport	d	*	*	*	*	2215	*	*	2303
Severn Tunnel Junction	d	*	*	*	*	2235	*	*	*
Pilning	d	*	*	*	*	*	*	*	*
Patchway	d	*	*	*	*	2248	*	*	*
Bristol Parkway	⑦ a	2157	2233	*	*	*	*	*	*
Bristol Parkway	⑦ d	2200	2234	*	*	*	*	*	*
Filton Abbey Wood	d	*	*	*	*	2252	*	*	*
Severn Beach	d	*	*	*	*	*	2254	*	*
Avonmouth	d	*	*	2216	*	*	2304	*	*
Clifton Down	d	*	*	2233	*	*	2316	*	*
Stapleton Road	d	*	*	2241	*	*	2325	*	*
Lawrence Hill	d	*	*	2243	*	*	2327	*	*
Bristol Temple Meads	⑩ a	2212	2243	2250	*	2300	2333	*	2343
Weston-super-Mare	a	*	*	*	*	*	*	*	*
Taunton	a	*	*	*	*	*	*	*	*
Keynsham	a	*	*	*	*	*	*	*	*
Oldfield Park	a	*	*	*	*	*	*	*	*
Bath Spa	⑦ a	*	*	*	*	*	*	*	*
Westbury	a	*	*	*	*	*	*	*	*
Train continues to									

SUNDAYS

**GREAT MALVERN, CHELTENHAM SPA,
GLOUCESTER AND CARDIFF TO BRISTOL**

Operator		GW	GW	GW	GW	XC	GW	GW	GW	XC
Notes									J	
Facilities		◇	◇			■ □	◇			■ □
Great Malvern	d
Malvern Link	d
Worcester Foregate St	⑦ d
Worcester Shrub Hill	⑦ d
Ashchurch for Tewkesbury	d
Cheltenham Spa	d	.	.	.	1004	1010	.	.	.	1110
Gloucester	⑦ a	.	.	.	1014	.	.	←	.	.
Gloucester	⑦ d	.	.	.	1016	.	.	1016	.	.
Cam & Dursley	d	.	.	.	└	.	.	1031	.	.
Yate	d	1045	.	.
Cardiff Central	⑦ d	0810	0908	.	.	.	1008	.	.	.
Newport	d	0828	0926	.	.	.	1022	.	.	.
Severn Tunnel Junction	d	0845	0944	.	.	.	1039	.	.	.
Patchway	d	.	0957
Bristol Parkway	⑦ a	1038	.	1054	.	1138
Bristol Parkway	⑦ d	1040	.	1055	.	1140
Filton Abbey Wood	d	0900	1000	.	.	.	1054	1058	.	.
Severn Beach	d	.	.	0942
Avonmouth	d	.	.	0952	1052	.
Clifton Down	d	.	.	1005	1104	.
Stapleton Road	d	.	.	1015	1113	.
Lawrence Hill	d	.	.	1017	1115	.
Bristol Temple Meads	⑩ a	0908	1012	1021	.	1049	1103	1107	1120	1149
Weston-super-Mare	a	.	.	1051	.	.	.	1141	.	.
Taunton	a	.	.	1124	.	1129	.	1213	.	1226
Keynsham	a	0921	1116	.	.	.
Oldfield Park	a	0928	1123	.	.	.
Bath Spa	⑦ a	0931	1026	.	.	.	1126	.	.	.
Westbury	a	0959	1058	.	.	.	1154	.	.	.
Train continues to		PMH	PMH			PNZ	BTN			PLY

Operator		GW	GW	GW	GW	XC	GW	GW	GW	GW
Notes		K		J			K			J
Facilities			◇			■ □		◇		
Great Malvern	d
Malvern Link	d
Worcester Foregate St	⑦ d
Worcester Shrub Hill	⑦ d	.	.	.	1138
Ashchurch for Tewkesbury	d	.	.	.	1153
Cheltenham Spa	d	.	.	.	1203	1210
Gloucester	⑦ a	.	.	.	1214	.	.	.	←	.
Gloucester	⑦ d	.	.	.	1218	.	.	.	1218	.
Cam & Dursley	d	.	.	.	└	.	.	.	1233	.
Yate	d	1248	.
Cardiff Central	⑦ d	.	1108	1208	.	.
Newport	d	.	1122	1221	.	.
Severn Tunnel Junction	d	.	1139	1239	.	.
Patchway	d	1252	.	.
Bristol Parkway	⑦ a	1238	.	.	1256	.
Bristol Parkway	⑦ d	1240	.	.	1258	.
Filton Abbey Wood	d	.	1154	1254	1301	.
Severn Beach	d	1112	1212	.	.	.
Avonmouth	d	1122	.	1152	.	.	1222	.	.	1252
Clifton Down	d	1142	.	1204	.	.	1241	.	.	1304
Stapleton Road	d	1151	.	1213	.	.	1252	.	.	1313
Lawrence Hill	d	1153	.	1215	.	.	1254	.	.	1315
Bristol Temple Meads	⑩ a	1157	1203	1220	.	1249	1258	1304	1310	1320
Weston-super-Mare	a
Taunton	a	1326
Keynsham	a	.	1217	1317	.	.
Oldfield Park	a	.	1224	1324	.	.
Bath Spa	⑦ a	.	1226	1327	.	.
Westbury	a	.	1257	1356	.	.
Train continues to			PMH			PLY		BTN		

SUNDAYS

**GREAT MALVERN, CHELTENHAM SPA,
GLOUCESTER AND CARDIFF TO BRISTOL**

Operator		XC	GW	GW	GW	XC	GW	GW	XC	GW
Notes			K		J		K			J
Facilities		■	□	◇		■	□	◇	■	□
Great Malvern	d
Malvern Link	d
Worcester Foregate St	⑦ d
Worcester Shrub Hill	⑦ d
Ashchurch for Tewkesbury	d
Cheltenham Spa	d	1252	.	.	.	1352	.	.	1426	.
Gloucester	⑦ a
Gloucester	⑦ d
Cam & Dursley	d
Yate	d
Cardiff Central	⑦ d	.	.	1308	.	.	.	1408	.	.
Newport	d	.	.	1322	.	.	.	1425	.	.
Severn Tunnel Junction	d	.	.	1339	.	.	.	1439	.	.
Patchway	d
Bristol Parkway	⑦ a	1320	.	.	.	1420	.	.	1454	.
Bristol Parkway	⑦ d	1325	.	.	.	1424	.	.	1455	.
Filton Abbey Wood	d	.	.	1354	.	.	.	1454	.	.
Severn Beach	d	.	1312	.	.	.	1412	.	.	.
Avonmouth	d	.	1322	.	1352	.	1422	.	.	1452
Clifton Down	d	.	1337	.	1404	.	1437	.	.	1504
Stapleton Road	d	.	1346	.	1413	.	1448	.	.	1513
Lawrence Hill	d	.	1348	.	1415	.	1450	.	.	1515
Bristol Temple Meads	⑩ a	1334	1354	1403	1420	1433	1454	1503	1504	1520
Weston-super-Mare	a
Taunton	a	1416	.	.	.	1515
Keynsham	a	.	.	1417	.	.	.	1517	.	.
Oldfield Park	a	.	.	1424	.	.	.	1523	.	.
Bath Spa	⑦ a	.	.	1426	.	.	.	1527	.	.
Westbury	a	.	.	1458	.	.	.	1554	.	.
Train continues to		PLY		PMH		PLY		PMH		

Operator		XC	GW	GW	GW	XC	GW	GW	XC	GW
Notes			K					J		K
Facilities		■	□	◇		■	□	◇	■	□
Great Malvern	d
Malvern Link	d
Worcester Foregate St	⑦ d
Worcester Shrub Hill	⑦ d	.	.	.	1436
Ashchurch for Tewkesbury	d	.	.	.	1451
Cheltenham Spa	d	1452	.	.	1501	1526	.	.	1552	.
Gloucester	⑦ a	.	.	.	1510
Gloucester	⑦ d	.	.	.	1512
Cam & Dursley	d	.	.	.	1527
Yate	d	.	.	.	1541
Cardiff Central	⑦ d	.	.	1508
Newport	d	.	.	1521
Severn Tunnel Junction	d	.	.	1539
Patchway	d	.	.	1552
Bristol Parkway	⑦ a	1520	.	.	1551	1556	←	.	1620	.
Bristol Parkway	⑦ d	1525	.	.	1602	1558	1602	.	1623	.
Filton Abbey Wood	d	.	.	1554	↵	.	1605	.	.	.
Severn Beach	d	.	1512	1612
Avonmouth	d	.	1522	1552	.	1622
Clifton Down	d	.	1537	1604	.	1637
Stapleton Road	d	.	1546	1613	.	1648
Lawrence Hill	d	.	1548	1615	.	1650
Bristol Temple Meads	⑩ a	1534	1554	1604	.	1609	1613	1620	1632	1654
Weston-super-Mare	a	1701	.	.	.
Taunton	a	1616	.	.	.	1644	.	.	1718	.
Keynsham	a
Oldfield Park	a
Bath Spa	⑦ a	.	.	1626
Westbury	a	.	.	1658
Train continues to		PLY		PMH		PGN			PNZ	

SUNDAYS

**GREAT MALVERN, CHELTENHAM SPA,
GLOUCESTER AND CARDIFF TO BRISTOL**

Operator Notes		GW	XC	GW J	GW	XC	GW K	GW	GW	XC
Facilities		◇	■_CP	◇	■_CP	◇	◇	◇		■_CP
Great Malvern →	d	*	*	*	*	*	*	*	*	*
Malvern Link	d	*	*	*	*	*	*	*	*	*
Worcester Foregate St → ⑦	d	*	*	*	*	*	*	*	*	*
Worcester Shrub Hill → ⑦	d	*	*	*	*	*	*	*	1637	*
Ashchurch for Tewkesbury	d	*	*	*	*	*	*	*	1653	*
Cheltenham Spa →	d	*	1628	*	*	1652	*	*	1703	1726
Gloucester → ⑦	a	*	*	*	*	*	*	*	1713	*
Gloucester → ⑦	d	*	*	*	*	*	*	*	1716	*
Cam & Dursley	d	*	*	*	*	*	*	*	1731	*
Yate	d	*	*	*	*	*	*	*	1745	*
Cardiff Central → ⑦	d	1608	*	*	1635	*	*	1708	*	*
Newport →	d	1622	*	*	1649	*	*	1723	*	*
Severn Tunnel Junction	d	1638	*	*	*	*	*	1739	*	*
Patchway	d	*	*	*	*	*	*	*	*	*
Bristol Parkway → ⑦	a	*	1656	*	*	1720	*	*	1753	1758
Bristol Parkway → ⑦	d	*	1657	*	*	1725	*	*	1754	1759
Filton Abbey Wood	d	1654	*	*	1719	*	*	1754	1757	*
Severn Beach	d	*	*	*	*	*	1712	*	*	*
Avonmouth	d	*	*	1652	*	*	1722	*	*	*
Clifton Down	d	*	*	1707	*	*	1735	*	*	*
Stapleton Road	d	*	*	1716	*	*	1744	*	*	*
Lawrence Hill	d	*	*	1718	*	*	1746	*	*	*
Bristol Temple Meads → ⑩	a	1703	1707	1722	1728	1734	1749	1802	1806	1810
Weston-super-Mare →	a	*	*	*	*	*	*	*	*	*
Taunton →	a	*	*	*	*	1818	*	*	*	*
Keynsham	a	1717	*	*	1741	*	*	1816	*	*
Oldfield Park	a	1724	*	*	1748	*	*	1823	*	*
Bath Spa → ⑦	a	1726	*	*	1751	*	*	1826	*	*
Westbury	a	1754	*	*	1819	*	*	1854	*	*
Train continues to		PMH			BTN	PLY		PMH		

Operator Notes		GW	XC	GW J	GW J	GW	XC	GW K	XC	GW J
Facilities		■_CP	◇	◇	■_CP	◇	■_CP	◇	■_CP	■_CP
Great Malvern →	d	*	*	*	*	*	*	*	*	*
Malvern Link	d	*	*	*	*	*	*	*	*	*
Worcester Foregate St → ⑦	d	*	*	*	*	*	*	*	*	*
Worcester Shrub Hill → ⑦	d	*	*	*	*	*	*	*	*	*
Ashchurch for Tewkesbury	d	*	*	*	*	*	*	*	*	*
Cheltenham Spa →	d	*	1752	*	*	*	1826	*	1852	*
Gloucester → ⑦	a	*	*	*	*	*	*	*	*	*
Gloucester → ⑦	d	*	*	*	*	*	*	*	*	*
Cam & Dursley	d	*	*	*	*	*	*	*	*	*
Yate	d	*	*	*	*	*	*	*	*	*
Cardiff Central → ⑦	d	*	*	1740	*	1808	*	*	*	*
Newport →	d	*	*	1754	*	1822	*	*	*	*
Severn Tunnel Junction	d	*	*	*	*	1839	*	*	*	*
Patchway	d	*	*	1822	*	*	*	*	*	*
Bristol Parkway → ⑦	a	*	1820	*	*	*	1854	*	1920	*
Bristol Parkway → ⑦	d	*	1825	*	*	*	1856	*	1925	*
Filton Abbey Wood	d	*	*	1826	*	1853	*	*	*	*
Severn Beach	d	1742	*	*	*	*	*	1841	*	*
Avonmouth	d	1752	*	*	1822	*	*	1852	*	1922
Clifton Down	d	1806	*	*	1837	*	*	1906	*	1934
Stapleton Road	d	1815	*	*	1848	*	*	1915	*	1943
Lawrence Hill	d	1817	*	*	1850	*	*	1917	*	1945
Bristol Temple Meads → ⑩	a	1822	1834	1839	1854	1904	1908	1921	1934	1951
Weston-super-Mare →	a	*	*	*	1939	*	*	*	*	*
Taunton →	a	*	1917	*	2011	*	*	*	2015	*
Keynsham	a	*	*	*	*	1917	*	*	*	*
Oldfield Park	a	*	*	*	*	1922	*	*	*	*
Bath Spa → ⑦	a	*	*	1857	*	1926	*	*	*	*
Westbury	a	*	*	1926	*	1955	*	*	*	*
Train continues to			PNZ	PMH		PMH			PLY	

SUNDAYS

**GREAT MALVERN, CHELTENHAM SPA,
GLOUCESTER AND CARDIFF TO BRISTOL**

Operator Notes Facilities		GW	GW	XC L	GW K	XC	GW	XC	GW	XC
		◇		■ □		■ □		■	◇	■ □
Great Malvern →	d	*	*	*	*	*	*	*	*	*
Malvern Link	d	*	*	*	*	*	*	*	*	*
Worcester Foregate St → ⑦	d	*	*	*	*	*	*	*	*	*
Worcester Shrub Hill → ⑦	d	*	1840	*	*	*	*	*	*	*
Ashchurch for Tewkesbury	d	*	1856	*	*	*	*	*	*	*
Cheltenham Spa →	d	*	1906	1926	*	1952	*	2026	*	2052
Gloucester → ⑦	a	*	1916	*	*	*	*	*	*	*
Gloucester → ⑦	d	*	1919	*	*	*	*	*	*	*
Cam & Dursley	d	*	1935	*	*	*	*	*	*	*
Yate	d	*	1949	*	*	*	*	*	*	*
Cardiff Central → ⑦	d	1908	*	*	*	*	*	*	2018	*
Newport →	d	1922	*	*	*	*	*	*	2033	*
Severn Tunnel Junction	d	1939	*	*	*	*	*	*	2050	*
Patchway	d	*	*	*	*	*	*	*	*	*
Bristol Parkway → ⑦	a	*	1957	2003	*	2020	*	2054	*	2120
Bristol Parkway → ⑦	d	*	1958	2004	*	2025	*	2055	*	2125
Filton Abbey Wood	d	1954	2001	*	*	*	*	*	2104	*
Severn Beach	d	*	*	*	1942	*	*	*	*	*
Avonmouth	d	*	*	*	1952	*	2022	*	*	*
Clifton Down	d	*	*	*	2005	*	2034	*	*	*
Stapleton Road	d	*	*	*	2016	*	2043	*	*	*
Lawrence Hill	d	*	*	*	2018	*	2045	*	*	*
Bristol Temple Meads → ⑩	a	2007	2010	2013	2021	2034	2049	2104	2112	2134
Weston-super-Mare →	a	*	*	2036	2057	*	*	*	*	*
Taunton →	a	*	*	2057	2131c	2116	*	*	*	2215
Keynsham	a	*	*	*	*	*	*	*	*	*
Oldfield Park	a	*	*	*	*	*	*	*	*	*
Bath Spa → ⑦	a	2027	*	*	*	*	*	*	2137	*
Westbury	a	2058	*	*	*	*	*	*	2204	*
Train continues to		PMH		PGN		PLY			PMH	PLY

Operator Notes Facilities		GW	GW	XC	GW	XC	XC	GW	XC	GW
				■		■	■		■	
Great Malvern →	d	*	*	*	*	*	*	*	*	*
Malvern Link	d	*	*	*	*	*	*	*	*	*
Worcester Foregate St → ⑦	d	*	*	*	*	*	*	*	*	*
Worcester Shrub Hill → ⑦	d	*	2038	*	*	*	*	*	*	*
Ashchurch for Tewkesbury	d	*	2054	*	*	*	*	*	*	*
Cheltenham Spa →	d	*	2103	2126	*	2153	2226	*	2252	*
Gloucester → ⑦	a	*	2113	*	*	2203	*	*	*	*
Gloucester → ⑦	d	*	2115	*	*	2207	*	*	*	*
Cam & Dursley	d	*	2131	*	*	*	*	*	*	*
Yate	d	*	2145	*	*	*	*	*	*	*
Cardiff Central → ⑦	d	*	*	*	2118	*	*	2210	*	2307
Newport →	d	*	*	*	2132	*	*	2228	*	2323
Severn Tunnel Junction	d	*	*	*	2149	*	*	2243	*	*
Patchway	d	*	*	*	2202	*	*	2256	*	*
Bristol Parkway → ⑦	a	*	2153	2159	*	2233	2254	*	2320	*
Bristol Parkway → ⑦	d	*	2154	2201	*	2235	2255	*	2325	*
Filton Abbey Wood	d	*	2158	*	2209	*	*	2259	*	*
Severn Beach	d	*	*	*	*	*	*	*	*	*
Avonmouth	d	*	*	*	*	*	*	*	*	*
Clifton Down	d	2123	*	*	*	*	*	*	*	*
Stapleton Road	d	2133	*	*	*	*	*	*	*	*
Lawrence Hill	d	2135	*	*	*	*	*	*	*	*
Bristol Temple Meads → ⑩	a	2138	2206	2210	2219	2244	2304	2310	2334	2359
Weston-super-Mare →	a	*	*	*	*	*	*	*	*	*
Taunton →	a	*	*	*	*	*	*	*	*	*
Keynsham	a	*	*	*	*	*	*	*	*	*
Oldfield Park	a	*	*	*	*	*	*	*	*	*
Bath Spa → ⑦	a	*	*	*	*	*	*	2328	*	*
Westbury	a	*	*	*	*	*	*	2354	*	*
Train continues to								WMN		

MONDAYS TO FRIDAYS

BRISTOL TO CARDIFF, GLOUCESTER,
CHELTENHAM SPA AND GREAT MALVERN

Operator Notes Facilities		GW MX	GW	GW	XC	GW	GW	GW	GW
		■	■		□				
Westbury	d
Bath Spa	⑦ d	0118
Oldfield Park	d
Keynsham	d
Taunton	d
Weston-super-Mare	d
Bristol Temple Meads	⑩ d	0137	0445	0514	0520	.	0548	0552	0600
Lawrence Hill	d	.	.	0517	.	.	0551	.	0603
Stapleton Road	d	.	.	0519	.	.	0553	.	0605
Clifton Down	a	.	.	0527	.	.	0601	.	.
Avonmouth	a	.	.	0539	.	.	0612	.	.
Severn Beach	a	.	.	0550
Filton Abbey Wood	d	0602	0611
Bristol Parkway	⑦ a	.	0454	.	0529	.	.	.	0616
Bristol Parkway	⑦ d	.	.	.	0538
Patchway	d	0607	.
Severn Tunnel Junction	a	0618	.
Newport	a	0211s	.	.	0606f	.	.	0635	.
Cardiff Central	⑦ a	0232	.	.	0622	.	.	0651	.
Yate	d
Cam & Dursley	d
Gloucester	⑦ a
Gloucester	⑦ d	0600	.	.	.
Cheltenham Spa	a	0610	.	.	.
Ashchurch for Tewkesbury	a	0619	.	.	.
Worcester Shrub Hill	⑦ a	0639	.	.	.
Worcester Foregate St	⑦ a
Malvern Link	a
Great Malvern	a
Train continues to			PAD						

Operator Notes Facilities		XC	GW	GW	XC	XC	GW	GW	XC
		□	◇		■	□			■
Westbury	d	0558	.
Bath Spa	⑦ d	.	.	.	0610	.	.	0628	.
Oldfield Park	d	0631	.
Keynsham	d	0638	.
Taunton	d	.	0512
Weston-super-Mare	d	.	0546
Bristol Temple Meads	⑩ d	0613	0620	0630	0630	.	.	0651	0700
Lawrence Hill	d	.	0623	0633	.	.	.	0655	.
Stapleton Road	d	.	0626	0635	.	.	.	0657	.
Clifton Down	a	.	.	0643
Avonmouth	a	.	.	0656
Severn Beach	a	.	.	0707
Filton Abbey Wood	d	.	0631	0703	.
Bristol Parkway	⑦ a	0622	.	.	0638	.	.	.	0708
Bristol Parkway	⑦ d	0624	.	.	0640	.	.	.	0710
Patchway	d	.	0636
Severn Tunnel Junction	a	.	0650	0715	.
Newport	a	.	0701	0725	.
Cardiff Central	⑦ a	.	0719	0741	.
Yate	d
Cam & Dursley	d
Gloucester	⑦ a	0702
Gloucester	⑦ d	0707	.	.	.	0707	0714	.	.
Cheltenham Spa	a		.	.	0709	0716	0724	.	0739
Ashchurch for Tewkesbury	a	0724	0733	.	.
Worcester Shrub Hill	⑦ a	0753	.	.
Worcester Foregate St	⑦ a	0756	.	.
Malvern Link	a	0805	.	.
Great Malvern	a	0809	.	.
Train continues to		SSD			GLC	SSD			MAN

MONDAYS TO FRIDAYS

**BRISTOL TO CARDIFF, GLOUCESTER,
CHELTENHAM SPA AND GREAT MALVERN**

Operator Notes		GW	GW	GW	XC	GW	GW	GW	XC
Facilities		■			■		◇	■	
Westbury	d	0641	.	0655	.
Bath Spa	⑦ d	.	0646	.	.	0711	.	0725	.
Oldfield Park	d	0714	.	0728	.
Keynsham	d	0721	.	0735	.
Taunton	d	.	.	0602	0650	.	0634h	.	.
Weston-super-Mare	d	.	.	0636	.	.	0708	.	.
Bristol Temple Meads	⑩ d	0704	0705	0724	0730	0734	0746	0753	0800
Lawrence Hill	d	0707	.	0727	.	.	0749	.	.
Stapleton Road	d	0709	.	0729	.	.	0751	.	.
Clifton Down	a	0717
Avonmouth	a	0727
Severn Beach	a	0738
Filton Abbey Wood	d	.	0714	0739	.	0744	0758	0801	0740g
Bristol Parkway	⑦ a	.	0717	.	0739	0748	0803	.	0808
Bristol Parkway	⑦ d	.	0723	.	0740	0749	.	.	0809
Patchway	d	.	.	0744	.	.	.	0806	.
Severn Tunnel Junction	a	.	.	0755
Newport	a	.	0748	0806	.	.	.	0826	.
Cardiff Central	⑦ a	.	0802	0823	.	.	.	0843	.
Yate	d	0759	.	.	.
Cam & Dursley	d	0813	.	.	.
Gloucester	⑦ a	0830	.	.	.
Gloucester	⑦ d
Cheltenham Spa	a	.	.	.	0809	.	.	.	0838
Ashchurch for Tewkesbury	a
Worcester Shrub Hill	⑦ a
Worcester Foregate St	⑦ a
Malvern Link	a
Great Malvern	a
Train continues to		SWA			EDB		MAN		

Operator Notes		GW	GW	GW	GW	XC	GW	GW	GW	
Facilities						■				
Westbury	d	.	0704	0717	.	.	.	0738	.	
Bath Spa	⑦ d	.	.	0747	.	.	.	0810	.	
Oldfield Park	d	.	.	0750	.	.	.	0813	.	
Keynsham	d	.	.	0757	.	.	.	0821	.	
Taunton	d	0750	.	.	0735h	
Weston-super-Mare	d	.	.	.	0737	.	.	.	0807	
Bristol Temple Meads	⑩ d	0803	.	0810	0824	0830	0836	0841	0845	
Lawrence Hill	d	0806	.	0813	.	.	0839	.	0848	
Stapleton Road	d	0808	.	0816	.	.	0841	.	0850	
Clifton Down	a	0816	0849	.	.	
Avonmouth	a	0828	0902	.	.	
Severn Beach	a	
Filton Abbey Wood	d	.	.	0823	0832	.	.	0851	0855	
Bristol Parkway	⑦ a	.	.	0827	.	0838	.	0854	0903	
Bristol Parkway	⑦ d	0840	.	0855	.	
Patchway	d	.	.	.	0836	
Severn Tunnel Junction	a	.	.	.	0847	
Newport	a	.	.	.	0905	
Cardiff Central	⑦ a	.	.	.	0926	
Yate	d	0904	.	
Cam & Dursley	d	0917	.	
Gloucester	⑦ a	.	0848	0935	.	
Gloucester	⑦ d	.	0852	0938	.	
Cheltenham Spa	a	.	0905	.	.	0910	.	┌	.	
Ashchurch for Tewkesbury	a	
Worcester Shrub Hill	⑦ a	
Worcester Foregate St	⑦ a	
Malvern Link	a	
Great Malvern	a	
Train continues to		GLC								

MONDAYS TO FRIDAYS

BRISTOL TO CARDIFF, GLOUCESTER, CHELTENHAM SPA AND GREAT MALVERN

Operator		GW	XC	GW	GW	GW	GW	XC	GW
Notes									
Facilities		□ □	■ □					■ □	
Westbury	d	0754	.	.	0817	.	.	.	0845
Bath Spa	⑦ d	0822	.	.	0847	.	.	.	0915
Oldfield Park	d	0826	.	.	0850	.	.	.	0918
Keynsham	d	0834	.	.	0857	.	.	.	0925
Taunton	d	.	0810	0850	.
Weston-super-Mare	d	.	0835	.	.	.	0841	.	.
Bristol Temple Meads	⑩ d	0854	0900	.	0910	0916	0921	0930	0941
Lawrence Hill	d	.	.	.	0913	0919	.	.	.
Stapleton Road	d	.	.	.	0915	0921	.	.	.
Clifton Down	a	0929	.	.	.
Avonmouth	a	0940	.	.	.
Severn Beach	a	0951	.	.	.
Filton Abbey Wood	d	0901	.	.	0921	.	0930	.	0948
Bristol Parkway	⑦ a	.	0908	.	0926	.	.	0938	0952
Bristol Parkway	⑦ d	.	0910	0940	0952
Patchway	d	0935	.	.
Severn Tunnel Junction	a	0946	.	.
Newport	a	0924	0958	.	.
Cardiff Central	⑦ a	0942	1014	.	.
Yate	d	1002
Cam & Dursley	d	1016
Gloucester	⑦ a	.	.	←	1032
Gloucester	⑦ d	.	.	0938
Cheltenham Spa	a	.	0939	0946	.	.	.	1009	.
Ashchurch for Tewkesbury	a	.	.	0955
Worcester Shrub Hill	⑦ a	.	.	1014
Worcester Foregate St	⑦ a	.	.	1019
Malvern Link	a	.	.	1028
Great Malvern	a	.	.	1031
Train continues to			MAN					EDB	

Operator		GW	GW	XC	GW	GW	XC	GW	GW
Notes									
Facilities			◇ □	■ □			■ □		
Westbury	d	.	0910	0938
Bath Spa	⑦ d	.	0935	1008
Oldfield Park	d	1011
Keynsham	d	.	0943	1018
Taunton	d	0836h	.	.	.	0916	0950	.	.
Weston-super-Mare	d	0911	.	.	.	0948	.	.	.
Bristol Temple Meads	⑩ d	0948	0955	1000	1003	1024	1030	1034	1041
Lawrence Hill	d	0951	1037	.
Stapleton Road	d	0953	.	.	1007	.	.	1039	.
Clifton Down	a	.	.	.	1015	.	.	1047	.
Avonmouth	a	.	.	.	1029	.	.	1100	.
Severn Beach	a
Filton Abbey Wood	d	0959	1003	.	.	1032	.	.	1048
Bristol Parkway	⑦ a	1004	.	1008	.	.	1038	.	1053
Bristol Parkway	⑦ d	.	.	1009	.	.	1040	.	1053
Patchway	d	1036	.	.	.
Severn Tunnel Junction	a	1047	.	.	.
Newport	a	.	1027	.	.	1100	.	.	.
Cardiff Central	⑦ a	.	1043	.	.	1122	.	.	.
Yate	d	1103
Cam & Dursley	d	1117
Gloucester	⑦ a	1133
Gloucester	⑦ d	1137
Cheltenham Spa	a	.	.	1038	.	.	1109	.	←
Ashchurch for Tewkesbury	a
Worcester Shrub Hill	⑦ a
Worcester Foregate St	⑦ a
Malvern Link	a
Great Malvern	a
Train continues to			MAN				GLC		

MONDAYS TO FRIDAYS

BRISTOL TO CARDIFF, GLOUCESTER,
CHELTENHAM SPA AND GREAT MALVERN

Operator		GW	GW	XC	GW	GW	GW	XC	GW
Notes									
Facilities		◇	▣	■				■	
Westbury	d	•	1010	•	•	•	•	•	1038
Bath Spa	⑦ d	•	1037	•	•	•	•	•	1108
Oldfield Park	d	•	•	•	•	•	•	•	1111
Keynsham	d	•	•	•	•	•	•	•	1118
Taunton	d	•	•	•	•	•	1011	1050	•
Weston-super-Mare	d	1010	•	•	•	•	1043	•	•
Bristol Temple Meads	⑩ d	1045	1054	1100	•	1116	1121	1130	1138
Lawrence Hill	d	1049	•	•	•	1119	•	•	•
Stapleton Road	d	1052	•	•	•	1121	•	•	•
Clifton Down	a	•	•	•	•	1129	•	•	•
Avonmouth	a	•	•	•	•	1140	•	•	•
Severn Beach	a	•	•	•	•	1149	•	•	•
Filton Abbey Wood	d	1057	1102	•	•	•	1130	•	1148
Bristol Parkway	⑦ a	1104	•	1108	•	•	•	1138	1152
Bristol Parkway	⑦ d	•	•	1109	•	•	•	1140	1152
Patchway	d	•	•	•	•	•	1135	•	•
Severn Tunnel Junction	a	•	•	•	•	•	1146	•	•
Newport	a	•	1125	•	•	•	1157	•	•
Cardiff Central	⑦ a	•	1141	•	•	•	1219	•	•
Yate	d	•	•	•	•	•	•	•	1202
Cam & Dursley	d	•	•	•	•	•	•	•	1216
Gloucester	⑦ a	•	•	•	┌	•	•	•	1233
Gloucester	⑦ d	•	•	•	1137	•	•	•	•
Cheltenham Spa	a	•	•	1138	1146	•	•	1209	•
Ashchurch for Tewkesbury	a	•	•	•	1156	•	•	•	•
Worcester Shrub Hill	⑦ a	•	•	•	1213	•	•	•	•
Worcester Foregate St	⑦ a	•	•	•	1216	•	•	•	•
Malvern Link	a	•	•	•	1225	•	•	•	•
Great Malvern	a	•	•	•	1230	•	•	•	•
Train continues to				MAN				ABD	

Operator		GW	GW	XC	GW	GW	XC	GW	GW
Notes									
Facilities		◇	▣	■			■		◇
Westbury	d	•	1110	•	•	•	•	•	1141
Bath Spa	⑦ d	•	1136	•	•	•	•	•	1211
Oldfield Park	d	•	•	•	•	•	•	•	1214
Keynsham	d	•	•	•	•	•	•	•	1221
Taunton	d	•	•	1117	•	1104h	1150	•	•
Weston-super-Mare	d	1110	•	•	•	1138	•	•	•
Bristol Temple Meads	⑩ d	1145	1154	1200	1203	1221	1230	1234	1242
Lawrence Hill	d	1148	•	•	•	•	•	1237	•
Stapleton Road	d	1150	•	•	1207	•	•	1239	•
Clifton Down	a	•	•	•	1215	•	•	1247	•
Avonmouth	a	•	•	•	1229	•	•	1300	•
Severn Beach	a	•	•	•	•	•	•	•	•
Filton Abbey Wood	d	1156	1201	•	•	1230	•	•	1249
Bristol Parkway	⑦ a	1203	•	1208	•	•	1238	•	1253
Bristol Parkway	⑦ d	•	•	1209	•	•	1240	•	1253
Patchway	d	•	•	•	•	1235	•	•	•
Severn Tunnel Junction	a	•	•	•	•	1246	•	•	•
Newport	a	•	1226	•	•	1259	•	•	•
Cardiff Central	⑦ a	•	1242	•	•	1322	•	•	•
Yate	d	•	•	•	•	•	•	•	1302
Cam & Dursley	d	•	•	•	•	•	•	•	1315
Gloucester	⑦ a	•	•	•	•	•	•	•	1333
Gloucester	⑦ d	•	•	•	•	•	•	•	1337
Cheltenham Spa	a	•	•	1238	•	•	1309	•	┌
Ashchurch for Tewkesbury	a	•	•	•	•	•	•	•	•
Worcester Shrub Hill	⑦ a	•	•	•	•	•	•	•	•
Worcester Foregate St	⑦ a	•	•	•	•	•	•	•	•
Malvern Link	a	•	•	•	•	•	•	•	•
Great Malvern	a	•	•	•	•	•	•	•	•
Train continues to				MAN			GLC		

MONDAYS TO FRIDAYS

BRISTOL TO CARDIFF, GLOUCESTER,
CHELTENHAM SPA AND GREAT MALVERN

Operator		GW	GW	XC	GW	GW	GW	XC	GW
Notes									
Facilities		◇	◇	■	◇			■	
Westbury	d	•	1210	•	•	•	•	•	1247
Bath Spa	⑦ d	•	1236	•	•	•	•	•	1317
Oldfield Park	d	•	•	•	•	•	•	•	1320
Keynsham	d	•	•	•	•	•	•	•	1327
Taunton	d	•	•	•	•	•	1204	1251	•
Weston-super-Mare	d	1209	•	•	•	•	1241	•	•
Bristol Temple Meads	⑩ d	1245	1254	1300	•	1316	1321	1330	1341
Lawrence Hill	d	1247	•	•	•	1319	•	•	•
Stapleton Road	d	1250	•	•	•	1321	•	•	•
Clifton Down	a	•	•	•	•	1329	•	•	•
Avonmouth	a	•	•	•	•	1340	•	•	•
Severn Beach	a	•	•	•	•	1351	•	•	•
Filton Abbey Wood	d	1255	1301	•	•	•	1330	•	1348
Bristol Parkway	⑦ a	1302	•	1308	•	•	•	1338	1352
Bristol Parkway	⑦ d	•	•	1309	•	•	•	1340	1352
Patchway	d	•	•	•	•	•	1335	•	•
Severn Tunnel Junction	a	•	•	•	•	•	1346	•	•
Newport	a	•	1325	•	•	•	1357	•	•
Cardiff Central	⑦ a	•	1342	•	•	•	1413	•	•
Yate	d	•	•	•	•	•	•	•	1402
Cam & Dursley	d	•	•	•	•	•	•	•	1416
Gloucester	⑦ a	•	•	•	┌	•	•	•	1431
Gloucester	⑦ d	•	•	•	1337	•	•	•	•
Cheltenham Spa	a	•	•	1338	1346	•	•	1409	•
Ashchurch for Tewkesbury	a	•	•	•	1355	•	•	•	•
Worcester Shrub Hill	⑦ a	•	•	•	1413	•	•	•	•
Worcester Foregate St	⑦ a	•	•	•	1418	•	•	•	•
Malvern Link	a	•	•	•	1427	•	•	•	•
Great Malvern	a	•	•	•	1430	•	•	•	•
Train continues to				MAN				DEE	

Operator		GW	GW	XC	GW	GW	XC	GW	GW
Notes									
Facilities		◇	◇	■			■		
Westbury	d	•	1310	•	•	•	•	•	1344
Bath Spa	⑦ d	•	1338	•	•	•	•	•	1414
Oldfield Park	d	•	•	•	•	•	•	•	1417
Keynsham	d	•	•	•	•	•	•	•	1424
Taunton	d	•	•	1321	•	1308h	1350	•	•
Weston-super-Mare	d	1310	•	•	•	1341	•	•	•
Bristol Temple Meads	⑩ d	1345	1354	1400	1403	1421	1430	1434	1441
Lawrence Hill	d	1347	•	•	•	•	•	1437	•
Stapleton Road	d	1350	•	•	1407	•	•	1439	•
Clifton Down	a	•	•	•	1415	•	•	1447	•
Avonmouth	a	•	•	•	1429	•	•	1500	•
Severn Beach	a	•	•	•	•	•	•	•	•
Filton Abbey Wood	d	1355	1401	•	•	1432	•	•	1448
Bristol Parkway	⑦ a	1403	•	1408	•	•	1439	•	1452
Bristol Parkway	⑦ d	•	•	1410	•	•	1440	•	1453
Patchway	d	•	•	•	•	1436	•	•	•
Severn Tunnel Junction	a	•	•	•	•	1447	•	•	•
Newport	a	•	1426	•	•	1503	•	•	•
Cardiff Central	⑦ a	•	1441	•	•	1526	•	•	•
Yate	d	•	•	•	•	•	•	•	1503
Cam & Dursley	d	•	•	•	•	•	•	•	1517
Gloucester	⑦ a	•	•	•	•	•	•	•	1533
Gloucester	⑦ d	•	•	•	•	•	•	•	1537
Cheltenham Spa	a	•	•	1439	•	•	1509	•	┌
Ashchurch for Tewkesbury	a	•	•	•	•	•	•	•	•
Worcester Shrub Hill	⑦ a	•	•	•	•	•	•	•	•
Worcester Foregate St	⑦ a	•	•	•	•	•	•	•	•
Malvern Link	a	•	•	•	•	•	•	•	•
Great Malvern	a	•	•	•	•	•	•	•	•
Train continues to				MAN			GLC		

MONDAYS TO FRIDAYS
**BRISTOL TO CARDIFF, GLOUCESTER,
CHELTENHAM SPA AND GREAT MALVERN**

Operator		GW	GW	XC	GW	GW	GW	XC	GW
Notes									
Facilities		◇	▣	■				■	
Westbury	d	•	1410	•	•	•	•	•	1438
Bath Spa	⑦ d	•	1436	•	•	•	•	•	1509
Oldfield Park	d	•	•	•	•	•	•	•	1512
Keynsham	d	•	•	•	•	•	•	•	1519
Taunton	d	•	•	•	•	•	1411	1450	•
Weston-super-Mare	d	1410	•	•	•	•	1445	•	•
Bristol Temple Meads	⑩ d	1445	1454	1500	•	1515	1519	1530	1533
Lawrence Hill	d	1447	•	•	•	1518	•	•	•
Stapleton Road	d	1450	•	•	•	1520	•	•	•
Clifton Down	a	•	•	•	•	1529	•	•	•
Avonmouth	a	•	•	•	•	1540	•	•	•
Severn Beach	a	•	•	•	•	1549	•	•	•
Filton Abbey Wood	d	1455	1501	•	•	•	1530	•	•
Bristol Parkway	⑦ a	1503	•	1508	•	•	•	1539	1544
Bristol Parkway	⑦ d	•	•	1509	•	•	•	1540	•
Patchway	d	•	•	•	•	•	1535	•	•
Severn Tunnel Junction	a	•	•	•	•	•	1546	•	•
Newport	a	•	1525	•	•	•	1557	•	•
Cardiff Central	⑦ a	•	1542	•	•	•	1615	•	•
Yate	d	•	•	•	•	•	•	•	•
Cam & Dursley	d	•	•	•	•	•	•	•	•
Gloucester	⑦ a	•	•	•	•	•	•	•	•
Gloucester	⑦ d	•	•	•	1537	•	•	•	•
Cheltenham Spa	a	•	•	1538	1546	•	•	1609	•
Ashchurch for Tewkesbury	a	•	•	•	1556	•	•	•	•
Worcester Shrub Hill	⑦ a	•	•	•	1614	•	•	•	•
Worcester Foregate St	⑦ a	•	•	•	1617	•	•	•	•
Malvern Link	a	•	•	•	1626	•	•	•	•
Great Malvern	a	•	•	•	1629	•	•	•	•
Train continues to				MAN				EDB	

Operator		GW	GW	GW	XC	GW	GW	GW	XC
Notes									
Facilities				◇	▣				■
Westbury	d	1452	•	1510	•	•	•	•	•
Bath Spa	⑦ d	1522	•	1536	•	•	•	•	•
Oldfield Park	d	•	•	•	•	•	•	•	•
Keynsham	d	•	•	•	•	•	•	•	•
Taunton	d	•	•	•	1516	•	•	1456h	1550
Weston-super-Mare	d	•	1510	•	1538	•	•	1544	•
Bristol Temple Meads	⑩ d	1541	1546	1554	1600	1603	1613	1624	1630
Lawrence Hill	d	•	1549	•	•	1606	1618	•	•
Stapleton Road	d	•	1552	•	•	1608	1620	•	•
Clifton Down	a	•	•	•	•	1616	•	•	•
Avonmouth	a	•	•	•	•	1629	•	•	•
Severn Beach	a	•	•	•	•	•	•	•	•
Filton Abbey Wood	d	1548	1557	1602	•	•	1626	1632	•
Bristol Parkway	⑦ a	1552	1604	•	1608	•	1634	•	1638
Bristol Parkway	⑦ d	1552	•	•	1609	•	•	•	1640
Patchway	d	•	•	•	•	•	•	1636	•
Severn Tunnel Junction	a	•	•	•	•	•	•	1647	•
Newport	a	•	•	1626	•	•	•	1702	•
Cardiff Central	⑦ a	•	•	1642	•	•	•	1727	•
Yate	d	1602	•	•	•	•	•	•	•
Cam & Dursley	d	1616	•	•	•	•	•	•	•
Gloucester	⑦ a	1634	•	•	•	•	•	•	•
Gloucester	⑦ d	•	•	•	•	•	•	•	•
Cheltenham Spa	a	•	•	•	1638	•	•	•	1709
Ashchurch for Tewkesbury	a	•	•	•	•	•	•	•	•
Worcester Shrub Hill	⑦ a	•	•	•	•	•	•	•	•
Worcester Foregate St	⑦ a	•	•	•	•	•	•	•	•
Malvern Link	a	•	•	•	•	•	•	•	•
Great Malvern	a	•	•	•	•	•	•	•	•
Train continues to					MAN				EDB

MONDAYS TO FRIDAYS

BRISTOL TO CARDIFF, GLOUCESTER, CHELTENHAM SPA AND GREAT MALVERN

Operator		GW	GW	GW	GW	XC	GW	GW	GW
Notes									
Facilities					□ □	■ □			
Westbury	d	•	1538	•	1609	•	•	•	•
Bath Spa	⑦ d	•	1608	•	1635	•	•	1645	•
Oldfield Park	d	•	1611	•	•	•	•	•	•
Keynsham	d	•	1619	•	•	•	•	1653	•
Taunton	d	•	•	•	•	1623	•	•	•
Weston-super-Mare	d	•	•	1610	•	•	•	•	•
Bristol Temple Meads	⑩ d	1635	1641	1645	1655	1700	•	1709	1713
Lawrence Hill	d	1638	•	1649	•	•	•	1712	1716
Stapleton Road	d	1640	•	1651	•	•	•	1715	1719
Clifton Down	a	1648	•	•	•	•	•	•	1728
Avonmouth	a	1700	•	•	•	•	•	•	1740
Severn Beach	a	•	•	•	•	•	•	•	1751
Filton Abbey Wood	d	•	1648	1657	1703	•	•	1724	•
Bristol Parkway	⑦ a	•	1652	1704	•	1708	•	1729	•
Bristol Parkway	⑦ d	•	1652	•	•	1710	•	•	•
Patchway	d	•	•	•	•	•	•	•	•
Severn Tunnel Junction	a	•	•	•	1716	•	•	•	•
Newport	a	•	•	•	1726	•	•	•	•
Cardiff Central	⑦ a	•	•	•	1743	•	•	•	•
Yate	d	•	1701	•	•	•	•	•	•
Cam & Dursley	d	•	1714	•	•	•	•	•	•
Gloucester	⑦ a	•	1734	•	•	•	↔	•	•
Gloucester	⑦ d	•	1737	•	•	•	1737	•	•
Cheltenham Spa	a	•	↔	•	•	1740	1746	•	•
Ashchurch for Tewkesbury	a	•	•	•	•	•	1756	•	•
Worcester Shrub Hill	⑦ a	•	•	•	•	•	1816	•	•
Worcester Foregate St	⑦ a	•	•	•	•	•	1821	•	•
Malvern Link	a	•	•	•	•	•	1830	•	•
Great Malvern	a	•	•	•	•	•	1835	•	•
Train continues to						MAN			

Operator		GW	XC	GW	GW	GW	XC	GW	GW
Notes									
Facilities			■ □			□ □	■ □		
Westbury	d	•	•	1643	•	1709	•	•	•
Bath Spa	⑦ d	•	•	1713	•	1735	•	•	•
Oldfield Park	d	•	•	1716	•	•	•	•	•
Keynsham	d	•	•	1722	•	•	•	•	•
Taunton	d	1607h	1650	•	•	•	1722	•	1706h
Weston-super-Mare	d	1639	•	•	1715	•	•	•	1738
Bristol Temple Meads	⑩ d	1721	1730	1741	1746	1754	1800	1803	1822
Lawrence Hill	d	•	•	•	1749	•	•	1806	1825
Stapleton Road	d	•	•	•	1752	•	•	1809	1827
Clifton Down	a	•	•	•	•	•	•	1817	•
Avonmouth	a	•	•	•	•	•	•	1829	•
Severn Beach	a	•	•	•	•	•	•	1840	•
Filton Abbey Wood	d	1728	•	1748	1757	1802	•	•	1833
Bristol Parkway	⑦ a	•	1738	1752	1804	•	1808	•	•
Bristol Parkway	⑦ d	•	1740	1753	•	•	1809	•	•
Patchway	d	1733	•	•	•	•	•	•	1837
Severn Tunnel Junction	a	1744	•	•	•	1814	•	•	1850
Newport	a	1757	•	•	•	1824	•	•	1903
Cardiff Central	⑦ a	1813	•	•	•	1842	•	•	1923
Yate	d	•	•	1801	•	•	•	•	•
Cam & Dursley	d	•	•	1814	•	•	•	•	•
Gloucester	⑦ a	•	•	1833	•	•	•	•	•
Gloucester	⑦ d	•	•	•	•	•	•	•	•
Cheltenham Spa	a	•	1809	•	•	•	1839	•	•
Ashchurch for Tewkesbury	a	•	•	•	•	•	•	•	•
Worcester Shrub Hill	⑦ a	•	•	•	•	•	•	•	•
Worcester Foregate St	⑦ a	•	•	•	•	•	•	•	•
Malvern Link	a	•	•	•	•	•	•	•	•
Great Malvern	a	•	•	•	•	•	•	•	•
Train continues to			LDS				MAN		

MONDAYS TO FRIDAYS

BRISTOL TO CARDIFF, GLOUCESTER,
CHELTENHAM SPA AND GREAT MALVERN

Operator		XC	GW	GW	GW	XC	GW	GW	XC
Notes									
Facilities		■ □			□ □	■ □			■ □
Westbury	d	•	1738	•	1810	•	•	•	•
Bath Spa	⑦ d	•	1808	•	1836	•	•	•	•
Oldfield Park	d	•	1811	•	•	•	•	•	•
Keynsham	d	•	1818	•	•	•	•	•	•
Taunton	d	1750	•	•	•	1824	•	1808h	1850
Weston-super-Mare	d	•	•	1815	•	•	•	1840	•
Bristol Temple Meads	⑩ d	1830	1836	1846	1854	1900	•	1921	1930
Lawrence Hill	d	•	•	1849	•	•	•	1924	•
Stapleton Road	d	•	•	1852	•	•	•	1926	•
Clifton Down	a	•	•	1902	•	•	•	•	•
Avonmouth	a	•	•	1922	•	•	•	•	•
Severn Beach	a	•	•	•	•	•	•	•	•
Filton Abbey Wood	d	•	1843	•	1901	•	•	1932	•
Bristol Parkway	⑦ a	1838	1847	•	•	1908	•	•	1939
Bristol Parkway	⑦ d	1840	1848	•	•	1910	•	•	1940
Patchway	d	•	•	•	•	•	•	1936	•
Severn Tunnel Junction	a	•	•	•	1913	•	•	1949	•
Newport	a	•	•	•	1926	•	•	2000	•
Cardiff Central	⑦ a	•	•	•	1942	•	•	2018	•
Yate	d	•	1857	•	•	•	•	•	•
Cam & Dursley	d	•	1911	•	•	•	•	•	•
Gloucester	⑦ a	•	1927	•	•	•	←	•	•
Gloucester	⑦ d	•	1935	•	•	•	1935	•	•
Cheltenham Spa	a	1909	←	•	•	1939	1945	•	2010
Ashchurch for Tewkesbury	a	•	•	•	•	•	1954	•	•
Worcester Shrub Hill	⑦ a	•	•	•	•	•	2021	•	•
Worcester Foregate St	⑦ a	•	•	•	•	•	2024	•	•
Malvern Link	a	•	•	•	•	•	2033	•	•
Great Malvern	a	•	•	•	•	•	2037	•	•
Train continues to		LDS				MAN			LDS

Operator		GW	GW	GW	GW	XC	XC	XC	GW
Notes									A
Facilities					◇ □	■	■	■	
Westbury	d	•	1838	•	1909	•	•	•	1932
Bath Spa	⑦ d	•	1908	•	1937	•	•	•	•
Oldfield Park	d	•	1911	•	•	•	•	•	•
Keynsham	d	•	1918	•	•	•	•	•	•
Taunton	d	•	•	•	•	•	•	1950	•
Weston-super-Mare	d	•	•	1908	•	•	•	•	•
Bristol Temple Meads	⑩ d	1933	1940	1945	1954	2000	2014	2030	•
Lawrence Hill	d	1936	•	1947	•	•	•	•	•
Stapleton Road	d	1938	•	1950	•	•	•	•	•
Clifton Down	a	1946	•	•	•	•	•	•	•
Avonmouth	a	1959	•	•	•	•	•	•	•
Severn Beach	a	•	•	•	•	•	•	•	•
Filton Abbey Wood	d	•	1947	1955	2002	•	2021	•	•
Bristol Parkway	⑦ a	•	1951	2003	•	2008	•	2039	•
Bristol Parkway	⑦ d	•	1952	•	•	2010	•	2040	•
Patchway	d	•	•	•	•	•	2025	•	•
Severn Tunnel Junction	a	•	•	•	2015	•	2035	•	•
Newport	a	•	•	•	2025	•	2046	•	•
Cardiff Central	⑦ a	•	•	•	2047	•	2102	•	•
Yate	d	•	2002	•	•	•	•	•	•
Cam & Dursley	d	•	2016	•	•	•	•	•	•
Gloucester	⑦ a	•	2033	•	•	2038	•	•	2115
Gloucester	⑦ d	•	2037	•	•	2045	•	•	2123
Cheltenham Spa	a	•	2048	•	•	2053	•	2110	2133
Ashchurch for Tewkesbury	a	•	•	•	•	•	•	•	•
Worcester Shrub Hill	⑦ a	•	•	•	•	•	•	•	•
Worcester Foregate St	⑦ a	•	•	•	•	•	•	•	•
Malvern Link	a	•	•	•	•	•	•	•	•
Great Malvern	a	•	•	•	•	•	•	•	•
Train continues to						BHM		BHM	

MONDAYS TO FRIDAYS

BRISTOL TO CARDIFF, GLOUCESTER, CHELTENHAM SPA AND GREAT MALVERN

Operator		GW	GW	GW	XC	GW	GW	GW	GW
Notes							FO	FX	
Facilities				◇	■				■
Westbury	d	*	*	2011	*	*	*	*	*
Bath Spa	⑦ d	*	*	2037	*	*	*	*	*
Oldfield Park	d	*	*	*	*	*	*	*	*
Keynsham	d	*	*	*	*	*	*	*	*
Taunton	d	*	*	*	2020	*	*	*	*
Weston-super-Mare	d	*	*	*	*	*	*	*	*
Bristol Temple Meads	⑩ d	2034	2041	2054	2100	*	2119	2121	*
Lawrence Hill	d	2037	*	*	*	*	2122	2124	*
Stapleton Road	d	2040	*	*	*	*	2124	2126	*
Clifton Down	a	2049	*	*	*	*	*	*	*
Avonmouth	a	2101	*	*	*	*	*	*	*
Severn Beach	a	2112	*	*	*	*	*	*	*
Filton Abbey Wood	d	*	2048	2101	*	*	2130	2132	*
Bristol Parkway	⑦ a	*	2052	*	2109	*	*	*	*
Bristol Parkway	⑦ d	*	2052	*	2111	*	*	*	*
Patchway	d	*	*	*	*	*	2134	2136	*
Severn Tunnel Junction	a	*	*	2113	*	*	2146	2147	*
Newport	a	*	*	2124	*	*	2158	2159	*
Cardiff Central	⑦ a	*	*	2144	*	*	2213	2215	*
Yate	d	*	2101	*	*	*	*	*	*
Cam & Dursley	d	*	2114	*	*	*	*	*	*
Gloucester	⑦ a	*	2132	*	*	┌	*	*	*
Gloucester	⑦ d	*	2135	*	*	2135	*	*	2151
Cheltenham Spa	a	*	└	*	2140	2146	*	*	2200
Ashchurch for Tewkesbury	a	*	*	*	*	2155	*	*	*
Worcester Shrub Hill	⑦ a	*	*	*	*	2213	*	*	2222
Worcester Foregate St	⑦ a	*	*	*	*	*	*	*	*
Malvern Link	a	*	*	*	*	*	*	*	*
Great Malvern	a	*	*	*	*	*	*	*	*
Train continues to					BHM				

Operator		GW	GW	GW	XC	GW	GW	GW	GW
Notes									TSM
Facilities				◇	■			◇	■
Westbury	d	*	*	2110	*	*	*	2210	*
Bath Spa	⑦ d	*	*	2136	*	*	*	2236	0118
Oldfield Park	d	*	*	*	*	*	*	*	*
Keynsham	d	*	*	*	*	*	*	*	*
Taunton	d	*	2035	*	2121	*	*	*	*
Weston-super-Mare	d	*	2107	*	*	*	*	*	*
Bristol Temple Meads	⑩ d	2137	2141	2154	2200	2220	2242	2254	0137
Lawrence Hill	d	2140	*	*	*	2223	*	*	*
Stapleton Road	d	2142	*	*	*	2225	*	*	*
Clifton Down	a	2150	*	*	*	2233	*	*	*
Avonmouth	a	2205	*	*	*	2244	*	*	*
Severn Beach	a	*	*	*	*	2253	*	*	*
Filton Abbey Wood	d	*	2151	2201	*	*	2249	2301	*
Bristol Parkway	⑦ a	*	2155	*	2208	*	2253	*	*
Bristol Parkway	⑦ d	*	2156	*	2209	*	2253	*	*
Patchway	d	*	*	2206	*	*	*	2306	*
Severn Tunnel Junction	a	*	*	2216	*	*	*	2316	*
Newport	a	*	*	2233j	*	*	*	2333	0211s
Cardiff Central	⑦ a	*	*	2256j	*	*	*	2355k	0232
Yate	d	*	2205	*	*	*	2302	*	*
Cam & Dursley	d	*	2219	*	*	*	2315	*	*
Gloucester	⑦ a	*	2239	*	*	*	2338	*	*
Gloucester	⑦ d	*	*	*	*	*	*	*	*
Cheltenham Spa	a	*	*	*	2243	*	*	*	*
Ashchurch for Tewkesbury	a	*	*	*	*	*	*	*	*
Worcester Shrub Hill	⑦ a	*	*	*	*	*	*	*	*
Worcester Foregate St	⑦ a	*	*	*	*	*	*	*	*
Malvern Link	a	*	*	*	*	*	*	*	*
Great Malvern	a	*	*	*	*	*	*	*	*
Train continues to					BHM				

SATURDAYS

BRISTOL TO CARDIFF, GLOUCESTER,
CHELTENHAM SPA AND GREAT MALVERN

Operator Notes		GW	GW	GW	XC	GW	GW	GW	GW
Facilities		■	□		■	□		■	□
Westbury	d
Bath Spa	⑦ d	0118
Oldfield Park	d
Keynsham	d
Taunton	d
Weston-super-Mare	d
Bristol Temple Meads	⑩ d	0137	.	0603	0612	0633	.	0645	0651
Lawrence Hill	d	0636	.	.	0654
Stapleton Road	d	.	.	0606	.	0638	.	.	0656
Clifton Down	a	.	.	0614	.	0646	.	.	.
Avonmouth	a	.	.	0629	.	0701	.	.	.
Severn Beach	a
Filton Abbey Wood	d	0653	0702
Bristol Parkway	⑦ a	.	.	.	0620	.	.	0657	.
Bristol Parkway	⑦ d	.	.	.	0621	.	.	0709	.
Patchway	d	┌	.
Pilning	a
Severn Tunnel Junction	a	0715
Newport	a	0211s	0727
Cardiff Central	⑦ a	0232	0745
Yate	d
Cam & Dursley	d
Gloucester	⑦ a	.	.	.	0649
Gloucester	⑦ d	.	0600	.	0653	.	0713	.	.
Cheltenham Spa	a	.	0610	.	0702	.	0723	.	.
Ashchurch for Tewkesbury	a	.	0619	.	.	.	0733	.	.
Worcester Shrub Hill	⑦ a	.	0640	.	.	.	0753	.	.
Worcester Foregate St	⑦ a
Malvern Link	a
Great Malvern	a
Train continues to					GLC			SWA	

Operator Notes		GW	XC	GW	GW	XC	GW	GW	GW
Facilities		■	□			■	□		
Westbury	d	0638	.	.
Bath Spa	⑦ d	0708	.	.
Oldfield Park	d	0711	.	.
Keynsham	d	0718	.	.
Taunton	d	0650	.	0634h	.
Weston-super-Mare	d	0707	.
Bristol Temple Meads	⑩ d	.	0700	0716	0723	0730	0741	0747	0755
Lawrence Hill	d	.	.	0719	.	.	.	0750	.
Stapleton Road	d	.	.	0721	.	.	.	0752	.
Clifton Down	a	.	.	0729
Avonmouth	a	.	.	0740
Severn Beach	a	.	.	0753
Filton Abbey Wood	d	.	.	.	0730	.	0748	0759	0803
Bristol Parkway	⑦ a	┌	0708	.	.	0739	0752	0804	.
Bristol Parkway	⑦ d	0709	0710	.	.	0741	0753	.	.
Patchway	d	.	.	.	0735
Pilning	a	.	.	.	0834n
Severn Tunnel Junction	a	.	.	.	0746
Newport	a	0731	.	.	0758	.	.	.	0825
Cardiff Central	⑦ a	0747	.	.	0818	.	.	.	0842
Yate	d	0802	.	.
Cam & Dursley	d	0816	.	.
Gloucester	⑦ a	0832	.	.
Gloucester	⑦ d
Cheltenham Spa	a	.	0739	.	.	0812	.	.	.
Ashchurch for Tewkesbury	a
Worcester Shrub Hill	⑦ a
Worcester Foregate St	⑦ a
Malvern Link	a
Great Malvern	a
Train continues to		SWA	MAN			EDB			

SATURDAYS

BRISTOL TO CARDIFF, GLOUCESTER,
CHELTENHAM SPA AND GREAT MALVERN

Operator		XC	GW	GW	XC	GW	GW	GW	GW
Notes									
Facilities		■	□		■	□			◇
Westbury	d	0738	.	0806
Bath Spa	⑦ d	0808	.	0833
Oldfield Park	d	0811	.	.
Keynsham	d	0818	.	.
Taunton	d	.	.	.	0750	.	.	0735h	.
Weston-super-Mare	d	.	.	0735	.	.	.	0807	.
Bristol Temple Meads	⑩ d	0800	0803	0823	0830	0834	0840	0847	0855
Lawrence Hill	d	.	0806	.	.	0837	.	0850	.
Stapleton Road	d	.	0808	.	.	0839	.	0852	.
Clifton Down	a	.	0816	.	.	0847	.	.	.
Avonmouth	a	.	0831	.	.	0902	.	.	.
Severn Beach	a
Filton Abbey Wood	d	0740g	.	0831	.	.	0848	0858	0903
Bristol Parkway	⑦ a	0808	.	.	0838	.	0852	0904	.
Bristol Parkway	⑦ d	0810	.	.	0840	.	0853	.	.
Patchway	d	.	.	0836
Pilning	a
Severn Tunnel Junction	a	.	.	0847
Newport	a	.	.	0901	0925
Cardiff Central	⑦ a	.	.	0923	0942
Yate	d	0902	.	.
Cam & Dursley	d	0914	.	.
Gloucester	⑦ a	0930	.	.
Gloucester	⑦ d	0938	.	.
Cheltenham Spa	a	0839	.	.	0908	.	└	.	.
Ashchurch for Tewkesbury	a
Worcester Shrub Hill	⑦ a
Worcester Foregate St	⑦ a
Malvern Link	a
Great Malvern	a
Train continues to		MAN			GLC				

Operator		XC	GW	GW	GW	XC	GW	GW	GW
Notes									
Facilities		■	□			■	□		◇
Westbury	d	0838	.	0910
Bath Spa	⑦ d	0908	.	0936
Oldfield Park	d	0911	.	.
Keynsham	d	0918	.	.
Taunton	d	0808	.	.	.	0850	.	.	.
Weston-super-Mare	d	.	.	.	0840	.	.	0910	.
Bristol Temple Meads	⑩ d	0900	.	0916	0922	0930	0941	0948	0954
Lawrence Hill	d	.	.	0919	.	.	.	0951	.
Stapleton Road	d	.	.	0921	.	.	.	0953	.
Clifton Down	a	.	.	0929
Avonmouth	a	.	.	0940
Severn Beach	a	.	.	0953
Filton Abbey Wood	d	.	.	.	0931	.	0948	0959	1003
Bristol Parkway	⑦ a	0908	.	.	.	0938	0952	1004	.
Bristol Parkway	⑦ d	0909	.	.	.	0940	0952	.	.
Patchway	d	.	.	.	0935
Pilning	a
Severn Tunnel Junction	a	.	.	.	0946
Newport	a	.	.	.	0958	.	.	.	1025
Cardiff Central	⑦ a	.	.	.	1018	.	.	.	1042
Yate	d	1002	.	.
Cam & Dursley	d	1015	.	.
Gloucester	⑦ a	.	└	.	.	.	1033	.	.
Gloucester	⑦ d	.	0938
Cheltenham Spa	a	0938	0946	.	.	1011	.	.	.
Ashchurch for Tewkesbury	a	.	0955
Worcester Shrub Hill	⑦ a	.	1014
Worcester Foregate St	⑦ a	.	1018
Malvern Link	a	.	1027
Great Malvern	a	.	1033
Train continues to		MAN				EDB			

SATURDAYS

BRISTOL TO CARDIFF, GLOUCESTER,
CHELTENHAM SPA AND GREAT MALVERN

Operator		XC	GW	GW	XC	GW	GW	GW	GW
Notes									
Facilities		■ □			■ □				□ □
Westbury	d	0939	.	1010
Bath Spa	⑦ d	1009	.	1036
Oldfield Park	d	1012	.	.
Keynsham	d	1019	.	.
Taunton	d	.	.	0912	0950
Weston-super-Mare	d	.	.	0944	.	.	.	1010	.
Bristol Temple Meads	⑩ d	1000	1003	1023	1030	1034	1041	1045	1055
Lawrence Hill	d	1037	.	1048	.
Stapleton Road	d	.	1007	.	.	1039	.	1050	.
Clifton Down	a	.	1015	.	.	1047	.	.	.
Avonmouth	a	.	1031	.	.	1102	.	.	.
Severn Beach	a
Filton Abbey Wood	d	.	.	1032	.	.	1048	1056	1103
Bristol Parkway	⑦ a	1008	.	.	1038	.	1052	1104	.
Bristol Parkway	⑦ d	1009	.	.	1040	.	1052	.	.
Patchway	d	.	.	1036
Pilning	a
Severn Tunnel Junction	a	.	.	1047
Newport	a	.	.	1101	1125
Cardiff Central	⑦ a	.	.	1119	1142
Yate	d	1102	.	.
Cam & Dursley	d	1116	.	.
Gloucester	⑦ a	1132	.	.
Gloucester	⑦ d	1137	.	.
Cheltenham Spa	a	1038	.	.	1109	.	└	.	.
Ashchurch for Tewkesbury	a
Worcester Shrub Hill	⑦ a
Worcester Foregate St	⑦ a
Malvern Link	a
Great Malvern	a
Train continues to		MAN			GLC				

Operator		XC	XC	GW	GW	GW	XC	GW	GW
Notes		D	C						
Facilities		■ □	■ □				■ □		
Westbury	d	1038	.
Bath Spa	⑦ d	1109	.
Oldfield Park	d	1112	.
Keynsham	d	1119	.
Taunton	d	1011	.	.	.	1011m	1050	.	.
Weston-super-Mare	d	1034	.	.	.	1043m	.	.	1113
Bristol Temple Meads	⑩ d	1100	1100	.	1116	1122	1130	1141	1147
Lawrence Hill	d	.	.	.	1119	.	.	.	1150
Stapleton Road	d	.	.	.	1121	.	.	.	1152
Clifton Down	a	.	.	.	1129
Avonmouth	a	.	.	.	1140
Severn Beach	a	.	.	.	1153
Filton Abbey Wood	d	1131	.	1148	1158
Bristol Parkway	⑦ a	1108	1108	.	.	.	1138	1152	1204
Bristol Parkway	⑦ d	1109	1109	.	.	.	1140	1152	.
Patchway	d	1135	.	.	.
Pilning	a
Severn Tunnel Junction	a	1146	.	.	.
Newport	a	1158	.	.	.
Cardiff Central	⑦ a	1217	.	.	.
Yate	d	1202	.
Cam & Dursley	d	1216	.
Gloucester	⑦ a	.	.	└	.	.	.	1231	.
Gloucester	⑦ d	.	.	1137
Cheltenham Spa	a	1138	1138	1147	.	.	1211	.	.
Ashchurch for Tewkesbury	a	.	.	1156
Worcester Shrub Hill	⑦ a	.	.	1214
Worcester Foregate St	⑦ a	.	.	1217
Malvern Link	a
Great Malvern	a
Train continues to		MAN	MAN				ABD		

SATURDAYS

BRISTOL TO CARDIFF, GLOUCESTER,
CHELTENHAM SPA AND GREAT MALVERN

Operator		GW	XC	GW	GW	XC	GW	GW	GW
Notes									
Facilities		◇	■	◇		■		◇	
Westbury	d	1110	1144	.
Bath Spa	⑦ d	1136	1215	.
Oldfield Park	d	1218	.
Keynsham	d	1225	.
Taunton	d	.	1122	.	1104h	1150	.	.	.
Weston-super-Mare	d	.	.	.	1140	.	.	.	1210
Bristol Temple Meads	⑩ d	1153	1200	1203	1224	1230	1236	1242	1245
Lawrence Hill	d	1239	.	1248
Stapleton Road	d	.	.	1207	.	.	1241	.	1250
Clifton Down	a	.	.	1215	.	.	1249	.	.
Avonmouth	a	.	.	1231	.	.	1304	.	.
Severn Beach	a
Filton Abbey Wood	d	1202	.	.	1231	.	.	1250	1256
Bristol Parkway	⑦ a	.	1208	.	.	1238	.	1254	1304
Bristol Parkway	⑦ d	.	1209	.	.	1240	.	1255	.
Patchway	d	.	.	.	1235
Pilning	a
Severn Tunnel Junction	a	.	.	.	1246
Newport	a	1224	.	.	1300
Cardiff Central	⑦ a	1244	.	.	1318
Yate	d	1304	.
Cam & Dursley	d	1316	.
Gloucester	⑦ a	1332	.
Gloucester	⑦ d	1337	.
Cheltenham Spa	a	.	1238	.	.	1310	.	↵	.
Ashchurch for Tewkesbury	a
Worcester Shrub Hill	⑦ a
Worcester Foregate St	⑦ a
Malvern Link	a
Great Malvern	a
Train continues to			MAN			GLC			

Operator		GW	XC	GW	GW	GW	XC	GW	GW
Notes									
Facilities		◇	■	◇		■			
Westbury	d	1210	1248	.
Bath Spa	⑦ d	1236	1318	.
Oldfield Park	d	1321	.
Keynsham	d	1329	.
Taunton	d	1207	1250	.	.
Weston-super-Mare	d	1240	.	.	1310
Bristol Temple Meads	⑩ d	1253	1300	.	1316	1323	1330	1341	1345
Lawrence Hill	d	.	.	.	1319	.	.	.	1348
Stapleton Road	d	.	.	.	1321	.	.	.	1351
Clifton Down	a	.	.	.	1329
Avonmouth	a	.	.	.	1340
Severn Beach	a	.	.	.	1353
Filton Abbey Wood	d	1301	.	.	.	1330	.	1348	1357
Bristol Parkway	⑦ a	.	1308	.	.	.	1338	1352	1404
Bristol Parkway	⑦ d	.	1309	.	.	.	1340	1352	.
Patchway	d	1335	.	.	.
Pilning	a
Severn Tunnel Junction	a	1346	.	.	.
Newport	a	1324	.	.	.	1358	.	.	.
Cardiff Central	⑦ a	1342	.	.	.	1417	.	.	.
Yate	d	1402	.
Cam & Dursley	d	1415	.
Gloucester	⑦ a	.	.	↵	.	.	.	1434	.
Gloucester	⑦ d	.	.	1337
Cheltenham Spa	a	.	1339	1346	.	.	1411	.	.
Ashchurch for Tewkesbury	a	.	.	1355
Worcester Shrub Hill	⑦ a	.	.	1413
Worcester Foregate St	⑦ a	.	.	1417
Malvern Link	a	.	.	1427
Great Malvern	a	.	.	1432
Train continues to			MAN				DEE		

SATURDAYS

BRISTOL TO CARDIFF, GLOUCESTER,
CHELTENHAM SPA AND GREAT MALVERN

Operator		GW	XC C	XC D	GW	GW	XC	GW	GW
Notes			■ □	■ □			■ □		
Facilities		◇							
Westbury	d	1310	1338
Bath Spa	⑦ d	1336	1408
Oldfield Park	d	1411
Keynsham	d	1418
Taunton	d	.	1315	.	.	1307	1350	.	.
Weston-super-Mare	d	1341	.	.	.
Bristol Temple Meads	⑩ d	1354	1400	1400	1403	1421	1430	1434	1441
Lawrence Hill	d	1437	.
Stapleton Road	d	.	.	.	1407	.	.	1439	.
Clifton Down	a	.	.	.	1415	.	.	1447	.
Avonmouth	a	.	.	.	1431	.	.	1502	.
Severn Beach	a
Filton Abbey Wood	d	1401	.	.	.	1432	.	.	1448
Bristol Parkway	⑦ a	.	1408	1408	.	.	1438	.	1452
Bristol Parkway	⑦ d	.	1409	1409	.	.	1440	.	1453
Patchway	d	1436	.	.	.
Pilning	a	1534n	.	.	.
Severn Tunnel Junction	a	1447	.	.	.
Newport	a	1424	.	.	.	1459	.	.	.
Cardiff Central	⑦ a	1441	.	.	.	1517	.	.	.
Yate	d	1503
Cam & Dursley	d	1517
Gloucester	⑦ a	1533
Gloucester	⑦ d	1537
Cheltenham Spa	a	.	1438	1438	.	.	1509	.	↪
Ashchurch for Tewkesbury	a
Worcester Shrub Hill	⑦ a
Worcester Foregate St	⑦ a
Malvern Link	a
Great Malvern	a
Train continues to			MAN	MAN			GLC		

Operator		GW	GW	XC	GW	GW	GW	XC	GW
Notes									
Facilities		◇		■ □				■ □	
Westbury	d	.	1410	1457
Bath Spa	⑦ d	.	1436	1523
Oldfield Park	d
Keynsham	d
Taunton	d	1407	1452	.
Weston-super-Mare	d	1410	1439	.	.
Bristol Temple Meads	⑩ d	1445	1453	1500	.	1516	1521	1530	1541
Lawrence Hill	d	1448	.	.	.	1519	.	.	.
Stapleton Road	d	1450	.	.	.	1521	.	.	.
Clifton Down	a	1529	.	.	.
Avonmouth	a	1540	.	.	.
Severn Beach	a	1553	.	.	.
Filton Abbey Wood	d	1456	1501	.	.	.	1531	.	1548
Bristol Parkway	⑦ a	1504	.	1508	.	.	.	1538	1552
Bristol Parkway	⑦ d	.	.	1509	.	.	.	1540	1552
Patchway	d	1535	.	.
Pilning	a
Severn Tunnel Junction	a	1546	.	.
Newport	a	.	1524	.	.	.	1558	.	.
Cardiff Central	⑦ a	.	1546	.	.	.	1615	.	.
Yate	d	1602
Cam & Dursley	d	1616
Gloucester	⑦ a	.	.	.	↪	.	.	.	1632
Gloucester	⑦ d	.	.	.	1537
Cheltenham Spa	a	.	.	1539	1547	.	.	1611	.
Ashchurch for Tewkesbury	a	.	.	.	1556
Worcester Shrub Hill	⑦ a	.	.	.	1614
Worcester Foregate St	⑦ a	.	.	.	1617
Malvern Link	a	.	.	.	1626
Great Malvern	a	.	.	.	1632
Train continues to				MAN				EDB	

SATURDAYS

BRISTOL TO CARDIFF, GLOUCESTER,
CHELTENHAM SPA AND GREAT MALVERN

Operator		GW	GW	XC	GW	GW	XC	GW	GW
Notes									
Facilities			◇	■ □			■ □		
Westbury	d	•	1510	•	•	•	•	•	1538
Bath Spa	⑦ d	•	1536	•	•	•	•	•	1608
Oldfield Park	d	•	•	•	•	•	•	•	1611
Keynsham	d	•	•	•	•	•	•	•	1618
Taunton	d	•	•	1502	•	1507	1550	•	•
Weston-super-Mare	d	1510	•	1532	•	1539	•	•	•
Bristol Temple Meads	⑩ d	1545	1555	1600	1603	1624	1630	1634	1641
Lawrence Hill	d	1548	•	•	1606	•	•	1637	•
Stapleton Road	d	1550	•	•	1608	•	•	1639	•
Clifton Down	a	•	•	•	1616	•	•	1647	•
Avonmouth	a	•	•	•	1631	•	•	1702	•
Severn Beach	a	•	•	•	•	•	•	•	•
Filton Abbey Wood	d	1558	1602	•	•	1632	•	•	1648
Bristol Parkway	⑦ a	1604	•	1608	•	•	1638	•	1652
Bristol Parkway	⑦ d	•	•	1609	•	•	1640	•	1652
Patchway	d	•	•	•	•	1636	•	•	•
Pilning	a	•	•	•	•	•	•	•	•
Severn Tunnel Junction	a	•	•	•	•	1647	•	•	•
Newport	a	•	1624	•	•	1700	•	•	•
Cardiff Central	⑦ a	•	1642	•	•	1717	•	•	•
Yate	d	•	•	•	•	•	•	•	1702
Cam & Dursley	d	•	•	•	•	•	•	•	1716
Gloucester	⑦ a	•	•	•	•	•	•	•	1733
Gloucester	⑦ d	•	•	•	•	•	•	•	1737
Cheltenham Spa	a	•	•	1638	•	•	1710	•	↳
Ashchurch for Tewkesbury	a	•	•	•	•	•	•	•	•
Worcester Shrub Hill	⑦ a	•	•	•	•	•	•	•	•
Worcester Foregate St	⑦ a	•	•	•	•	•	•	•	•
Malvern Link	a	•	•	•	•	•	•	•	•
Great Malvern	a	•	•	•	•	•	•	•	•
Train continues to				MAN			EDB		

Operator		GW	GW	XC	GW	GW	GW	XC	GW
Notes									
Facilities			◇	■ □				■ □	
Westbury	d	•	1610	•	•	•	•	•	1639
Bath Spa	⑦ d	•	1636	•	•	•	•	•	1710
Oldfield Park	d	•	•	•	•	•	•	•	1713
Keynsham	d	•	•	•	•	•	•	•	1720
Taunton	d	•	•	•	•	•	1607	1650	•
Weston-super-Mare	d	1610	•	•	•	•	1639	•	•
Bristol Temple Meads	⑩ d	1645	1654	1700	•	1716	1723	1730	1741
Lawrence Hill	d	1648	•	•	•	1719	•	•	•
Stapleton Road	d	1650	•	•	•	1721	•	•	•
Clifton Down	a	•	•	•	•	1729	•	•	•
Avonmouth	a	•	•	•	•	1740	•	•	•
Severn Beach	a	•	•	•	•	1753	•	•	•
Filton Abbey Wood	d	1656	1702	•	•	•	1730	•	1748
Bristol Parkway	⑦ a	1704	•	1708	•	•	•	1739	1752
Bristol Parkway	⑦ d	•	•	1710	•	•	•	1740	1752
Patchway	d	•	•	•	•	•	1735	•	•
Pilning	a	•	•	•	•	•	•	•	•
Severn Tunnel Junction	a	•	1714	•	•	•	1746	•	•
Newport	a	•	1726	•	•	•	1758	•	•
Cardiff Central	⑦ a	•	1742	•	•	•	1815	•	•
Yate	d	•	•	•	•	•	•	•	1802
Cam & Dursley	d	•	•	•	•	•	•	•	1815
Gloucester	⑦ a	•	•	•	↳	•	•	•	1832
Gloucester	⑦ d	•	•	•	1737	•	•	•	•
Cheltenham Spa	a	•	•	1739	1747	•	•	1811	•
Ashchurch for Tewkesbury	a	•	•	•	1756	•	•	•	•
Worcester Shrub Hill	⑦ a	•	•	•	1816	•	•	•	•
Worcester Foregate St	⑦ a	•	•	•	1822	•	•	•	•
Malvern Link	a	•	•	•	1831	•	•	•	•
Great Malvern	a	•	•	•	1836	•	•	•	•
Train continues to				MAN				YRK	

SATURDAYS

BRISTOL TO CARDIFF, GLOUCESTER,
CHELTENHAM SPA AND GREAT MALVERN

Operator		GW	GW	XC	GW	GW	XC	GW	GW
Notes									
Facilities			◇	■ □			■ □		
Westbury	d	.	1710	1748	.
Bath Spa	⑦ d	.	1736	1818	.
Oldfield Park	d	1821	.
Keynsham	d	1828	.
Taunton	d	.	.	1720q	.	1706	1751	.	.
Weston-super-Mare	d	1710	.	.	.	1740	.	.	1810
Bristol Temple Meads	⑩ d	1745	1754	1800	1803	1823	1830	1841	1845
Lawrence Hill	d	1748	.	.	1806	.	.	.	1848
Stapleton Road	d	1751	.	.	1808	.	.	.	1850
Clifton Down	a	.	.	.	1816
Avonmouth	a	.	.	.	1828
Severn Beach	a	.	.	.	1840
Filton Abbey Wood	d	1757	1801	.	.	1832	.	1848	1856
Bristol Parkway	⑦ a	1804	.	1808	.	.	1838	1852	1904
Bristol Parkway	⑦ d	.	.	1809	.	.	1840	1852	.
Patchway	d	1836	.	.	.
Pilning	a
Severn Tunnel Junction	a	.	1813	.	.	1847	.	.	.
Newport	a	.	1825	.	.	1900	.	.	.
Cardiff Central	⑦ a	.	1843	.	.	1917	.	.	.
Yate	d	1902	.
Cam & Dursley	d	1916	.
Gloucester	⑦ a	1932	.
Gloucester	⑦ d	1938	.
Cheltenham Spa	a	.	.	1839	.	.	1910	└	.
Ashchurch for Tewkesbury	a
Worcester Shrub Hill	⑦ a
Worcester Foregate St	⑦ a
Malvern Link	a
Great Malvern	a
Train continues to				MAN			LDS		
Operator		GW	XC	GW	GW	GW	XC	XC	GW
Notes							C	D	
Facilities		□	■ □				■ □	■ □	
Westbury	d	1810	1846
Bath Spa	⑦ d	1836	1915
Oldfield Park	d	1918
Keynsham	d	1926
Taunton	d	1808	1850	1851	.
Weston-super-Mare	d	1840	.	.	.
Bristol Temple Meads	⑩ d	1854	1900	.	1903	1919	1930	1930	1941
Lawrence Hill	d	.	.	.	1906
Stapleton Road	d	.	.	.	1908
Clifton Down	a	.	.	.	1916
Avonmouth	a	.	.	.	1928
Severn Beach	a	.	.	.	1940
Filton Abbey Wood	d	1901	.	.	.	1927	.	.	1948
Bristol Parkway	⑦ a	.	1908	.	.	.	1939	1938	1952
Bristol Parkway	⑦ d	.	1909	.	.	.	1940	1940	1952
Patchway	d	1931	.	.	.
Pilning	a
Severn Tunnel Junction	a	1942	.	.	.
Newport	a	1923	.	.	.	1955	.	.	.
Cardiff Central	⑦ a	1940	.	.	.	2013	.	.	.
Yate	d	2002
Cam & Dursley	d	.	.	└	2016
Gloucester	⑦ a	.	.	1932	2032
Gloucester	⑦ d	.	.	1938	2038
Cheltenham Spa	a	.	1938	1947	.	.	2010	2010	└
Ashchurch for Tewkesbury	a	.	.	1956
Worcester Shrub Hill	⑦ a	.	.	2014
Worcester Foregate St	⑦ a	.	.	2022
Malvern Link	a	.	.	2032
Great Malvern	a	.	.	2035
Train continues to				MAN			LDS	MAN	

SATURDAYS

BRISTOL TO CARDIFF, GLOUCESTER,
CHELTENHAM SPA AND GREAT MALVERN

Operator Notes Facilities		GW	GW	XC D	XC C	GW	XC	XC N	GW
Facilities			◇	■	■		■	■	
Westbury	d	•	1910	•	•	•	•	•	•
Bath Spa	⑦ d	•	1936	•	•	•	•	•	•
Oldfield Park	d	•	•	•	•	•	•	•	•
Keynsham	d	•	•	•	•	•	•	•	•
Taunton	d	•	•	1920	•	•	•	1950	•
Weston-super-Mare	d	1910	•	•	•	•	•	•	•
Bristol Temple Meads	⑩ d	1945	1954	2000	2000	•	2010	2030	2034
Lawrence Hill	d	1948	•	•	•	•	•	•	2037
Stapleton Road	d	1950	•	•	•	•	•	•	2039
Clifton Down	a	•	•	•	•	•	•	•	2047
Avonmouth	a	•	•	•	•	•	•	•	2059
Severn Beach	a	•	•	•	•	•	•	•	2111
Filton Abbey Wood	d	1956	2001	•	•	•	2017	•	•
Bristol Parkway	⑦ a	2004	•	2008	2008	•	•	2039	•
Bristol Parkway	⑦ d	•	•	2009	2009	•	•	2040	•
Patchway	d	•	•	•	•	•	2021	•	•
Pilning	a	•	•	•	•	•	•	•	•
Severn Tunnel Junction	a	•	•	•	•	•	2031	•	•
Newport	a	•	2023	•	•	•	2045	•	•
Cardiff Central	⑦ a	•	2042	•	•	•	2100	•	•
Yate	d	•	•	•	•	•	•	•	•
Cam & Dursley	d	•	•	•	•	•	•	•	•
Gloucester	⑦ a	•	•	•	•	←	•	•	•
Gloucester	⑦ d	•	•	•	•	2038	•	•	•
Cheltenham Spa	a	•	•	2038	2038	2048	•	2109	•
Ashchurch for Tewkesbury	a	•	•	•	•	•	•	•	•
Worcester Shrub Hill	⑦ a	•	•	•	•	•	•	•	•
Worcester Foregate St	⑦ a	•	•	•	•	•	•	•	•
Malvern Link	a	•	•	•	•	•	•	•	•
Great Malvern	a	•	•	•	•	•	•	•	•
Train continues to				BHM	BHM			BHM	

Operator Notes Facilities		GW	GW	GW	GW	GW	GW	GW	GW
Facilities			◇			◇			◇
Westbury	d	•	2010	•	•	2110	•	•	2212
Bath Spa	⑦ d	•	2036	•	•	2138	•	•	2238
Oldfield Park	d	•	•	•	•	•	•	•	•
Keynsham	d	•	•	•	•	•	•	•	•
Taunton	d	•	•	2017	•	•	•	•	•
Weston-super-Mare	d	•	•	2050	•	•	•	•	•
Bristol Temple Meads	⑩ d	2041	2053	2129	2140	2157	2213	2216	2255
Lawrence Hill	d	•	•	•	2143	•	•	2219	•
Stapleton Road	d	•	•	•	2145	•	•	2221	•
Clifton Down	a	•	•	•	2153	•	•	2229	•
Avonmouth	a	•	•	•	2208	•	•	2240	•
Severn Beach	a	•	•	•	•	•	•	2253	•
Filton Abbey Wood	d	2048	2101	2136	•	2204	2220	•	2302
Bristol Parkway	⑦ a	2052	•	•	•	•	2224	•	•
Bristol Parkway	⑦ d	2052	•	•	•	•	2224	•	•
Patchway	d	•	•	2141	•	2209	•	•	2307
Pilning	a	•	•	•	•	•	•	•	•
Severn Tunnel Junction	a	•	•	2152	•	2219	•	•	2317
Newport	a	•	2123	2209	•	2237	•	•	2335
Cardiff Central	⑦ a	•	2142	2232	•	2300	•	•	2356
Yate	d	2102	•	•	•	•	2233	•	•
Cam & Dursley	d	2116	•	•	•	•	2246	•	•
Gloucester	⑦ a	2132	•	•	•	•	2302	•	•
Gloucester	⑦ d	2138	•	•	•	•	•	•	•
Cheltenham Spa	a	2148	•	•	•	•	•	•	•
Ashchurch for Tewkesbury	a	2157	•	•	•	•	•	•	•
Worcester Shrub Hill	⑦ a	2218	•	•	•	•	•	•	•
Worcester Foregate St	⑦ a	•	•	•	•	•	•	•	•
Malvern Link	a	•	•	•	•	•	•	•	•
Great Malvern	a	•	•	•	•	•	•	•	•
Train continues to									

SUNDAYS

BRISTOL TO CARDIFF, GLOUCESTER, CHELTENHAM SPA AND GREAT MALVERN

Operator		GW	GW	XC	GW	GW	GW	GW	XC	GW
Notes							K	J		
Facilities				■_CP		◇			■_CP	◇
Westbury	d	0856	.	.	.	0946
Bath Spa	⑦ d	0925	.	.	.	1014
Oldfield Park	d	0928	.	.	.	1018
Keynsham	d	0935	.	.	.	1025
Taunton	d
Weston-super-Mare	d
Bristol Temple Meads	⑩ d	0848	0901	0915	0920	0949	1023	1023	1030	1040
Lawrence Hill	d	.	0904	.	.	.	1026	1026	.	.
Stapleton Road	d	.	0906	.	.	.	1028	1028	.	.
Clifton Down	a	.	0914	.	.	.	1036	1036	.	.
Avonmouth	a	.	0925	.	.	.	1049	1049	.	.
Severn Beach	a	.	0936	.	.	.	1102	.	.	.
Filton Abbey Wood	d	0855	.	.	0925	0958	.	.	.	1047
Bristol Parkway	⑦ a	.	.	0923	0929	.	.	.	1038	.
Bristol Parkway	⑦ d	.	.	0925	0929	.	.	.	1040	.
Patchway	d	1052
Severn Tunnel Junction	a	0907	.	.	.	1010	.	.	.	1103
Newport	a	0924	.	.	.	1021	.	.	.	1114
Cardiff Central	⑦ a	0945	.	.	.	1036	.	.	.	1130
Yate	d	.	.	.	0940
Cam & Dursley	d	.	.	.	0953
Gloucester	⑦ a	.	.	0952	1010
Gloucester	⑦ d	.	.	1000	1012
Cheltenham Spa	a	.	.	1009	1021	.	.	.	1109	.
Ashchurch for Tewkesbury	a	.	.	.	1030
Worcester Shrub Hill	⑦ a	.	.	.	1051
Worcester Foregate St	⑦ a
Malvern Link	a
Great Malvern	a
Train continues to				EDB					GLC	

Operator		GW	GW	XC	GW	GW	GW	GW	XC	GW
Notes		K	J				K	J		
Facilities				■_CP	◇				■_CP	
Westbury	d	.	.	.	1058
Bath Spa	⑦ d	.	.	.	1124
Oldfield Park	d	.	.	.	1127
Keynsham	d	.	.	.	1135
Taunton	d	1003	1003	1050	1150	.
Weston-super-Mare	d	1040	1040
Bristol Temple Meads	⑩ d	1123	1123	1130	1147	1211	1223	1223	1230	.
Lawrence Hill	d	1126	1126	.	.	.	1226	1226	.	.
Stapleton Road	d	1128	1128	.	.	.	1228	1228	.	.
Clifton Down	a	1136	1136	.	.	.	1236	1236	.	.
Avonmouth	a	1149	1149	.	.	.	1248	1249	.	.
Severn Beach	a	1202	1258	.	.	.
Filton Abbey Wood	d	.	.	.	1155	1216
Bristol Parkway	⑦ a	.	.	1138	.	1220	.	.	1238	.
Bristol Parkway	⑦ d	.	.	1140	.	1222	.	.	1240	.
Patchway	d
Severn Tunnel Junction	a	.	.	.	1208
Newport	a	.	.	.	1221
Cardiff Central	⑦ a	.	.	.	1236
Yate	d	1232
Cam & Dursley	d	1246
Gloucester	⑦ a	1304
Gloucester	⑦ d	1305	.	.	.	1305
Cheltenham Spa	a	.	.	1209	.	┌	.	.	1309	1316
Ashchurch for Tewkesbury	a	1325
Worcester Shrub Hill	⑦ a	1342
Worcester Foregate St	⑦ a
Malvern Link	a
Great Malvern	a
Train continues to				ABD					GLC	

SUNDAYS

BRISTOL TO CARDIFF, GLOUCESTER, CHELTENHAM SPA AND GREAT MALVERN

Operator		GW	XC	GW	GW	XC	GW	XC	GW	GW
Notes				K	J					K
Facilities		■ CP				◆	■ CP			
Westbury	d	1256	.	.	.
Bath Spa	⑦ d	1323	.	.	.
Oldfield Park	d	1326	.	.	.
Keynsham	d	1333	.	.	.
Taunton	d	.	1159	.	.	1250	.	1326	.	.
Weston-super-Mare	d	.	1221
Bristol Temple Meads	⑩ d	1248	1300	1323	1323	1330	1348	1400	1416	1423
Lawrence Hill	d	.	.	1326	1326	1426
Stapleton Road	d	.	.	1328	1328	1428
Clifton Down	a	.	.	1336	1336	1436
Avonmouth	a	.	.	1348	1349	1449
Severn Beach	a	.	.	1359	1502
Filton Abbey Wood	d	1255	1355	.	1423	.
Bristol Parkway	⑦ a	.	1308	.	.	1338	.	1408	.	.
Bristol Parkway	⑦ d	.	1309	.	.	1340	.	1409	.	.
Patchway	d
Severn Tunnel Junction	a	1307	1407	.	1435	.
Newport	a	1319	1419	.	1447	.
Cardiff Central	⑦ a	1334	1435	.	1502	.
Yate	d
Cam & Dursley	d
Gloucester	⑦ a
Gloucester	⑦ d
Cheltenham Spa	a	.	1338	.	.	1409	.	1438	.	.
Ashchurch for Tewkesbury	a
Worcester Shrub Hill	⑦ a
Worcester Foregate St	⑦ a
Malvern Link	a
Great Malvern	a
Train continues to		MAN			EDB		MAN			

Operator		GW	XC	GW	GW	XC	GW	GW	XC	
Notes		J					K	J		
Facilities		■ CP			◆	■ CP			■ CP	
Westbury	d	.	.	.	1356	
Bath Spa	⑦ d	.	.	.	1425	
Oldfield Park	d	.	.	.	1428	
Keynsham	d	.	.	.	1436	
Taunton	d	.	1350	1450	
Weston-super-Mare	d	
Bristol Temple Meads	⑩ d	1423	1430	1439	1448	1500	.	1523	1523	1530
Lawrence Hill	d	1426	1526	1526	.
Stapleton Road	d	1428	1528	1528	.
Clifton Down	a	1436	1536	1536	.
Avonmouth	a	1449	1549	1549	.
Severn Beach	a	1602	.	.
Filton Abbey Wood	d	.	.	1446	1455
Bristol Parkway	⑦ a	.	1438	1450	.	1508	.	.	.	1538
Bristol Parkway	⑦ d	.	1440	1451	.	1510	.	.	.	1540
Patchway	d
Severn Tunnel Junction	a	.	.	.	1505
Newport	a	.	.	.	1520
Cardiff Central	⑦ a	.	.	.	1535
Yate	d	.	.	1502
Cam & Dursley	d	.	.	1516
Gloucester	⑦ a	.	.	1533	.	.	←	.	.	.
Gloucester	⑦ d	.	.	1535	.	.	1535	.	.	.
Cheltenham Spa	a	.	1509	←	.	1539	1545	.	.	1609
Ashchurch for Tewkesbury	a	1555	.	.	.
Worcester Shrub Hill	⑦ a	1612	.	.	.
Worcester Foregate St	⑦ a
Malvern Link	a
Great Malvern	a
Train continues to		GLC			MAN		EDB			

SUNDAYS

BRISTOL TO CARDIFF, GLOUCESTER, CHELTENHAM SPA AND GREAT MALVERN

Operator Notes Facilities		GW	XC	GW	GW K	GW J	XC	GW	GW	GW J
		◇	■_CP				■_CP		◇	
Westbury	d	1500	1604	.
Bath Spa	⑦ d	1525	1629	.
Oldfield Park	d
Keynsham	d
Taunton	d	.	.	.	1509	1509	1551	.	.	.
Weston-super-Mare	d	.	.	.	1545	1545	.	.	.	1610
Bristol Temple Meads	⑩ d	1548	1600	1612	1623	1623	1630	1641	1648	1653
Lawrence Hill	d	.	.	.	1626	1626	.	.	.	1656
Stapleton Road	d	.	.	.	1628	1628	.	.	.	1658
Clifton Down	a	.	.	.	1636	1636	.	.	.	1706
Avonmouth	a	.	.	.	1647	1647	.	.	.	1717
Severn Beach	a	.	.	.	1702	1728
Filton Abbey Wood	d	1555	.	1619	.	.	.	1646	1655	.
Bristol Parkway	⑦ a	.	1608	.	.	.	1638	1650	.	.
Bristol Parkway	⑦ d	.	1609	.	.	.	1640	1651	.	.
Patchway	d	1700	.
Severn Tunnel Junction	a	1608	.	1632	1710	.
Newport	a	1619	.	1644	1721	.
Cardiff Central	⑦ a	1634	.	1701	1737	.
Yate	d	1702	.	.
Cam & Dursley	d	1716	.	.
Gloucester	⑦ a	1733	.	.
Gloucester	⑦ d	1735	.	.
Cheltenham Spa	a	.	1638	.	.	.	1710	↳	.	.
Ashchurch for Tewkesbury	a
Worcester Shrub Hill	⑦ a
Worcester Foregate St	⑦ a
Malvern Link	a
Great Malvern	a
Train continues to			MAN				EDB			




Operator Notes Facilities		GW K	XC	GW	XC	GW	GW K	GW J	XC	XC
			■_CP		■_CP	◇			■_CP	■_CP
Westbury	d	1700
Bath Spa	⑦ d	1725
Oldfield Park	d	1728
Keynsham	d	1736
Taunton	d	.	1600	.	1650	1751
Weston-super-Mare	d	1610	1630
Bristol Temple Meads	⑩ d	1653	1700	.	1730	1748	1753	1753	1800	1830
Lawrence Hill	d	1656	1756	1756	.	.
Stapleton Road	d	1658	1758	1758	.	.
Clifton Down	a	1706	1806	1806	.	.
Avonmouth	a	1717	1817	1817	.	.
Severn Beach	a	1734	1829	.	.	.
Filton Abbey Wood	d	1755
Bristol Parkway	⑦ a	.	1708	.	1738	.	.	.	1808	1839
Bristol Parkway	⑦ d	.	1709	.	1740	.	.	.	1809	1840
Patchway	d
Severn Tunnel Junction	a	1808
Newport	a	1820
Cardiff Central	⑦ a	1837
Yate	d
Cam & Dursley	d
Gloucester	⑦ a	.	.	↳
Gloucester	⑦ d	.	.	1735
Cheltenham Spa	a	.	1738	1745	1809	.	.	.	1838	1910
Ashchurch for Tewkesbury	a	.	.	1755
Worcester Shrub Hill	⑦ a	.	.	1815
Worcester Foregate St	⑦ a
Malvern Link	a
Great Malvern	a
Train continues to			MAN		YRK				MAN	LDS




SUNDAYS




BRISTOL TO CARDIFF, GLOUCESTER, CHELTENHAM SPA AND GREAT MALVERN




Operator		GW	GW	GW	GW	XC	GW	XC	GW	GW
Notes				K	J					
Facilities		◇				■	■	■	◇	
Westbury	d	•	1800	•	•	•	•	•	1901	•
Bath Spa	⑦ d	•	1830	•	•	•	•	•	1925	•
Oldfield Park	d	•	•	•	•	•	•	•	•	•
Keynsham	d	•	•	•	•	•	•	•	•	•
Taunton	d	•	•	•	•	•	•	1851	•	•
Weston-super-Mare	d	•	•	1808	1808	•	•	•	•	•
Bristol Temple Meads	⑩ d	1837	1848	1851	1851	1900	•	1930	1948	1953
Lawrence Hill	d	•	•	1854	1854	•	•	•	•	1956
Stapleton Road	d	•	•	1856	1856	•	•	•	•	1958
Clifton Down	a	•	•	1907	1907	•	•	•	•	2006
Avonmouth	a	•	•	1919	1919	•	•	•	•	2017
Severn Beach	a	•	•	1931	•	•	•	•	•	•
Filton Abbey Wood	d	1842	1855	•	•	•	•	•	1955	•
Bristol Parkway	⑦ a	1846	•	•	•	1908	•	1938	•	•
Bristol Parkway	⑦ d	1846	•	•	•	1909	•	1940	•	•
Patchway	d	•	•	•	•	•	•	•	2000	•
Severn Tunnel Junction	a	•	1908	•	•	•	•	•	2010	•
Newport	a	•	1920	•	•	•	•	•	2022	•
Cardiff Central	⑦ a	•	1934	•	•	•	•	•	2037	•
Yate	d	1858	•	•	•	•	•	•	•	•
Cam & Dursley	d	1912	•	•	•	•	•	•	•	•
Gloucester	⑦ a	1930	•	•	•	•	←	•	•	•
Gloucester	⑦ d	1933	•	•	•	•	1933	•	•	•
Cheltenham Spa	a	←	•	•	•	1938	1945	2009	•	•
Ashchurch for Tewkesbury	a	•	•	•	•	•	1954	•	•	•
Worcester Shrub Hill	⑦ a	•	•	•	•	•	2022	•	•	•
Worcester Foregate St	⑦ a	•	•	•	•	•	•	•	•	•
Malvern Link	a	•	•	•	•	•	•	•	•	•
Great Malvern	a	•	•	•	•	•	•	•	•	•
Train continues to						MAN		LDS		




Operator		XC	XC	GW	GW	GW	GW	XC	GW	GW	
Notes				A							
Facilities		■	■			◇	◇	■		◇	
Westbury	d	•	•	1941	•	2000	•	2100	•	2200	
Bath Spa	⑦ d	•	•	•	•	2025	•	2125	•	2225	
Oldfield Park	d	•	•	•	•	•	•	•	•	•	
Keynsham	d	•	•	•	•	•	•	•	•	•	
Taunton	d	1924	1950	•	•	•	•	•	•	•	
Weston-super-Mare	d	•	•	•	•	•	•	•	•	•	
Bristol Temple Meads	⑩ d	2000	2030	•	2041	2048	2053	2149	2210	2230	2249
Lawrence Hill	d	•	•	•	•	•	2056	•	•	•	•
Stapleton Road	d	•	•	•	•	•	2058	•	•	•	•
Clifton Down	a	•	•	•	•	•	2107	•	•	•	•
Avonmouth	a	•	•	•	•	•	•	•	•	•	•
Severn Beach	a	•	•	•	•	•	•	•	•	•	•
Filton Abbey Wood	d	•	•	•	2047	2055	•	2155	•	2235	2256
Bristol Parkway	⑦ a	2008	2038	•	2051	•	•	•	2218	2239	•
Bristol Parkway	⑦ d	2009	2040	•	2051	•	•	•	2219	2239	•
Patchway	d	•	•	•	•	•	•	2200	•	•	•
Severn Tunnel Junction	a	•	•	•	•	2107	•	2211	•	•	2309
Newport	a	•	•	•	•	2120	•	2224	•	•	2321
Cardiff Central	⑦ a	•	•	•	•	2134	•	2243	•	•	2335
Yate	d	•	•	•	2103	•	•	•	•	2250	•
Cam & Dursley	d	•	•	•	2117	•	•	•	•	2303	•
Gloucester	⑦ a	•	•	2120	2134	•	•	•	•	2321	•
Gloucester	⑦ d	•	•	2126	2138	•	•	•	•	•	•
Cheltenham Spa	a	2038	2109	2134	2147	•	•	•	2248	•	•
Ashchurch for Tewkesbury	a	•	•	•	•	•	•	•	•	•	•
Worcester Shrub Hill	⑦ a	•	•	•	•	•	•	•	•	•	•
Worcester Foregate St	⑦ a	•	•	•	•	•	•	•	•	•	•
Malvern Link	a	•	•	•	•	•	•	•	•	•	•
Great Malvern	a	•	•	•	•	•	•	•	•	•	•
Train continues to		BHM	LDS					BHM			




Operator Notes	TW	GW ■	XC I◇	GW	GW ■	XC I◇	GW	GW ■
Ashchurch for Tewkesbury d	·	0544	·	·	·	0628	0705	·
Cheltenham Spa  a	·	0552	·	·	·	0637	0715	·
Cheltenham Spa  d	0537	0554	0603	0624	0630	0644	0716	0731
Gloucester  (7) a	0548	0603	0611	0634	0639	0654	0726	0740




Operator Notes	TW	XC I◇	GW ■	TW	XC I◇	GW ■	GW	XC I◇
Ashchurch for Tewkesbury d	·	·	·	·	·	·	0927	·
Cheltenham Spa  a	·	·	·	·	·	·	0936	·
Cheltenham Spa  d	0746	0815	0832	0846	0915	0919	0936	1015
Gloucester  (7) a	0757	0823	0841	0858	0923	0928	0946	1023




Operator Notes	GW ■	TW	XC I◇	GW	GW	TW	XC I◇	GW ■
Ashchurch for Tewkesbury d	·	·	·	·	1125	·	·	·
Cheltenham Spa  a	·	·	·	·	1133	·	·	·
Cheltenham Spa  d	1036	1045	1115	1120	1134	1146	1215	1236
Gloucester  (7) a	1045	1057	1123	1130	1144	1157	1223	1245

Operator Notes	XC I◇	GW	GW	TW	XC I◇	GW CS ■	XC I◇	GW
Ashchurch for Tewkesbury d	·	·	1325	·	·	·	·	·
Cheltenham Spa  a	·	·	1334	·	·	·	·	·
Cheltenham Spa  d	1315	1320	1334	1345	1415	1436	1515	1520
Gloucester  (7) a	1323	1330	1343	1357	1423	1445	1523	1530

Operator Notes	GW	XC I◇	GW ■	TW	XC I◇	GW	GW	TW
Ashchurch for Tewkesbury d	1525	·	·	·	1709	1724	·	·
Cheltenham Spa  a	1534	·	·	·	1718	1732	·	·
Cheltenham Spa  d	1534	1615	1620	1645	1718	1733	1741	1745
Gloucester  (7) a	1543	1623	1630	1656	1729	1742	1751	1757




Operator Notes	XC I◇	GW ■	TW	XC ■	XC I◇	GW	TW	GW
Ashchurch for Tewkesbury d	1809	·	·	·	·	1925	·	·
Cheltenham Spa  a	1818	·	·	·	·	1935	·	·
Cheltenham Spa  d	1818	1833	1845	1852	1915	1935	1947	2004
Gloucester  (7) a	1827	1843	1858	1901	1923	1943	1956	2015




Operator Notes	XC I◇	GW	GW	XC I◇	GW ■	XC ■	GW	GW
Ashchurch for Tewkesbury d	·	·	·	·	·	·	·	2208
Cheltenham Spa  a	·	·	·	·	·	·	·	2218
Cheltenham Spa  d	2015	2020	2102	2115	2120	2152	2201	2218
Gloucester  (7) a	2023	2029	2111	2123	2129	2201	2211	2228




Operator Notes	XC I◇	TW	GW
Ashchurch for Tewkesbury d	2213	·	2251
Cheltenham Spa  a	2223	·	2304
Cheltenham Spa  d	2223	2300	2305
Gloucester  (7) a	2235	2311	2317




SATURDAYS




**ASHCHURCH FOR TEWKESBURY AND
CHELTENHAM SPA TO GLOUCESTER**




Operator Notes	GW	XC ■◇	XC ■◇	GW	GW	GW ■	TW	XC ■◇
Ashchurch for Tewkesbury d	·	·	0633	·	0705	·	·	·
Cheltenham Spa  a	·	·	0641	·	0715	·	·	·
Cheltenham Spa  d	0530	0603	0642	0648	0716	0732	0745	0815
Gloucester  ⑦ a	0541	0611	0652	0658	0725	0741	0757	0823




Operator Notes	TW	GW ■	XC ■◇	GW	GW	XC ■◇	TW	GW ■
Ashchurch for Tewkesbury d	·	·	·	0927	·	·	·	·
Cheltenham Spa  a	·	·	·	0935	·	·	·	·
Cheltenham Spa  d	0845	0900	0915	0936	1001	1015	1045	1100
Gloucester  ⑦ a	0857	0910	0923	0945	1012	1023	1056	1109

Operator Notes	XC ■◇	GW	TW	GW	XC ■◇	GW ■	XC ■◇	GW
Ashchurch for Tewkesbury d	·	1129	·	·	·	·	·	1314
Cheltenham Spa  a	·	1137	·	·	·	·	·	1322
Cheltenham Spa  d	1115	1138	1146	1201	1215	1300	1315	1323
Gloucester  ⑦ a	1123	1147	1156	1212	1223	1309	1323	1335

Operator Notes	TW	GW	XC ■◇	GW ■	XC ■◇	GW	GW	XC ■◇
Ashchurch for Tewkesbury d	·	·	·	·	·	1525	·	·
Cheltenham Spa  a	·	·	·	·	·	1534	·	·
Cheltenham Spa  d	1345	1401	1415	1500	1515	1535	1601	1615
Gloucester  ⑦ a	1357	1412	1423	1509	1523	1544	1612	1623




Operator Notes	TW	GW ■	XC ■◇	GW	TW	GW	XC ■◇	TW
Ashchurch for Tewkesbury d	·	·	·	1725	·	·	1809	·
Cheltenham Spa  a	·	·	·	1734	·	·	1818	·
Cheltenham Spa  d	1645	1700	1715	1735	1745	1801	1818	1845
Gloucester  ⑦ a	1656	1710	1723	1744	1756	1812	1827	1856




Operator Notes	GW ■	XC ■◇	GW	TW	GW	XC ■◇	GW	XC ■◇
Ashchurch for Tewkesbury d	·	·	1925	·	·	·	·	·
Cheltenham Spa  a	·	·	1935	·	·	·	·	·
Cheltenham Spa  d	1900	1915	1935	1945	2002	2015	2102	2115
Gloucester  ⑦ a	1909	1923	1945	1956	2012	2023	2112	2123




Operator Notes	GW	XC ■	GW	GW
Ashchurch for Tewkesbury d	·	·	2151	2241
Cheltenham Spa  a	·	·	2200	2251
Cheltenham Spa  d	2120	2152	2202	2251
Gloucester  ⑦ a	2130	2202	2212	2301




SUNDAYS

**ASHCHURCH FOR TEWKESBURY AND
CHELTENHAM SPA TO GLOUCESTER**

Operator Notes	GW	GW	XC 1◇	GW ■	XC 1◇	GW	TW	GW
Ashchurch for Tewkesbury d	1153	.	.
Cheltenham Spa  a	1203	.	.
Cheltenham Spa  d	0924	1004	1101	1118	1157	1203	1221	1246
Gloucester  (7) a	0935	1014	1109	1127	1209	1214	1231	1256





Operator Notes	XC 1◇	GW ■	XC 1◇	TW	GW	XC 1◇	GW ■	XC 1◇
Ashchurch for Tewkesbury d	1451	.	.	.
Cheltenham Spa  a	1500	.	.	.
Cheltenham Spa  d	1315	1346	1415	1421	1501	1515	1546	1615
Gloucester  (7) a	1323	1358	1423	1433	1510	1523	1555	1623





Operator Notes	TW	GW	GW	XC 1◇	GW ■	XC 1◇	TW	GW
Ashchurch for Tewkesbury d	.	.	1653	1856
Cheltenham Spa  a	.	.	1701	1904
Cheltenham Spa  d	1621	1646	1703	1715	1746	1815	1835	1906
Gloucester  (7) a	1635	1657	1713	1723	1755	1823	1846	1916





Operator Notes	XC 1◇	GW ■	XC 1◇	GW	GW	XC ■	GW
Ashchurch for Tewkesbury d	.	.	.	2054	.	.	.
Cheltenham Spa  a	.	.	.	2102	.	.	.
Cheltenham Spa  d	1915	1946	2015	2103	2147	2153	2201
Gloucester  (7) a	1925	1956	2024	2113	2156	2203	2211





MONDAYS TO FRIDAYS





GLOUCESTER TO CHELTENHAM SPA
AND ASHCURCH FOR TEWKESBURY





Operator Notes		GW MX	GW	XC I◇	GW	TW	GW ■	XC I◇	TW
Gloucester  ⑦ d	a	0030	0600	0707	0714	0722	0737	0748	0821
Cheltenham Spa 	a	0040	0610	0716	0724	0734	0747	0757	0834
Cheltenham Spa 	d	.	0611	0717	0725	.	.	0759	.
Ashchurch for Tewkesbury 	a	.	0619	0724	0733	.	.	0806	.





Operator Notes		XC I◇	GW	GW ■	GW ■	XC I◇	TW	GW	XC I◇
Gloucester  ⑦ d	a	0848	0852	0938	0943	0952	1020	1033	1048
Cheltenham Spa 	a	0858	0905	0946	0952	1002	1031	1046	1058
Cheltenham Spa 	d	.	.	0948
Ashchurch for Tewkesbury 	a	.	.	0955





Operator Notes		TW	GW	GW ■	XC I◇	GW	XC I◇	TW	GW
Gloucester  ⑦ d	a	1121	1137	1143	1151	1233	1244	1322	1337
Cheltenham Spa 	a	1132	1146	1152	1201	1246	1254	1333	1346
Cheltenham Spa 	d	.	1148	.	.	.	1255	.	1348
Ashchurch for Tewkesbury 	a	.	1156	.	.	.	1302	.	1355

Operator Notes		GW ■	XC I◇	GW	XC I◇	GW	GW ■	XC I◇	TW
Gloucester  ⑦ d	a	1341	1352	1433	1448	1537	1541	1550	1622
Cheltenham Spa 	a	1352	1401	1445	1457	1546	1552	1559	1631
Cheltenham Spa 	d	1548	.	.	.
Ashchurch for Tewkesbury 	a	1556	.	.	.

Operator Notes		GW	XC I◇	TW	GW	GW ■	XC I◇	TW	XC I◇
Gloucester  ⑦ d	a	1635	1646	1720	1737	1743	1752	1821	1844
Cheltenham Spa 	a	1645	1656	1729	1746	1752	1801	1830	1854
Cheltenham Spa 	d	.	.	.	1748	.	.	.	1855
Ashchurch for Tewkesbury 	a	.	.	.	1756	.	.	.	1902




Operator Notes		GW ■	TW	GW	GW ■	XC I◇	GW ■	GW	XC ■
Gloucester  ⑦ d	a	1854	1921	1935	1939	1951	2033	2037	2045
Cheltenham Spa 	a	1902	1931	1945	1951	2000	2043	2048	2053
Cheltenham Spa 	d	.	.	1946
Ashchurch for Tewkesbury 	a	.	.	1954




Operator Notes		XC I◇	GW	GW	GW ■	XC I◇	TW	XC I◇	GW
Gloucester  ⑦ d	a	2055	2123	2135	2151	2202	2223	2248	2251
Cheltenham Spa 	a	2104	2133	2146	2200	2212	2234	2257	2303
Cheltenham Spa 	d	.	.	2147	.	2213	.	.	.
Ashchurch for Tewkesbury 	a	.	.	2155	.	2220	.	.	.




Operator Notes		GW TFM	GW SM
Gloucester  ⑦ d	a	0030	0033
Cheltenham Spa 	a	0040	0043
Cheltenham Spa 	d	.	.
Ashchurch for Tewkesbury 	a	.	.




SATURDAYS




**GLOUCESTER TO CHELTENHAM SPA
AND ASHCURCH FOR TEWKESBURY**




Operator Notes		GW	GW	XC ■	XC ⬠	GW	TW	XC ⬠	GW
Gloucester  ⑦ d		0033	0600	0653	0704	0713	0721	0744	0810
Cheltenham Spa  a		0043	0610	0702	0713	0723	0734	0754	0820
Cheltenham Spa  d		.	0611	.	0714	0725	.	0755	.
Ashchurch for Tewkesbury a		.	0619	.	0721	0733	.	0802	.




Operator Notes		TW	XC ⬠	GW	XC ⬠	GW ■	TW	XC ⬠	GW
Gloucester  ⑦ d		0822	0848	0938	0948	1013	1021	1048	1109
Cheltenham Spa  a		0835	0858	0946	0958	1022	1032	1058	1120
Cheltenham Spa  d		.	.	0948
Ashchurch for Tewkesbury a		.	.	0955

Operator Notes		TW	GW	XC ⬠	GW ■	XC ⬠	GW	TW	GW
Gloucester  ⑦ d		1122	1137	1148	1213	1244	1308	1322	1337
Cheltenham Spa  a		1132	1147	1158	1222	1254	1320	1332	1346
Cheltenham Spa  d		.	1148	.	.	1255	.	.	1348
Ashchurch for Tewkesbury a		.	1156	.	.	1302	.	.	1355




Operator Notes		XC ⬠	GW ■	XC ⬠	GW	GW	XC ⬠	GW ■	TW
Gloucester  ⑦ d		1348	1413	1448	1509	1537	1548	1613	1621
Cheltenham Spa  a		1358	1422	1458	1520	1547	1558	1622	1632
Cheltenham Spa  d		1548	.	.	.
Ashchurch for Tewkesbury a		1556	.	.	.




Operator Notes		XC ⬠	GW	TW	GW	XC ⬠	GW ■	TW	XC ⬠
Gloucester  ⑦ d		1648	1710	1723	1737	1748	1813	1824	1844
Cheltenham Spa  a		1658	1720	1733	1747	1758	1822	1833	1854
Cheltenham Spa  d		.	.	.	1748	.	.	.	1855
Ashchurch for Tewkesbury a		.	.	.	1756	.	.	.	1902




Operator Notes		GW	TW	GW	XC ⬠	GW ■	GW	GW	XC ⬠
Gloucester  ⑦ d		1910	1921	1938	1948	2013	2038	2052	2106
Cheltenham Spa  a		1920	1931	1947	1958	2022	2048	2104	2116
Cheltenham Spa  d		.	.	1948	2117
Ashchurch for Tewkesbury a		.	.	1956	2124




Operator Notes		GW	XC ⬠	GW ■
Gloucester  ⑦ d		2138	2148	2213
Cheltenham Spa  a		2148	2158	2222
Cheltenham Spa  d		2149	.	.
Ashchurch for Tewkesbury a		2157	.	.


SUNDAYS
**GLOUCESTER TO CHELTENHAM SPA
AND ASHCURCH FOR TEWKESBURY**

Operator Notes	XC ■	GW	GW ■	GW	TW	XC ■◇	GW ■	XC ■◇
Gloucester  ⑦ d	1000	1012	1034	1136	1142	1148	1233	1248
Cheltenham Spa  a	1009	1021	1044	1145	1152	1158	1245	1258
Cheltenham Spa  d	·	1022	·	·	·	·	·	·
Ashchurch for Tewkesbury a	·	1030	·	·	·	·	·	·



Operator Notes	GW	TW	XC ■◇	GW ■	XC ■◇	GW	GW	TW
Gloucester  ⑦ d	1305	1340	1348	1434	1448	1523	1535	1540
Cheltenham Spa  a	1316	1352	1358	1446	1458	1533	1545	1550
Cheltenham Spa  d	1317	·	·	·	·	·	1547	·
Ashchurch for Tewkesbury a	1325	·	·	·	·	·	1555	·

Operator Notes	XC ■◇	GW ■	XC ■◇	GW	TW	XC ■◇	GW ■	XC ■◇
Gloucester  ⑦ d	1548	1633	1648	1735	1740	1748	1835	1848
Cheltenham Spa  a	1558	1647	1658	1745	1750	1758	1847	1858
Cheltenham Spa  d	·	·	·	1746	·	·	·	·
Ashchurch for Tewkesbury a	·	·	·	1755	·	·	·	·

Operator Notes	GW	TW	XC ■◇	GW ■	XC ■◇	GW	GW	XC ■◇
Gloucester  ⑦ d	1933	1941	1948	2033	2048	2126	2138	2148
Cheltenham Spa  a	1945	1953	1958	2045	2057	2134	2147	2158
Cheltenham Spa  d	1946	·	·	·	·	·	·	·
Ashchurch for Tewkesbury a	1954	·	·	·	·	·	·	·

Operator Notes	GW ■	GW
Gloucester  ⑦ d	2229	2356
Cheltenham Spa  a	2238	0007
Cheltenham Spa  d	·	·
Ashchurch for Tewkesbury a	·	·

Notes and symbols

- Bold** Through service
- Light Connecting service
- Green** Runs on certain days only. Please check note at top of column
- GW** Operated by Great Western Railway
- TW** Operated by Transport for Wales
- XC** Operated by CrossCountry
- Bike reservations are compulsory. First Class accommodation, seat reservations, Wi-Fi and power points are available
- First Class accommodation is available
- ◇ Seat reservations are available
- Seat reservations are recommended
- ⑦ Minimum time, in minutes, you need to allow between connecting services (this is only shown at stations where this differs from the standard 5 minute allowance)
-  PlusBus available
-  On-train refreshments are available for all or part of the journey
- ↳ Continued in a later column
- ← Continued from an earlier column

- a** Arrival time
- c** Passengers may arrive earlier by changing trains at Bristol Temple Meads
- d** Departure time
- e** Arrival time. Stops at this station after Bristol Temple Meads
- f** Arrives at 0600 on Mondays
- g** Stops at this station before Bristol Temple Meads
- h** Passengers may depart later by changing trains at Bristol Temple Meads
- j** Arrives Newport at 2227 and Cardiff Central at 2243 on Fridays
- k** Arrives at 2349 on Fridays
- m** Departs 5 minutes later until 7 September
- n** Arrival time. Change at Severn Tunnel Junction
- p** Previous night
- q** Calls at this station until 7 September only
- s** Stops to set down passengers only

- A** Runs via Swindon
- B** Train continues to Penzance from 9 September
- C** Runs from 14 September
- D** Runs until 7 September
- E** Train continues to Penzance until 7 September
- F** Train continues to Paignton until 7 September
- G** Train continues to Newquay until 7 September
- H** Train continues to Penzance from 14 September
- J** Runs from 27 October
- K** Runs until 20 October
- L** Train continues to Plymouth from 15 September
- N** Train continues to Leeds until 7 September

- FO** Operates Fridays only
- FX** Operates Mondays to Thursdays only
- MX** Operates Tuesdays to Fridays only
- SM** Operates Saturday mornings only
- TFM** Operates Tuesdays to Fridays mornings only
- TSM** Operates Tuesday to Saturday mornings

- ABD** To Aberdeen
- BHM** To Birmingham New Street
- BTN** To Brighton
- CDF** To Cardiff Central
- DEE** To Dundee
- EDB** To Edinburgh
- EXD** To Exeter St Davids
- FRO** To Frome
- GLC** To Glasgow Central
- LDS** To Leeds
- MAN** To Manchester Piccadilly
- NQY** To Newquay
- PAD** To London Paddington
- PGN** To Paignton
- PLY** To Plymouth
- PMH** To Portsmouth Harbour
- PNZ** To Penzance
- SSD** To Stansted Airport
- SOU** To Southampton Central
- SWA** To Swansea
- SWI** To Swindon
- WEY** To Weymouth
- WMN** To Warminster
- YRK** To York

Great Western Railway named trains

- CS** The Cheltenham Spa Express

Further information



GWR.com/contact



GWR.Feedback@GWR.com



Follow us: **@GWRHelp**



Like us: **facebook.com/GWRUK**



03457 000 125* (open 0600-2300 daily)



Download our app to purchase tickets and check train times. Search **GWR** in your App store



Earn Nectar points

Buy your train tickets online at **GWR.com**



Don't miss out on our latest offers, special deals and news. Register at **GWR.com/signup**



Great Western Railway Customer Panel

We have a Customer Panel to give us feedback on our services and to contribute good ideas. If you would like to join the Panel, please sign up at **GWR.com**



National Rail

For information about train times and fares visit **nationalrail.co.uk** or call **03457 48 49 50*** (24 hours, call may be recorded). You can also download a copy of the National Rail Conditions of Travel from this website



Transport Focus is the independent passenger watchdog for the UK's public transport users.

Visit **transportfocus.org.uk** or call **0300 123 2350***

* Standard network charges apply.
Calls from mobiles may be higher